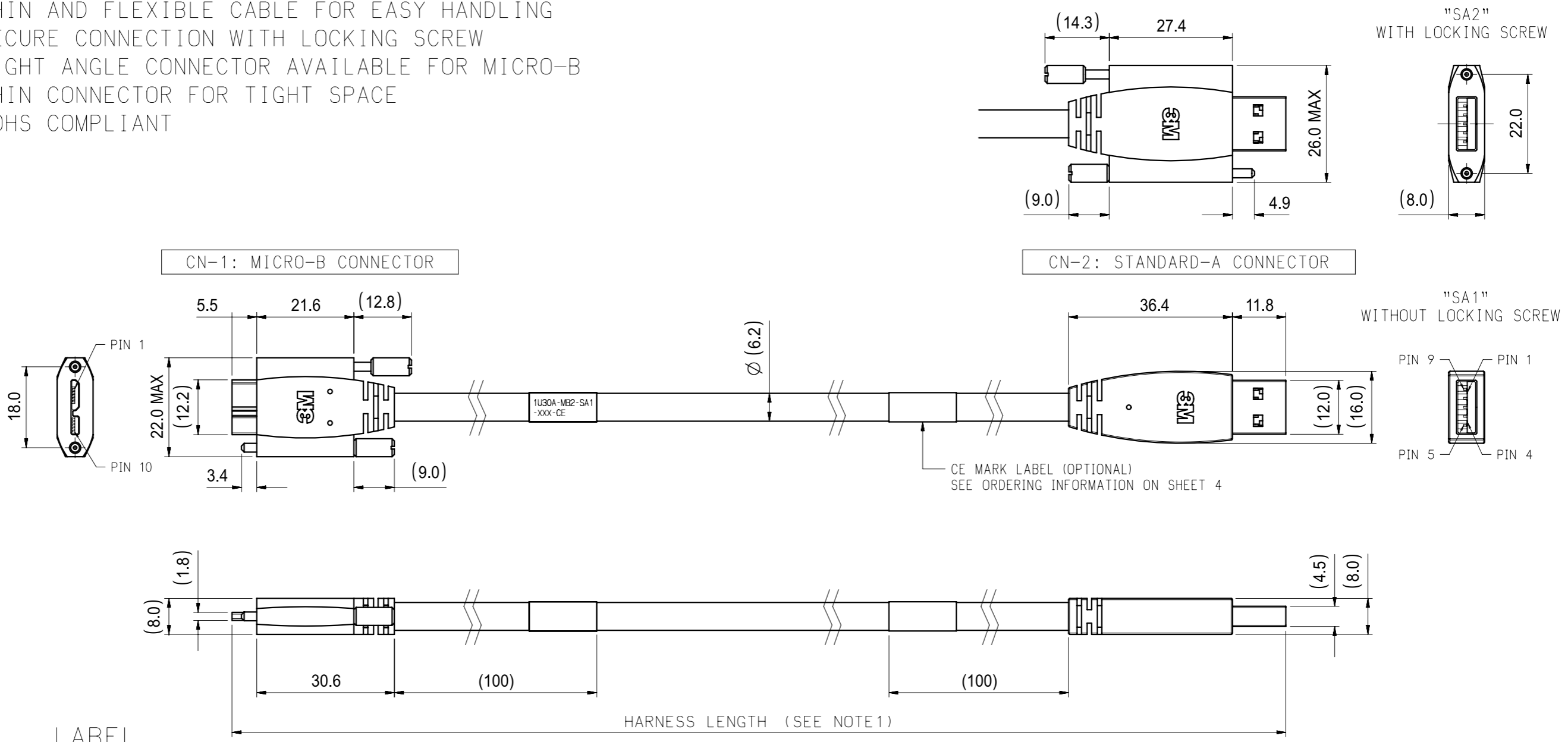


# 3M™ USB3 VISION INDUSTRIAL CAMERA CABLE ASSEMBLY, 1U30A SERIES

- USB3.0 SUPER SPEED DATA TRANSFER RATES UP TO 5Gbps
- HIGH TRANSMISSION CHARACTERISTICS THAT ENABLES OVER 7m TRANSMISSION
- THIN AND FLEXIBLE CABLE FOR EASY HANDLING
- SECURE CONNECTION WITH LOCKING SCREW
- RIGHT ANGLE CONNECTOR AVAILABLE FOR MICRO-B
- THIN CONNECTOR FOR TIGHT SPACE
- ROHS COMPLIANT

NOTES	
1	THE TOLERANCE OF HARNESS LENGTH IS LARGER VALUE OF EITHER +50mm/0 OR +3%/0 OF ORDER LENGTH



**LABEL**

1U30A-MB2-SAX ← 3M PART NUMBER  
 -XXX-XX  
 YYYYYYYY ← LOT ID



TOLERANCES EXCEPT AS NOTED	DFTG M. NAITOU	DATE MAY 9, 2022
INCHES	CHKD S. YOKOYAMA	DATE MAY 9, 2022
.0 ± .5	MFG	DATE
.00 ± .20	APPVL Y. KAWATE	DATE MAY 9, 2022
.000 ± N/A	© 3M COPYRIGHT 2021	
MILLIMETERS	THIS DOCUMENT CONTAINS INFORMATION WHICH IS PROPRIETARY TO 3M COMPANY. NO REPRODUCTION OR PUBLICATION OF THIS DOCUMENT, IN WHOLE OR IN PART, SHALL BE MADE WITHOUT AUTHORIZATION FROM 3M.	
ANGLES ±5°	THIRD ANGLE PROJECTION	

A	104723	INITIAL RELEASE	MAY 20, 2022	MN	SY
REV.	ECO	ISSUE DATE AND DESCRIPTION		DRFT	CHKD
3M		3M Center St. Paul, MN 55144	DIVISION	EMSD	MODEL
TITLE		USB3 VISION INDUSTRIAL CAMERA CABLE ASSEMBLY, 1U30A SERIES			
FSCM NO.		SIZE	DRAWING NO.	REV.	
		A3	78-5100-2772-1	A	
SCALE		DET LISTS <input type="checkbox"/> YES <input type="checkbox"/> NO		SHT 1 OF 5	

DRAWING NO. 78-5100-2772-1  
 REV. A

# 3M™ USB3 VISION INDUSTRIAL CAMERA CABLE ASSEMBLY, 1U30A SERIES

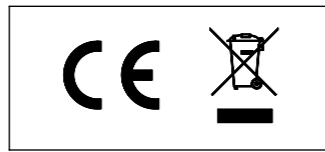
## MICRO-B CONNECTOR RIGHT ANGLE TYPE (UP/DOWN)

NOTES	
1	THE TOLERANCE OF HARNESS LENGTH IS LARGER VALUE OF EITHER +50mm/0 OR +3%/0 OF ORDER LENGTH

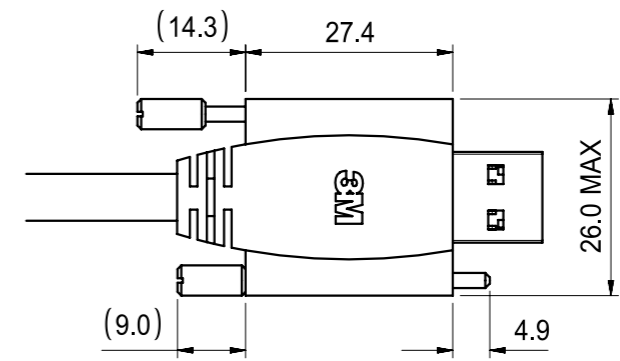
LABEL

1U30A-MB2X-SAX  
-XXX-XX  
YYYYYYYY

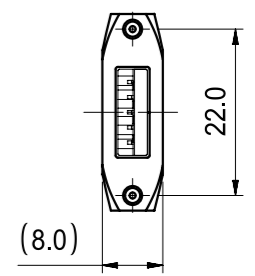
LOT ID  
3M PART NUMBER



CE MARK LABEL (OPTIONAL)  
SEE ORDERING INFORMATION ON SHEET 4

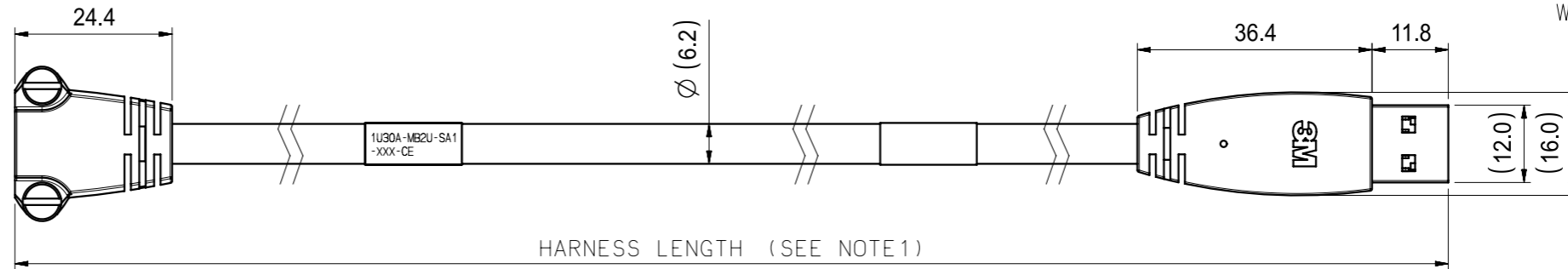
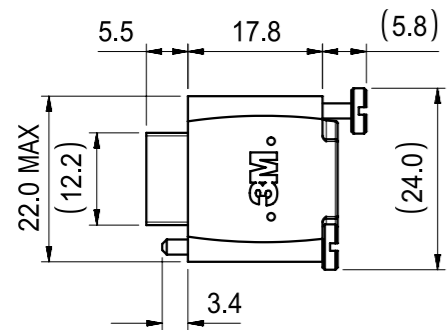


"SA2"  
WITH LOCKING SCREW

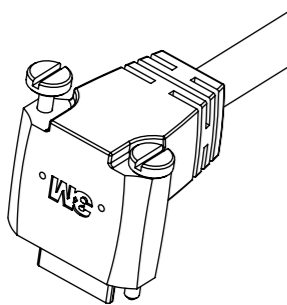
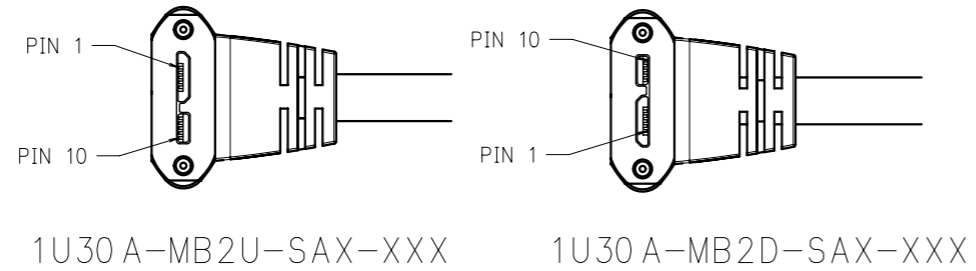
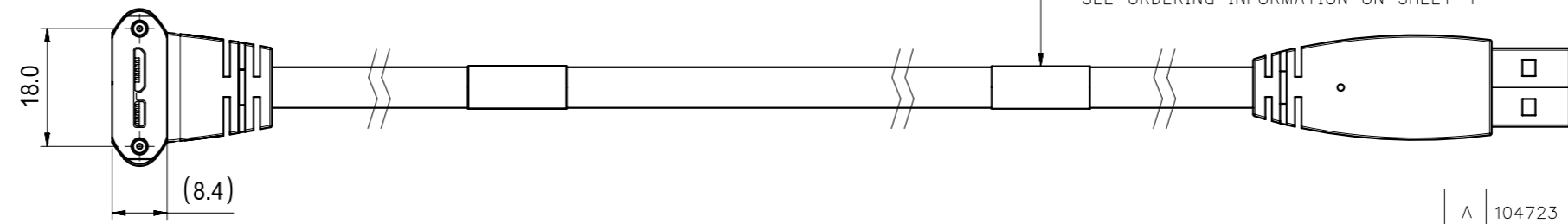
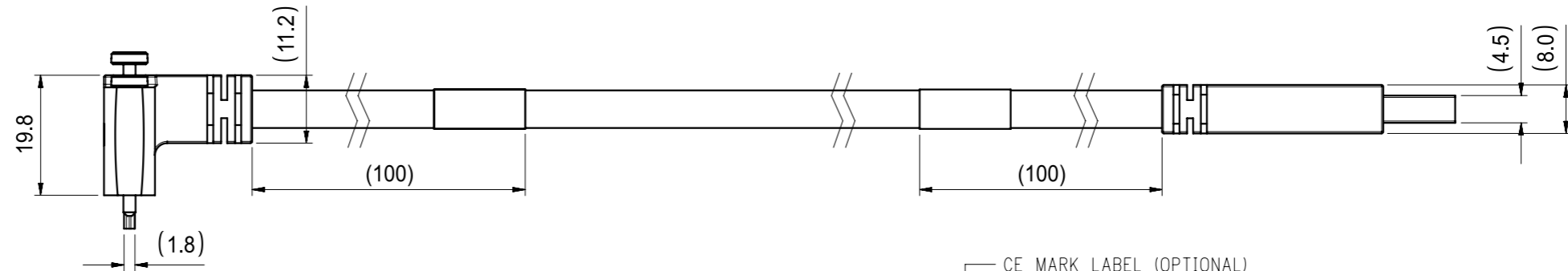
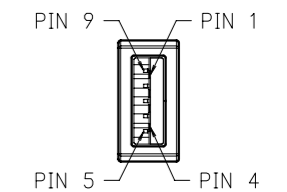


CN-1: MICRO-B CONNECTOR

CN-2: STANDARD-A CONNECTOR



"SA1"  
WITHOUT LOCKING SCREW



TOLERANCES EXCEPT AS NOTED	DFTG M. NAITOU	DATE MAY 9, 2022
INCHES	CHKD S. YOKOYAMA	DATE MAY 9, 2022
.0 ± .5	MFG	DATE
.00 ± .20	APPVL Y. KAWATE	DATE MAY 9, 2022
.000 ± N/A	© 3M COPYRIGHT 2021 THIS DOCUMENT CONTAINS INFORMATION WHICH IS PROPRIETARY TO 3M COMPANY. NO REPRODUCTION OR PUBLICATION OF THIS DOCUMENT, IN WHOLE OR IN PART, SHALL BE MADE WITHOUT AUTHORIZATION FROM 3M.	
ANGLES ±5°	THIRD ANGLE PROJECTION	

A	104723	INITIAL RELEASE	MAY 20, 2022	MN	SY
REV.	ECO	ISSUE DATE AND DESCRIPTION		DRFT	CHKD
<b>3M</b>		3M Center St. Paul, MN 55144		DIVISION EMSD MODEL	
TITLE USB3 VISION INDUSTRIAL CAMERA CABLE ASSEMBLY, 1U30A SERIES 1U30A-MB2X-SAX-XXX-XX					
FSCM NO.	SIZE A3	DRAWING NO. 78-5100-2772-1		REV. A	
SCALE			DET LISTS <input type="checkbox"/> YES <input type="checkbox"/> NO		SHT 2 OF 5

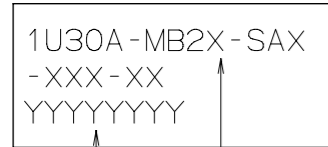
DRAWING NO. 78-5100-2772-1 A REV.

# 3M™ USB3 VISION INDUSTRIAL CAMERA CABLE ASSEMBLY, 1U30A SERIES

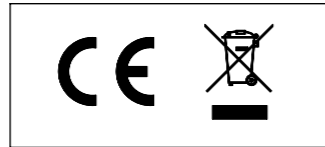
MICRO-B CONNECTOR RIGHT ANGLE TYPE (LEFT/RIGHT)

NOTES	
1	THE TOLERANCE OF HARNESS LENGTH IS LARGER VALUE OF EITHER +50mm/0 OR +3%/0 OF ORDER LENGTH

LABEL

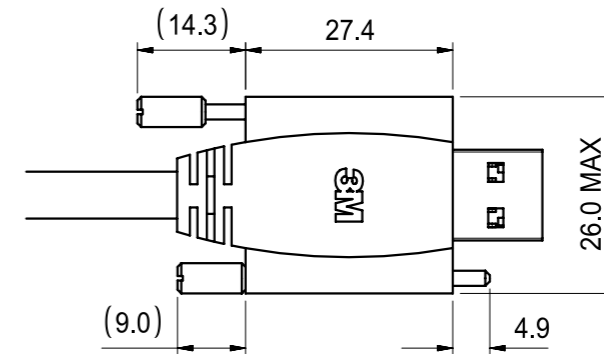


LOT ID  
3M PART NUMBER

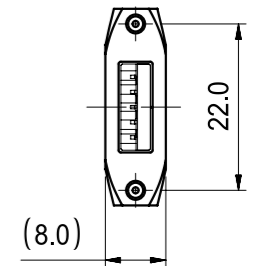


CE MARK LABEL (OPTIONAL)  
SEE ORDERING INFORMATION ON SHEET 4

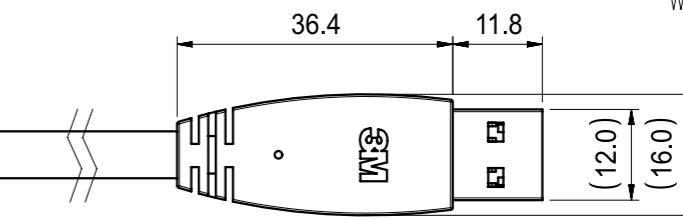
CN-1: MICRO-B CONNECTOR



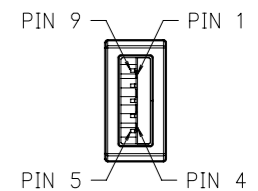
"SA2"  
WITH LOCKING SCREW



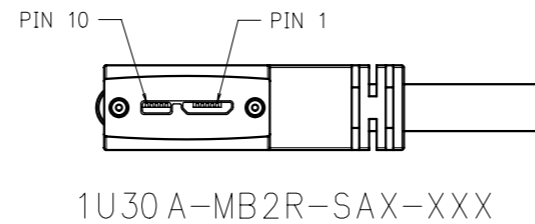
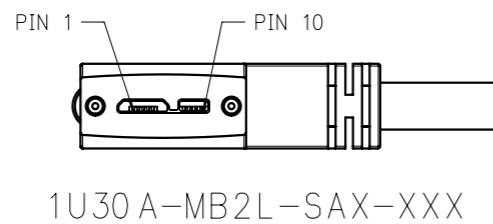
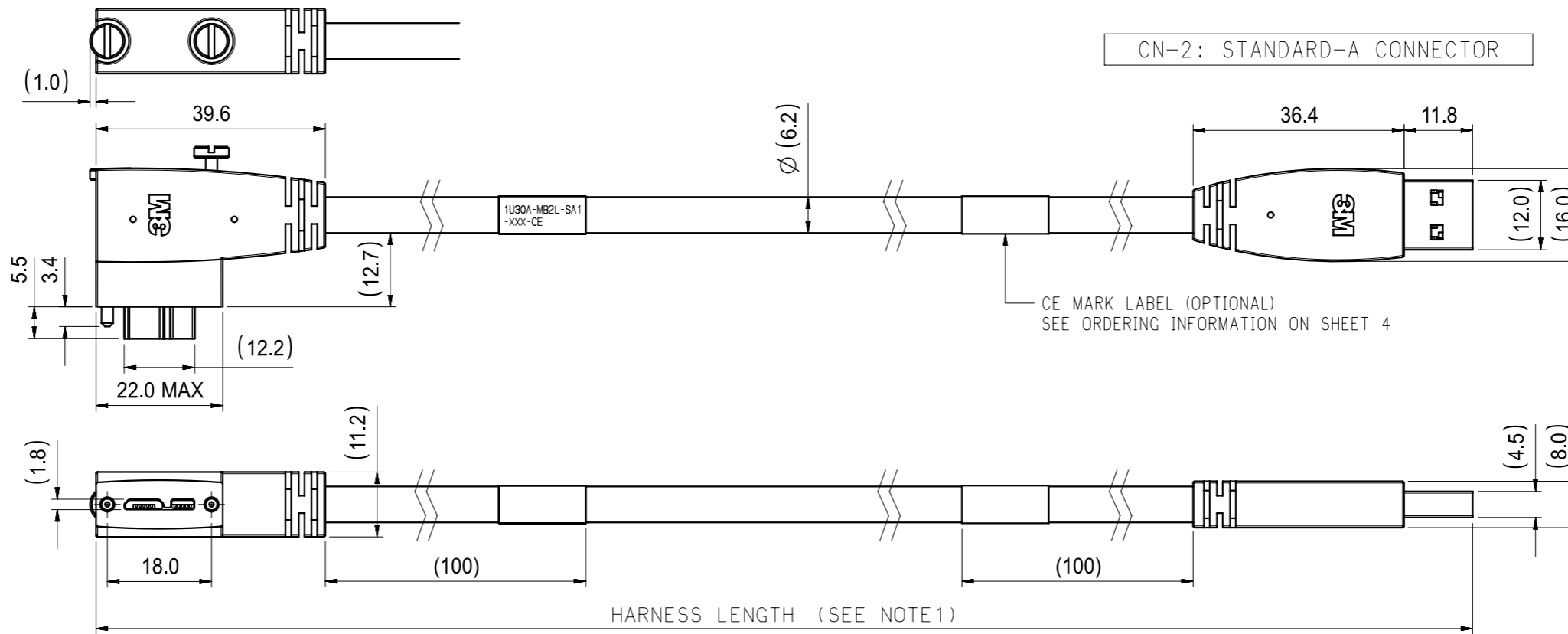
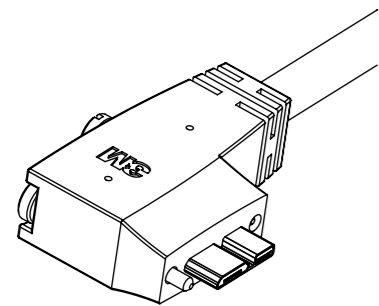
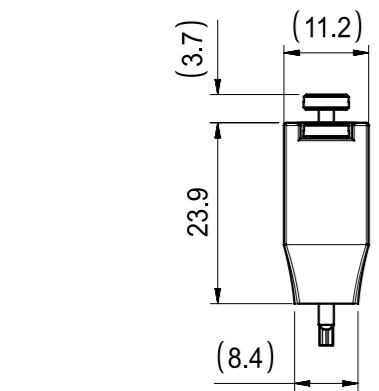
CN-2: STANDARD-A CONNECTOR



"SA1"  
WITHOUT LOCKING SCREW



CE MARK LABEL (OPTIONAL)  
SEE ORDERING INFORMATION ON SHEET 4



TOLERANCES EXCEPT AS NOTED	DFTG	M. NAITOU	DATE	MAY 9, 2022
	CHKD	S. YOKOYAMA	DATE	MAY 9, 2022
	MFG		DATE	
	APPVL	Y. KAWATE	DATE	MAY 9, 2022
© 3M COPYRIGHT 2021 THIS DOCUMENT CONTAINS INFORMATION WHICH IS PROPRIETARY TO 3M COMPANY. NO REPRODUCTION OR PUBLICATION OF THIS DOCUMENT, IN WHOLE OR IN PART, SHALL BE MADE WITHOUT AUTHORIZATION FROM 3M.				
THIRD ANGLE PROJECTION				
INCHES	.0 ± .5 .00 ± .20 .000 ± N/A			
MILLIMETERS	.0 ± .5 .00 ± .20 .000 ± N/A			
ANGLES	±5°			

A	104723	INITIAL RELEASE	MAY 20, 2022	MN	SY
REV.	ECO	ISSUE DATE AND DESCRIPTION		DRFT	CHKD
3M Center St. Paul, MN 55144		DIVISION	EMSD	MODEL	
		DIVISION CODE			
TITLE USB3 VISION INDUSTRIAL CAMERA CABLE ASSEMBLY, 1U30A SERIES 1U30A-MB2X-SAX-XXX-XX					
FSCM NO.	SIZE	DRAWING NO.		REV.	
	A3	78-5100-2772-1		A	
SCALE		DET LISTS <input type="checkbox"/> YES <input type="checkbox"/> NO		SHT 3 OF 5	

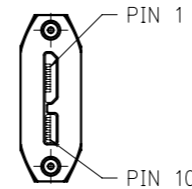
DRAWING NO. 78-5100-2772-1 A REV.

# 3M™ USB3 VISION INDUSTRIAL CAMERA CABLE ASSEMBLY, 1U30A SERIES

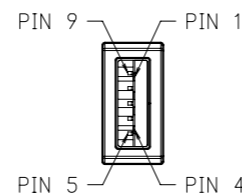
## PIN ASSIGNMENT

CN-1 (MICRO-B)		CABLE	CN-2 (STANDARD-A)	
1	VBUS	PWR	VBUS	1
2	D-	UTP_D-	D-	2
3	D+	UTP_D+	D+	3
4	NC	-		
5	GND	GND_PWRrt	GND	4
6	MicB_SSTX-	SDP1-	StdA_SSRX-	5
7	MicB_SSTX+	SDP1+	StdA_SSRX+	6
8	GND_Drain	Drain for SDP1,2	GND_Drain	7
9	MicB_SSRX-	SDP2-	StdA_SSTX-	8
10	MicB_SSRX+	SDP2+	StdA_SSTX+	9
SHELL		Braid shield	SHELL	

MICRO-B



STANDARD-A



CABLE	
UL NUMBER	UL AWM Style 20276
TEMPERATURE AND VOLTAGE RATING	80° C / 30V
CURRENT RATING	1.5A(VBUS,GND), 0.2A(Others)
SHEATH MATERIAL	PVC
COLOR	BLACK
OUTER DIAMETER	6.2mm
FLAMMABILITY	VW-1

PERFORMANCE	
OPERABLE TRANSMISSION DISTANCE	>7m (10m Max*)

\* DEPENDS ON USAGE CONDITIONS

ENVIRONMENTAL	
OPERATING TEMPERATURE	0 to 70° C

## ORDERING INFORMATION

1U30A-MB2X-SAX-XXX-XX

CN-1 CONNECTOR:  
MB2 = MICRO-B WITH LOCKING SCREW

CE MARK OPTION  
BLANK = NONE  
CE = WITH CE MARK LABEL  
(ex. 1U30A-MB2-SAX-xxx-CE)

CONNECTOR ANGLE, CABLE EXIT DIRECTION FOR MICRO-B (SEE SHEET 2 & 3)

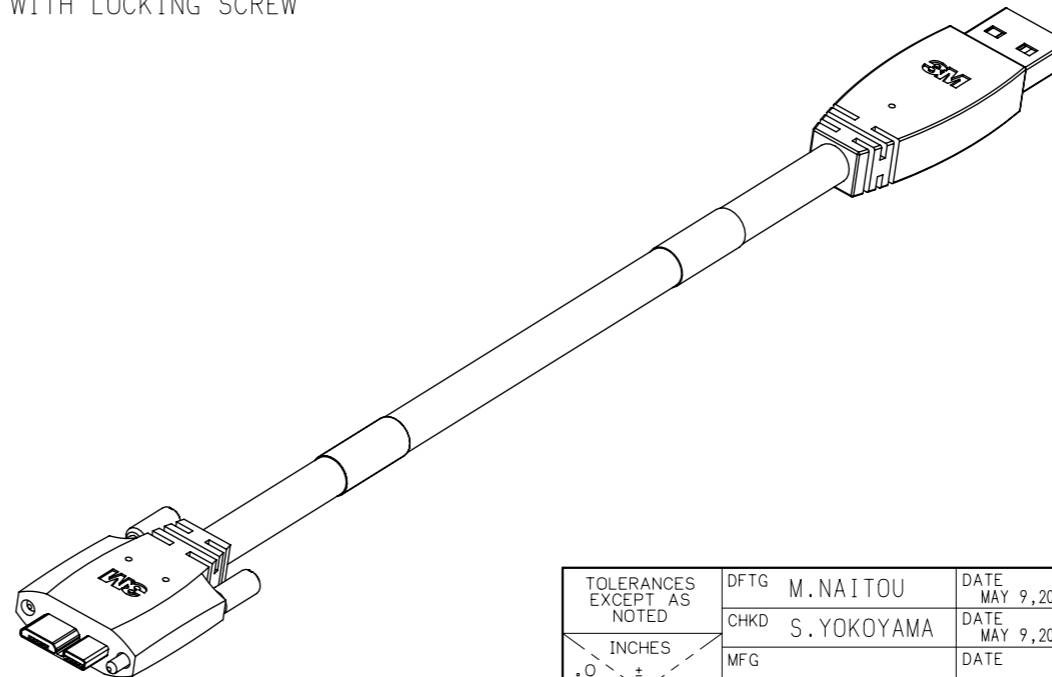
HARNESS LENGTH (ex. 150 : 1.50m)

CN-2 CONNECTOR:  
SA1 = STANDARD-A STRAIGHT, WITHOUT LOCKING SCREW  
SA2 = STANDARD-A STRAIGHT, WITH LOCKING SCREW

BLANK = STRAIGHT  
U = RIGHT ANGLE, UP  
D = RIGHT ANGLE, DOWN  
L = RIGHT ANGLE, LEFT  
R = RIGHT ANGLE, RIGHT

3M PART NUMBER	HARNESS LENGTH
1U30A-MB2X-SAX-050-XX	0.5m
1U30A-MB2X-SAX-100-XX	1m
1U30A-MB2X-SAX-150-XX	1.5m
1U30A-MB2X-SAX-200-XX	2m
1U30A-MB2X-SAX-250-XX	2.5m
1U30A-MB2X-SAX-300-XX	3m
1U30A-MB2X-SAX-350-XX	3.5m
1U30A-MB2X-SAX-400-XX	4m
1U30A-MB2X-SAX-450-XX	4.5m
1U30A-MB2X-SAX-500-XX	5m
1U30A-MB2X-SAX-600-XX	6m
1U30A-MB2X-SAX-700-XX	7m
1U30A-MB2X-SAX-800-XX	8m
1U30A-MB2X-SAX-900-XX	9m
1U30A-MB2X-SAX-A00-XX	10m

OTHER LENGTHS AVAILABLE BY SPECIAL ORDER, CONTACT 3M FOR DETAILS.



TOLERANCES EXCEPT AS NOTED	DFTG M. NAITOU	DATE MAY 9, 2022
	CHKD S. YOKOYAMA	DATE MAY 9, 2022
	MFG	DATE
	APPVL Y. KAWATE	DATE MAY 9, 2022
INCHES .0 ± .5 .00 ± .20 .000 ±	© 3M COPYRIGHT 2021 THIS DOCUMENT CONTAINS INFORMATION WHICH IS PROPRIETARY TO 3M COMPANY. NO REPRODUCTION OR PUBLICATION OF THIS DOCUMENT, IN WHOLE OR IN PART, SHALL BE MADE WITHOUT AUTHORIZATION FROM 3M.	
MILLIMETERS .0 ± .5 .00 ± .20 .000 ± N/A	THIRD ANGLE PROJECTION	
ANGLES ±5°		

A	104723	INITIAL RELEASE	MAY 20, 2022	MN	SY
REV.	ECO	ISSUE DATE AND DESCRIPTION		DRFT	CHKD
<b>3M</b>		3M Center St. Paul, MN 55144	DIVISION EMSD	MODEL	
TITLE		USB3 VISION INDUSTRIAL CAMERA CABLE ASSEMBLY, 1U30A SERIES 1U30A-MB2X-SAX-XXX-XX			
FSCM NO.	SIZE A3	DRAWING NO. 78-5100-2772-1		REV. A	
SCALE		DET LISTS <input type="checkbox"/> YES <input type="checkbox"/> NO		SHT 4 OF 5	

DRAWING NO. 78-5100-2772-1 A REV.

# 3M™ USB3 VISION INDUSTRIAL CAMERA CABLE ASSEMBLY, 1U30A SERIES

**Regulatory:** For regulatory information about this product, visit [3M.com/regs](http://3M.com/regs) or contact your 3M representative.


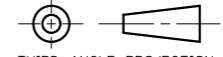
**Technical Information:** The technical information, recommendations and other statements contained in this document are based upon tests or experience that 3M believes are reliable, but the accuracy or completeness of such information is not guaranteed.

**Product Use:** Many factors beyond 3M's control and uniquely within user's control can affect the use and performance of a 3M product in a particular application. Given the variety of factors that can affect the use and performance of a 3M product, user is solely responsible for evaluating the 3M product and determining whether it is fit for a particular purpose and suitable for user's method of application.

**Warranty, Limited Remedy, and Disclaimer:** Unless an additional warranty is specifically stated on the applicable 3M product packaging or product literature, 3M warrants that each 3M product meets the applicable 3M product specification at the time 3M ships the product. 3M MAKES NO OTHER WARRANTIES OR CONDITIONS, EXPRESS OR IMPLIED, INCLUDING, BUT NOT LIMITED TO, ANY IMPLIED WARRANTY OR CONDITION OF MERCHANTABILITY OR FITNESS FOR A PARTICULAR PURPOSE OR ANY IMPLIED WARRANTY OR CONDITION ARISING OUT OF A COURSE OF DEALING, CUSTOM OR USAGE OR TRADE. If the 3M product does not conform to this warranty, then the sole and exclusive remedy is, at 3M's option, replacement of the 3M product or refund of the purchase price.

**Limitation of Liability:** Except where prohibited by law, 3M will not be liable for any loss or damage arising from the 3M product, whether direct, indirect, special, incidental or consequential, regardless of the legal theory asserted, including warranty, contract, negligence or strict liability.

3M Company  
 Electronics Materials Solutions Division  
 13011 McCallen Pass, Bldg. C  
 Austin, TX 78753-5380  
 1-800-225-5373  
[www.3M.com/interconnect](http://www.3M.com/interconnect)

A		104723	INITIAL RELEASE	MAY 20,2022	MN	SY			
REV.	ECO	ISSUE DATE AND DESCRIPTION			DRFT	CHKD			
DFTG	M. NAITOU	DATE	MAY 9, 2022		3M Center	DIVISION	EMSD	MODEL	
CHKD	S. YOKOYAMA	DATE	MAY 9, 2022		St. Paul,	MN 55144	DIVISION CODE		
MFG		DATE		TITLE USB3 VISION INDUSTRIAL CAMERA CABLE ASSEMBLY, 1U30A SERIES 1U30A-MB2X-SAX-XXX-XX					
APPVL	Y. KAWATE	DATE	MAY 9, 2022						
TOLERANCES EXCEPT AS NOTED INCHES .0 ± .5 .00 ± .20 .000 ± N/A MILLIMETERS .0 ± .5 .00 ± .20 .000 ± N/A ANGLES ±5°		© 3M COPYRIGHT 2021 THIS DOCUMENT CONTAINS INFORMATION WHICH IS PROPRIETARY TO 3M COMPANY. NO REPRODUCTION OR PUBLICATION OF THIS DOCUMENT, IN WHOLE OR IN PART, SHALL BE MADE WITHOUT AUTHORIZATION FROM 3M.		FSCM NO.	SIZE	DRAWING NO.	REV.		
 THIRD ANGLE PROJECTION				A3	78-5100-2772-1	A			
SCALE				DET LISTS <input type="checkbox"/> YES <input type="checkbox"/> NO		SHT 5 OF 5			

DRAWING NO. 78-5100-2772-1 A REV. A