

# NSYTRR22MP

## SPRING TERMINAL, MINI PIN, FEED THROUGH, 2 POINTS, 2,5MM<sup>2</sup>, GREY, DIRE



### Main

Range	Linergy
Product name	Linergy TR
Product or Component Type	Mini terminal block
Device short name	TRR
Accessory / separate part category	Connection accessory
Terminal block type	Passthrough
Terminal block level	1
Mounting Mode	Pin
Nominal cross section	0.00 in <sup>2</sup> (2.5 mm <sup>2</sup> )
Length	1.26 in (32 mm)
Color	Gray
Quantity per Set	Set of 50

### Complementary

Width	0.20 in (5.2 mm)
Height	0.87 in (22 mm)
Connections - terminals	1 x spring terminal upstream 1 x spring terminal downstream
Number of connections	2
Connection position	Top
Number of measurement input	0
Cable cross section	0.00...0.00 In <sup>2</sup> (0.08...2.5 mm <sup>2</sup> ), flexible without cable end 0.00...0.01 In <sup>2</sup> (0.08...4 mm <sup>2</sup> ), solid with cable end 0.00...0.00 In <sup>2</sup> (0.2...2.5 mm <sup>2</sup> ), flexible with cable end 0.00...0.01 in <sup>2</sup> (0.08...4 mm <sup>2</sup> ), solid without cable end
Wire stripping length	0.31 in (8 mm)
Tool type	Connection flat screwdriver Disconnection flat screwdriver
[Ue] rated operational voltage	800 V EN/IEC 60947-7-1 550 V ATEX Exe II Ex II 2 GD 600 V cURus
Line Rated Current	20 A cURus 24 A EN/IEC 60947-7-1 22 A ATEX Exe II Ex II 2 GD
Material	Polyamide 6/6 insulating case Copper alloy connector and screw Copper alloy commoning link Chromium-nickel steel spring
Dielectric loss	0.01 at 1 MHz IEC 60250 0.01 at 1 MHz VDE 0303-T4
Dielectric constant	3.7 at 1 MHz
Resistivity	10000 MΩ.M IEC 60093 10000 MΩ.m VDE 0303-T30
Surface resistance	1000 GΩ IEC 60093 1000 GΩ VDE 0303-T30
Creep resistance	500 CTI (> 400 kB) IEC 60093 500 CTI (> 400 kB) VDE 0303-T30
Flame retardance	V0 0.03 in (0.8 mm) UL 94
Net Weight	0.14 oz (4 g)

The information provided in this documentation contains general descriptions and/or technical characteristics of the performance of the products contained herein. This documentation is not intended as a substitute for and is not to be used for determining suitability or reliability of these products for specific user applications. It is the duty of any such user or integrator to perform the appropriate and complete risk analysis, evaluation and testing of the products with respect to the relevant specific application or use thereof. Neither Schneider Electric Industries SAS nor any of its affiliates or subsidiaries shall be responsible or liable for misuse of the information contained herein.

Range compatibility	Prisma G Prisma P Prisma PH Prisma Pack Spacial Kaedra Pragma TeSys
Product Compatibility	Spacial enclosures

## Environment

Product Certifications	CSA EAC IEC-Ex CURus ATEX
Dielectric strength	1000 V IEC 60243-1
Ambient air temperature for operation	-40...266 °F (-40...130 °C) IEC 60216-1 -40...266 °F (-40...130 °C) VDE 0304-T21




## Ordering and shipping details

Category	21715-IEC TERMINAL BLOCKS-NSY,AM1,DF6,GK1
Discount Schedule	CP5
GTIN	3606480533082
Nbr. of units in pkg.	1
Package weight(Lbs)	0.14 oz (4.0 g)
Returnability	No
Country of origin	CN

## Packing Units

Unit Type of Package 1	PCE
Package 1 Height	2.05 in (5.2 cm)
Package 1 width	3.03 in (7.7 cm)
Package 1 Length	9.57 in (24.3 cm)
Unit Type of Package 2	BB1
Number of Units in Package 2	50
Package 2 Weight	7.34 oz (208.0 g)
Package 2 Height	2.05 in (5.2 cm)
Package 2 width	3.03 in (7.7 cm)
Package 2 Length	9.57 in (24.3 cm)
Unit Type of Package 3	S02
Number of Units in Package 3	550
Package 3 Weight	5.94 lb(US) (2.696 kg)
Package 3 Height	5.91 in (15 cm)
Package 3 width	11.81 in (30 cm)
Package 3 Length	15.75 in (40 cm)

## Offer Sustainability

REACH free of SVHC	Yes
EU RoHS Directive	Pro-active compliance (Product out of EU RoHS legal scope)  <a href="#">EU RoHS Declaration</a>
Toxic heavy metal free	Yes
Mercury free	Yes
RoHS exemption information	 Yes
China RoHS Regulation	 <a href="#">China RoHS Declaration</a>