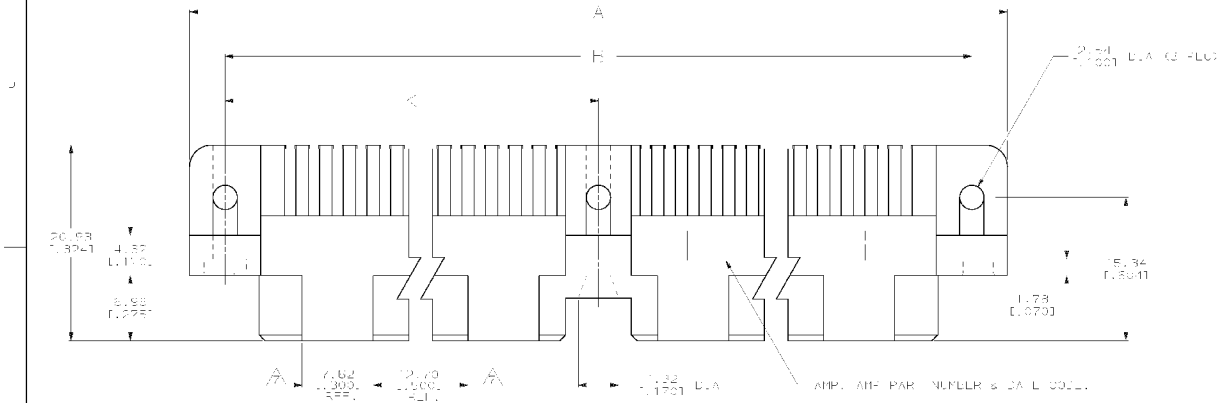

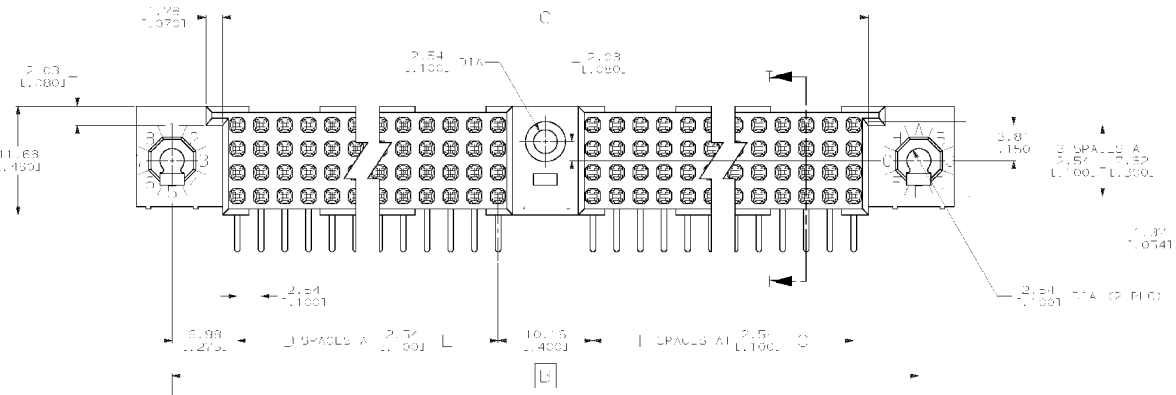

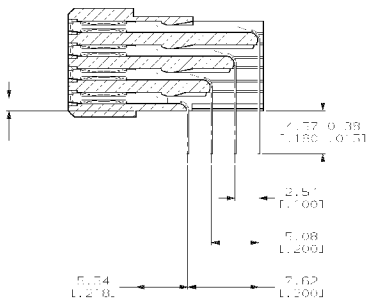

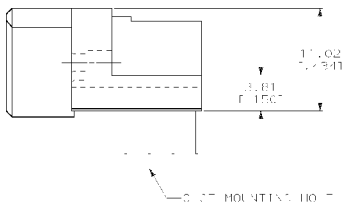

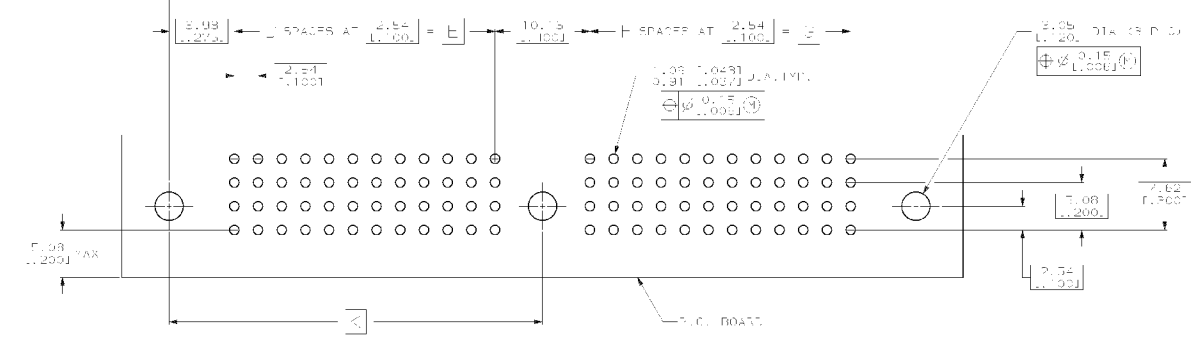

RECOMMENDED P.C. BOARD LAYOUT

METRIC

CUSTOMER DRAWING

REV	REQ'D	REVISIONS			
AC	25	ZONE	LTR	DESCRIPTION	DATE	APPD

1. HOUSING MATERIAL: THERMOPLASTIC, 94V-0 RATED.
2. CONTACT MATERIAL: COPPER ALLOY.
3. CONTACT PLATING: .00127MM-.00254MM [.0000050-.0000100] GOLD PLATE IN CONTACT AREA, UNDERPLATE ALL OVER .00076MM [.0000030] GOLD PLATE IN CONTACT AREA, UNDERPLATE ALL SOLDER TAILS.
4. SOLDER PLACEMENT FOOTPRINT PATTERN AS SHOWN ON THE RECOMMENDED P.C. BOARD LAYOUT.
5. DIMENSIONS IN BRACKETS ARE IN INCHES.
6. PART NUMBER IS OBSOLETE.
7. CONTACTS IN VOID COATING ARE DEPENDENT ON THE POSITION SIZE OF THE HOUSING.

									332920-9
184.48 [6.7720]	152.40 [6.0000]	60	152.40 [6.0000]	60	318.[illegible] [12.5[illegible]]	328.68 [12.950]	336.55 [13.250]	468	332920-8
166.84 [6.[illegible]]	144.78 [5.7000]	57	144.78 [5.7000]	57	302.87 [11.92[illegible]]	312.68 [12.3[illegible]]	321.31 [12.6500]	464	332920-7
149.22 [5.8750]	137.16 [5.4000]	54	137.16 [5.4000]	54	287.63 [11.324[illegible]]	298.70 [11.7500]	306.07 [12.0500]	440	332920-6
131.60 [5.1800]	129.54 [5.1000]	51	129.5[illegible] [5.1000]	51	272.39 [10.724[illegible]]	283.[illegible] [11.150[illegible]]	290.83 [11.4500]	416	332920-5
113.98 [4.4850]	121.92 [4.8000]	48	121.92 [4.8000]	48	257.15 [10.12[illegible]]	267.07 [10.5[illegible]]	275.59 [10.8500]	392	332920-4
96.36 [3.7900]	114.30 [4.5000]	45	114.30 [4.5000]	45	241.91 [9.52[illegible]]	252.73 [9.9500]	260.35 [10.2500]	368	332920-3
78.74 [3.0950]	106.68 [4.2000]	42	106.68 [4.2000]	42	226.67 [8.9250]	237.49 [9.3500]	245.11 [9.6500]	344	332920-2
61.12 [2.4050]	99.06 [3.9000]	39	99.06 [3.9000]	39	211.43 [8.3250]	222.25 [8.7500]	229.87 [9.0500]	320	332920-1
K	G	F	E	D	C	B	A	POSN	PART NUMBER

DO NOT SCALE PRINT.
UNLESS SPECIFIED:
DIMENSIONS: mm [INCHES]
TOLERANCES: [illegible]
X PLC DEC ±
3 PLC DEC ± 0.3 [0.005]
ANGLES ± °
MATERIAL
1 2
FINISH
3

DR: 06/10/99 [illegible]
CHK: 06/10/99 [illegible]
APPD: 06/10/99 [illegible]
MFG: 06/10/99 [illegible]
PRODUCT SPEC
-
APPLICATION SPEC

AMP
AMP Incorporated
Harrisburg, PA 17105-3608

NAME
HDI, 7 ROW, RECEP ASSEMBLY, 1.6[illegible] PIN, 3 MOUNTING EARS, 2.57 [1.[illegible]01] LONG SOLDER TAILS, .00076 [.000030] GOLD PLATE

SIZE | CAGE CODE | DRAWING NO
B | 80779 | 332920

SCALE: 2/1 | SHEET 2 OF 2

METRIC

CUSTOMER DRAWING