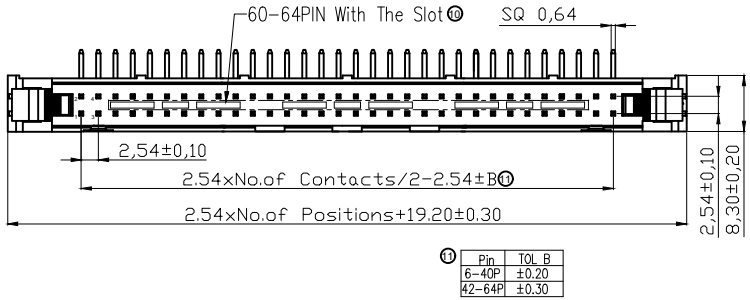

⑪

Pin	TOL B
6-40P	±0.20
42-64P	±0.30

Special(with fixing holes) ⑥

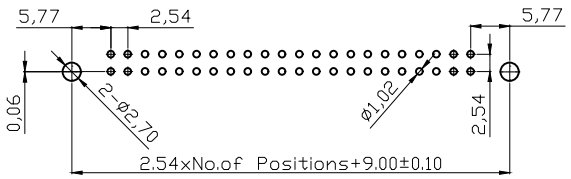

Standard

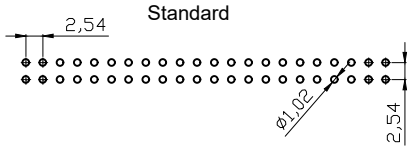

Recommended P.C.B Layout(Top Side)
(PCB BOARD TOLERANCE±0.05)

NOTES:

MATERIAL
1.Insulator Material:PBT+30%G.F,(UL94V-0), Grey
2.Contact Material : Brass
⑧ 3.Contact Plating : See order code
ELECTRICAL
1.Current Rating : 3.0AMP
2.Withstand Voltage : 1000V AC/minute
3.Contact Resistance : 20mΩ max
4.Insulation Resistance: 1000MΩ min
ENVIRONMENTAL
1.Operation Temperature: -40°C to +105°C
2.Packing : Tray
3.Without side slot "A" and "B" for 06-18P
⑩ Without side slot "A" and with slot "B" for 20-58P
With slot "A" and "B" for 60-64P
Ordering Information
⑧ AWH xxA-0xx2-T

③ No. of Contacts
06 08
10 12
14 16
18 20
24 26
30 34
40 50
60 64

⑪ 1: Glod 30u"
2: Gold Flash /Tinned
5: Full Tinned

Latch Type
0(w/o latch)
2(with short latch)
3(with long latch)

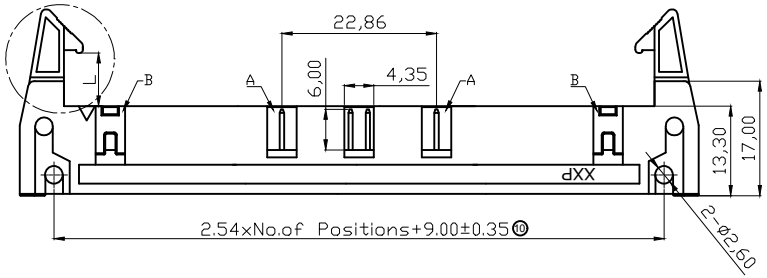

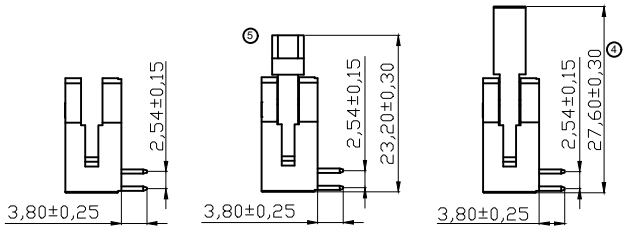

without Latch
with short Latch
with long Latch

Dimension L

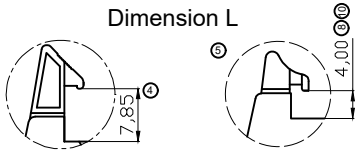

Long Latch
Short Latch

RoHS compliant
Unit: mm

⑨ UL File No.: E198287

Scale	Free
TOLERANCE	
X.X	±0.40
X.XX	±0.25
X.XXX	±0.15
Angle	±3°

Id.	Modification	Date	Name
⑪	Update tolerance and add PN	11.01.2022	Daniel
⑩	Update tolerance and notes	28.01.2019	Xavier
⑨	Add UL file no.	12.12.2013	Amy
⑧	Add the fulled Tinned version	11.11.2013	Winnie
⑦	Update	29.03.2013	Winnie
⑥	Add special PCB layout	07.12.2010	Alex

	Date	Name
Drawn	25.01.2006	Alex
Approved	11.01.2022	Daniel

ASSMANN WSW components

Customer-No.

ASSMANN WSW-No.
AWH xxA-0xx2-T

Drawing-No.
ASS 2311 CO

rev11

Replace

Sheet
1/1