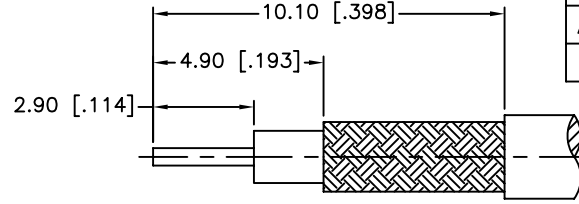
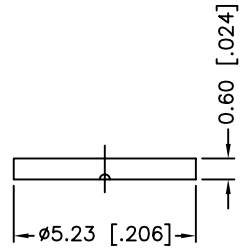
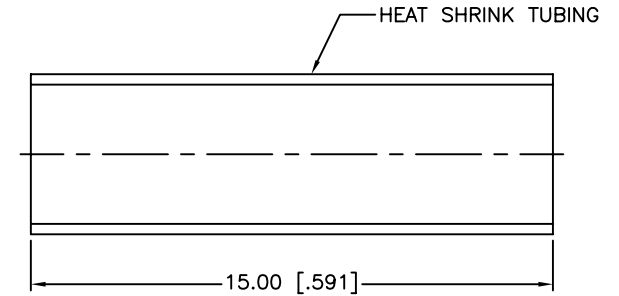
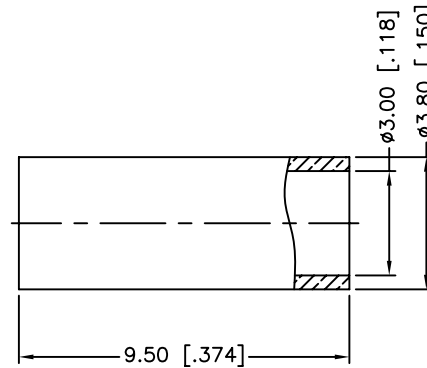
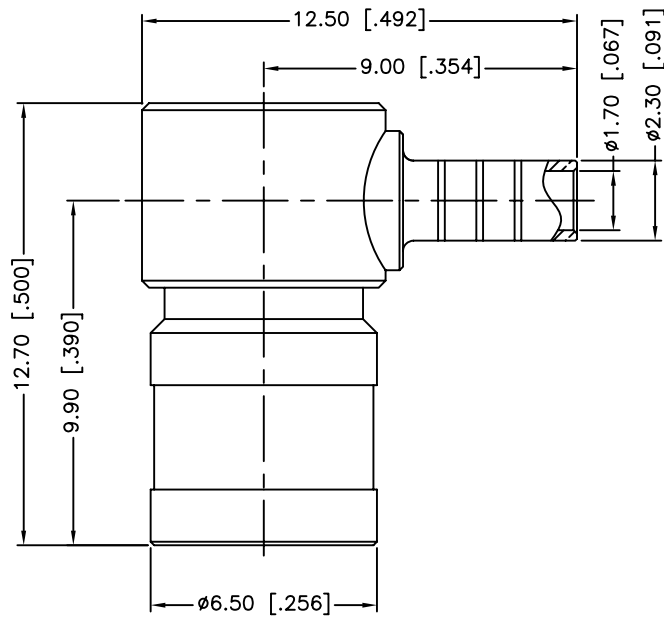


REV.	DATE	ECR NO.	DESCRIPTION
NC	03/25/04	XXXXXX	INITIAL RELEASE
A	03/27/05	XXXXXX	UPDATE PART DIMENSIONS/DRAWING FORMAT
B	12/17/10	2129	CHANGE TITLE BLOCK TO "MINI 75 OHM SMB R/A CRIMP PLUG"



RECOMMENDED
CABLE STRIPPING DIM'S



1. CRIMPED FERRULE
HEX CRIMP SIZE .128"
2. CONTACT PIN TO SOLDER

DESCRIPTION	MATERIAL	FINISH	QTY
8	HEAT SHRINK TUBING		1
7	COVER	BRASS	GOLD 1
6	FERRULE	COPPER	GOLD 1
5	CONTACT PIN	BER. COPPER	GOLD 1
4	INSULATOR	PTFE	NATURAL 1
3	RETAINER RING	BER. COPPER	NATURAL 1
2	BODY	BRASS	GOLD 1
1	HOUSING	ZINC DIECAST	GOLD 1

UNLESS OTHERWISE SPECIFIED DIMENSIONS ARE IN MILLIMETERS. DIMENSIONS IN [] ARE IN INCHES AND FOR CUSTOMER REFERENCE ONLY.

UNLESS OTHERWISE SPECIFIED TOLERANCES FOR MILLIMETERS ARE:
0.5 - 8mm ± 0.20mm
8 - 30mm ± 0.40mm
30 - 120mm ± 0.50mm

UNLESS OTHERWISE SPECIFIED TOLERANCES FOR INCHES ARE:
.020 - .315 = ± 0.007"
.315 - 1.180 = ± 0.015"
1.180 - 4.724 = ± 0.020"

DO NOT SCALE DRAWING

APPROVALS	DATE
DRAWN M.ZHANG	12/17/10
CHECKED	
ISSUED	
SHEET 1 OF 1	
CAD FILE C:/CONNEX/142194-75.DWG	

Amphenol Connex			
PART DESCRIPTION MINI 75 OHM SMB R/A CRIMP PLUG (FOR RG-179/U CABLE)			
PART NO.		142194-75	
DWG. NO.	142194-75.DWG	REV.	B
SIZE	A	SCALE	NA