

Edgemax LED Module



LM79 LM80

Features

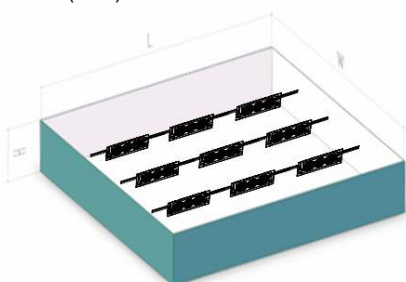
- Uniform and efficient illumination at high module pitches thanks to innovation optics design – arc lens;
- Excellent optical design can meet long light box uniformity requirement – 2m~4m light box;
- Long lifetime (powered by Lumileds LED) - 5 years warranty;
- High reliability and stability - IP68;
- 11*40 degree beam angle.

Specification

Dimension	3.7*1.3"(93*32mm)
Power	3W±10%
Working voltage	24V
Driving mode	Constant current
Center distance	11.8"(300mm)
Cascading	20pcs
Working temp	-25~+55°C
Storage temp	-40~+85°C
IP grade	IP68

Application notes

Unit: inch(mm)



WLM-LED-ABS-24V-093032-3030-3

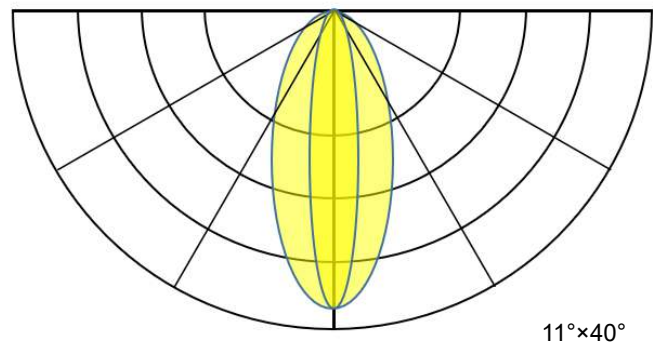
Photometrical data

Light color (designation)	White
Color (CCT)	6500 K
Color Rendering Index	Ra>80
Typical Brightness (lumen/module)	300 lm

Maximum Supply Wire Limits

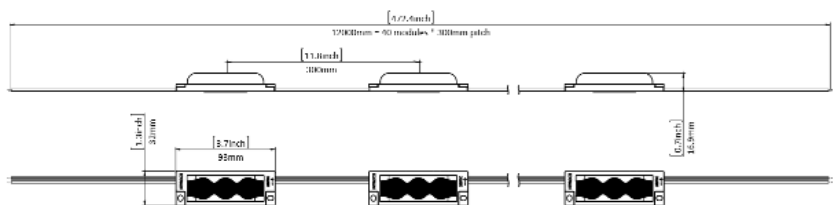
60W	20 modules	6 m(19.7ft.)
80W	26 modules	6 m(19.7ft.)
100W	33 modules	6 m(19.7ft.)
120W	40 modules	6 m(19.7ft.)
180W	60 modules	18 m(59 ft.)

Light distribution



Profile drawings

Unit: inch(mm)



		Depth	Brightness
1 m ² Light Box	9 Modules	H=3.1"(80mm)	1880 lux
		H=3.9"(100mm)	1620 lux
		H=5.9"(150mm)	1250 lux
		H=7.9"(200mm)	1070 lux
		H=9.8"(250mm)	950 lux