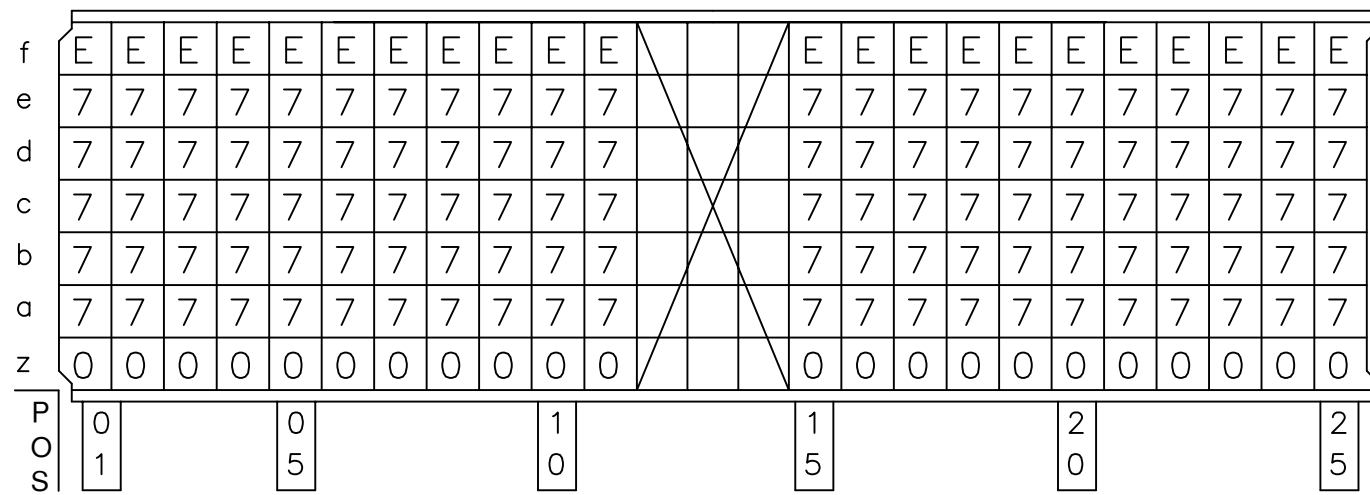
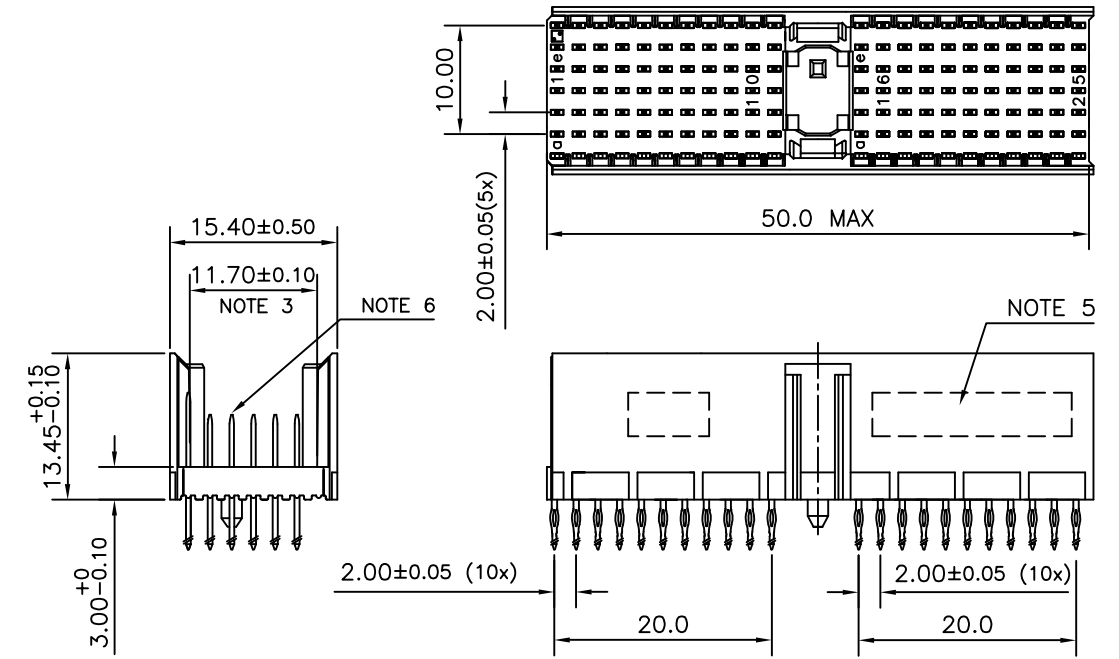


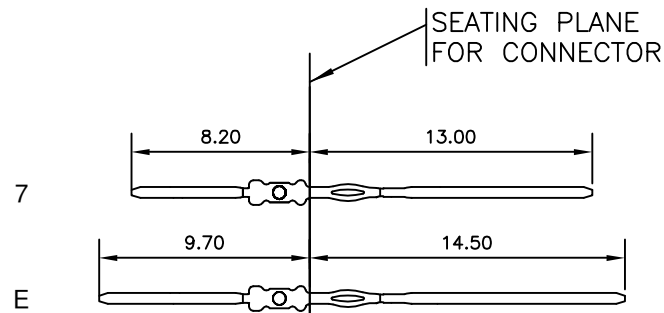
LOADING PATTERN MATING SIDE



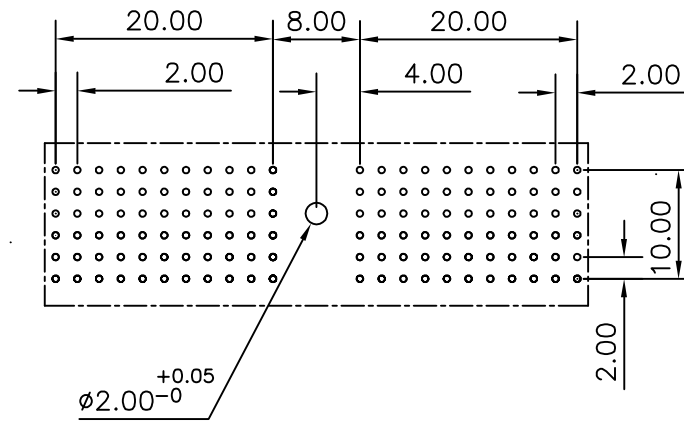
LOADED CONNECTOR ASSEMBLY (FOR EXAMPLE)



CONTACT OVERVIEW



LAY-OUT P.C.B.-HOLE



HM2P07PKW2G5 LEAD FREE INDICATOR : LF = LEAD FREE (DIGIT 15 & 16)

PLATING CODE (DIGIT 13 AND 14) (REF DRW NO. BS,C , 201844 , 003)

NOTES

- THIS PRODUCT IS CSA APPROVED.
- THIS PRODUCT IS UL RECOGNIZED.
- MEASURED AT THE BOTTOM.
- MATERIAL CONTACT: PHOSPHORBRONZE
HOUSING: CREAM WHITE GLASS FILLED POLYESTER UL-94V0
- CONNECTOR PRINTED WITH P/N AND DATE CODE.
- FOR ACTUAL CONTACT LOADINGS, SEE LOADING PATTERN MATING SIDE.
- SHAPE OF CONNECTOR HOUSING CAN ALTER DEPENDING ON PRODUCTION LOCATION
- THE PRODUCT (LF) MEETS EUROPEAN UNION DIRECTIVES AND OTHER COUNTRY REGULATIONS AS DESCRIBED IN GS-22-008
- FOR RECOMMENDED PTH DIMENSIONS REFER DRAWING : BS, A , 201572 , 001

CATALOG NO. HM2P07PKW2G5- ---

mat'l. code		surface		tolerance		projection		product family	
SEE NOTE 4		ISO 1302 <input checked="" type="checkbox"/>		ISO 406 ISO 1101				MILLIPACS	
ltr	ecn no	dr	date	tolerances unless otherwise specified		MM		title	
A	103-0038	MKV	30/07/2003	angles	linear	MM		MPACS 5+2R STR HDR PF CONN TYPE A	
B	105-0182	MINI	03/10/2005	0°±1°		scale		-	
C	106-0077	MINI	22/06/2006						
		dr	MINI K VANDANATH	30/07/2003				dwg no	
		enr	BIJU K PAUL	30/07/2003				sheet 1 of 1	
		chr	BIJU K PAUL	22/06/2006				size	
		appd	BIJU K PAUL	22/06/2006				A3	
sheet index		revision sheet	c					type Product Customer Drawing	
		1							