

Base strip - GMSTBVA 2,5/ 4-G - 1766686

Please be informed that the data shown in this PDF Document is generated from our Online Catalog. Please find the complete data in the user's documentation. Our General Terms of Use for Downloads are valid (<http://download.phoenixcontact.com>)

Header, Nominal current: 12 A, Rated voltage (III/2): 630 V, Number of positions: 4, Pitch: 7.5 mm, Color: green, Contact surface: Tin, Assembly: Soldering



The figure shows a 10-position version of the product

Why buy this product

- Plug-in direction vertical to the PCB
- Headers with straight solder pins for 630 V applications (III/2)



Key commercial data

Packing unit	1
Minimum order quantity	50
Catalog page	Page 317 (CC-2011)
GTIN	 4 017918 032708
Custom tariff number	85366990
Country of origin	GERMANY

Technical data

Dimensions / positions

Length	8.6 mm
Pitch	7.5 mm
Dimension a	22.5 mm
Number of positions	4
Pin dimensions	1 x 1 mm
Hole diameter	1.4 mm

Technical data

Range of articles	GMSTBVA 2,5/..-G
Insulating material group	I
Rated surge voltage (III/3)	6 kV
Rated surge voltage (III/2)	6 kV
Rated surge voltage (II/2)	6 kV

Base strip - GMSTBVA 2,5/ 4-G - 1766686

Technical data

Technical data

Rated voltage (III/2)	630 V
Rated voltage (II/2)	630 V
Connection in acc. with standard	EN-VDE
Nominal current I _N	12 A
Nominal voltage U _N	400 V
Maximum load current	12 A
Insulating material	PA
Inflammability class according to UL 94	V0
Color	green
Nominal voltage, UL/CUL Use Group B	250 V
Nominal current, UL/CUL Use Group B	12 A
Nominal voltage, UL/CUL Use Group D	300 V
Nominal current, UL/CUL Use Group D	10 A

Classifications

eClass

eCl@ss 4.0	272607xx
eCl@ss 4.1	27260701
eCl@ss 5.0	27260701
eCl@ss 5.1	27260701
eCl@ss 6.0	27260704
eCl@ss 7.0	27440402

etim

ETIM 3.0	EC001121
ETIM 4.0	EC002637
ETIM 5.0	EC002637

unspsc

UNSPSC 6.01	30211810
UNSPSC 7.0901	39121409
UNSPSC 11	39121409
UNSPSC 12.01	39121409
UNSPSC 13.2	39121409

Approvals

Approvals

Approvals

CSA / UL Recognized / VDE report with production monitoring / cUL Recognized / GOST / IECEE CB Scheme / GOST / cULus Recognized


Base strip - GMSTBVA 2,5/ 4-G - 1766686

Approvals


Ex Approvals

Approvals submitted


Approval details

CSA 


	B	D
Nominal current IN	10 A	10 A
Nominal voltage UN	300 V	300 V

UL Recognized 

	B	D
Nominal current IN	12 A	10 A
Nominal voltage UN	250 V	300 V

VDE report with production monitoring 

Nominal current IN	12 A
Nominal voltage UN	400 V

cUL Recognized 

	B	D
Nominal current IN	12 A	10 A
Nominal voltage UN	250 V	300 V

GOST 


IECEE CB Scheme

Nominal current IN	12 A

Base strip - GMSTBVA 2,5/ 4-G - 1766686

Approvals

Nominal voltage UN	400 V
--------------------	-------



Accessories

Accessories

Assembly

Accessories - MSTB-BL - 1755477



Keying cap, for forming sections, plugs onto header pin, green insulating material

Marking

Marker cards - SK 7,5/3,8:FORTL.ZAHLEN - 0804455



Marker cards, Card, white, labeled, Horizontal: Consecutive numbers 1 - 10, 11 - 20, etc. up to 91 - 100, Mounting type: Adhesive, For terminal block width: 7.5 mm

Plug/Adapter

Keying star - CR-MSTB - 1734401



Coding section, inserted into the recess in the header or the inverted plug, red insulating material

Additional products

Base strip - GMSTBVA 2,5/ 4-G - 1766686

Accessories

Printed-circuit board connector - GMVSTBW 2,5/ 4-ST - 1737835



Plug component, Nominal current: 12 A, Rated voltage (III/2): 630 V, Number of positions: 4, Pitch: 7.5 mm, Connection method: Screw connection, Color: green, Contact surface: Tin

Printed-circuit board connector - GMVSTBR 2,5/ 4-ST - 1737725



Plug component, Nominal current: 12 A, Rated voltage (III/2): 630 V, Number of positions: 4, Pitch: 7.5 mm, Connection method: Screw connection, Color: green, Contact surface: Tin

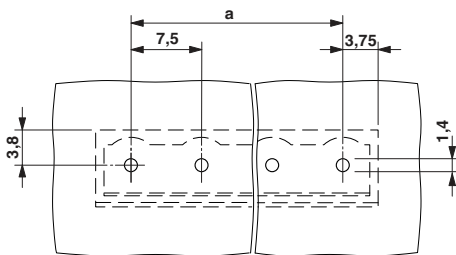
Printed-circuit board connector - GMSTB 2,5/ 4-ST - 1766903



Plug component, Nominal current: 12 A, Rated voltage (III/2): 630 V, Number of positions: 4, Pitch: 7.5 mm, Connection method: Screw connection, Color: green, Contact surface: Tin

Drawings

Drilling diagram



Dimensioned drawing

