

# Terminal Breakout for the BBC micro:bit

www.kitronik.co.uk/5651



The Terminal Breakout board for the BBC micro:bit literally does what it says: it breaks out all the signal and power pins on the BBC micro:bit to user friendly terminal blocks.

It features a terminal block breakout point for each BBC micro:bit IO pin, a switch-controlled input power terminal block, two output power terminal blocks (fed through power from the switched input) and Link compatible connections for other BBC micro:bit accessory boards (<https://www.kitronik.co.uk/blog/link-accessory-board-standard-bbc-microbit-accessories>).


Power is provided via the input terminal block. The board has no voltage regulator, or overvoltage protection, so the supply voltage **MUST NOT** exceed the rated supply of **3.3V** for the BBC micro:bit.

**Note:** If the BBC micro:bit is powered via its USB connector, there will be no power at the 3.3V terminal block output connections – this is to provide some overcurrent protection for the BBC micro:bit.

**Examples:** For some starter ideas of how you could use the Terminal Breakout board, go to: <http://www.kitronik.co.uk/5651>


## Connecting a BBC micro:bit:

To use the Terminal Breakout board, the BBC micro:bit needs to be firmly inserted into the edge connector in the centre of the board. The BBC micro:bit can face in either direction and all the terminal blocks will be fully functional.




## Board Layout & Dimensions:

### Front View:



### Rear View:



# Terminal Breakout for the BBC micro:bit

[www.kitronik.co.uk/5651](http://www.kitronik.co.uk/5651)



## Electrical Information

Operating Voltage (Vcc)	+3.3V
Max Current (@ rated Vcc)	6A (Total through input terminal blocks) 15mA (Total from BBC micro:bit IO pins at any one time)
Terminal Block Connections	1 x 3.3V Input 2 x 3.3V Output 4 x GND 19 x BBC micro:bit IO Pins