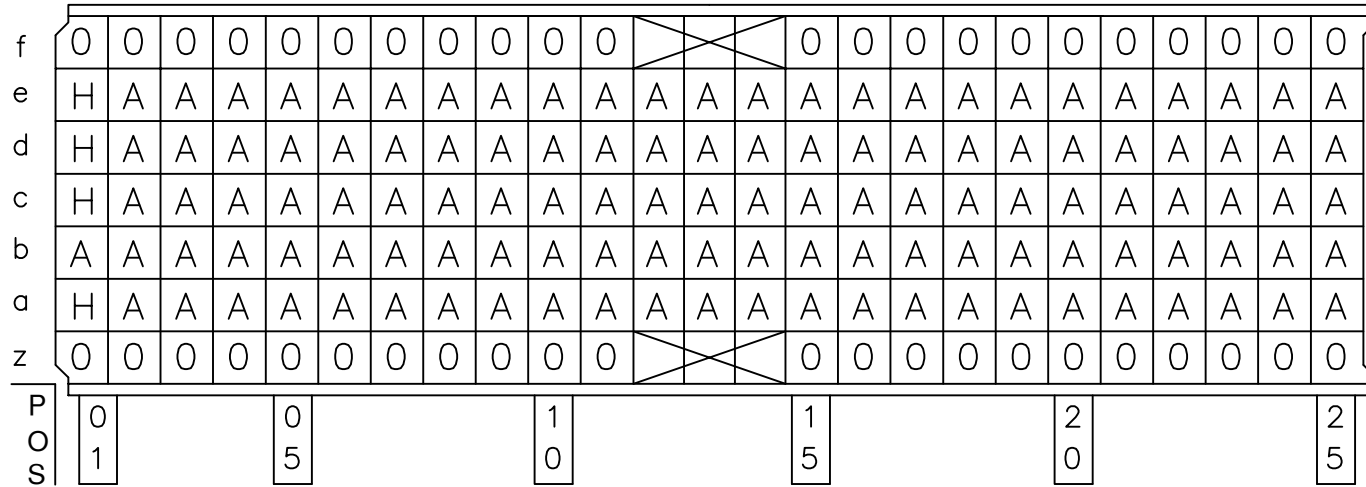
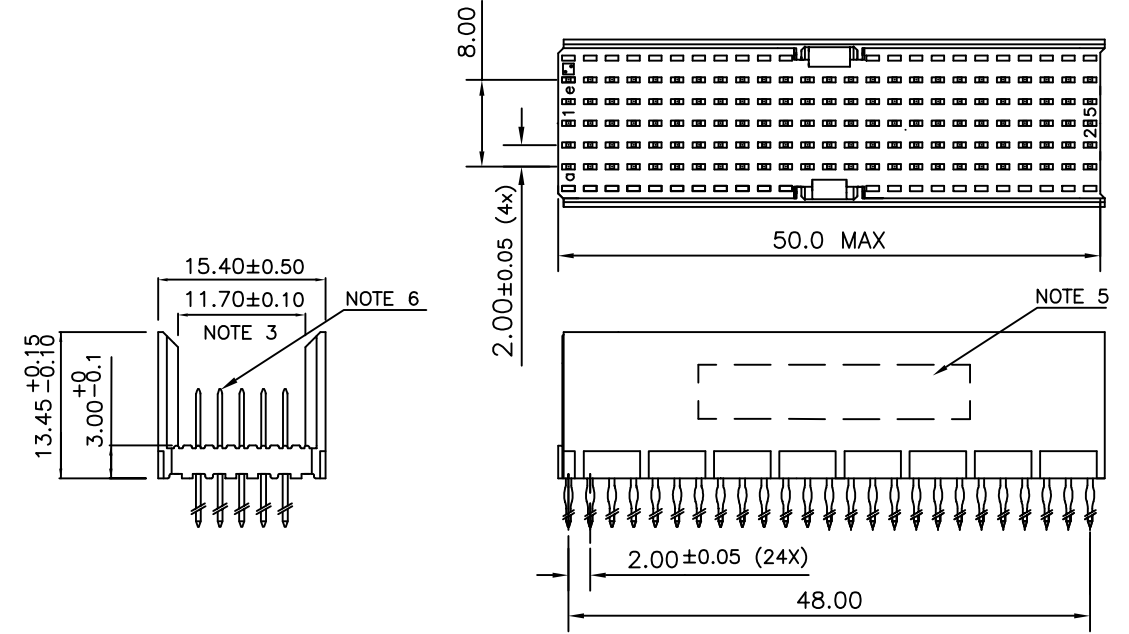


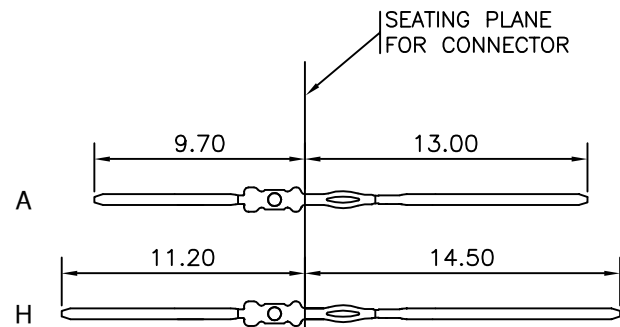
LOADING PATTERN MATING SIDE



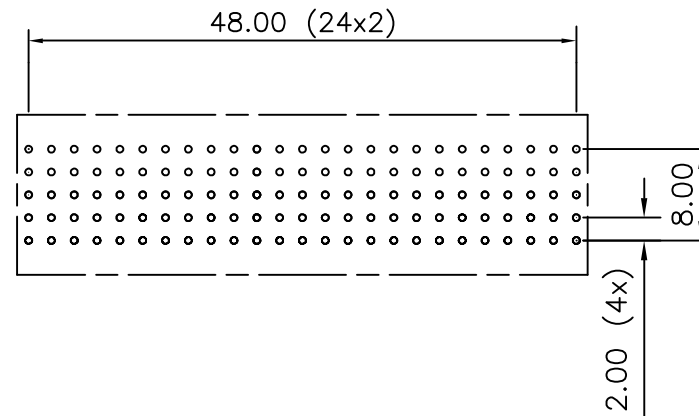
LOADED CONNECTOR ASSEMBLY (FOR EXAMPLE)



CONTACT OVERVIEW



LAY-OUT P.C.B.-HOLE



HM2P65PMA3X0  LEAD FREE INDICATOR : LF = LEAD FREE (DIGIT 15 & 16)

PLATING CODE (DIGIT 13 AND 14)  
(REF DRW NO. BS,C , 201844 , 003)

NOTES

- THIS PRODUCT IS CSA APPROVED.
- THIS PRODUCT IS UL RECOGNIZED.
- MEASURED AT THE BOTTOM.
- MATERIAL CONTACT: PHOSPHORBRONZE  
HOUSING: CREAM WHITE GLASS FILLED POLYESTER UL-94V0
- CONNECTOR PRINTED WITH P/N AND DATE CODE.
- FOR ACTUAL CONTACT LOADINGS, SEE LOADING PATTERN MATING SIDE.
- SHAPE OF CONNECTOR HOUSING CAN ALTER DEPENDING ON PRODUCTION LOCATION
- THE PRODUCT (LF) MEETS EUROPEAN UNION DIRECTIVES AND OTHER COUNTRY REGULATIONS AS DESCRIBED IN GS-22-008
- FOR RECOMMENDED PTH DIMENSIONS REFER DRAWING : BS, A , 201572 , 001

CATALOG NO. HM2P65PMA3X0- ---

mat'l. code SEE NOTE 4				surface ISO 1302 <input checked="" type="checkbox"/>		tolerance ISO 406 ISO 1101		projection 		product family MLLIPACS							
litr				ecn no		dr		date		title							
A				104-0020		MINI		2004/03/15		MPACS 5+2R STR HDR PF CONN TYPE AB							
B				105-0188		MINI		2005/10/13									
C				106-0090		MINI		2006/06/26									
										angles		linear					
								0°±1°									
										scale		-					
										dr		MINI K VANDANATH 2004/03/15					
										enr		BIJU K PAUL 2004/03/15					
										chr		BIJU K PAUL 2006/06/26					
										appd		BIJU K PAUL 2006/06/26					
sheet		revision		c								dwg no		sheet 1 of 1		size	
index		sheet		1								BS, C ,203028, 121		A3			
												type Product Customer Drawing					



Copyright FCI