

Bus system flat-type plug - SACCBP-M12FSB-2CON-M16/2,0-910 - 1534407

Please be informed that the data shown in this PDF Document is generated from our Online Catalog. Please find the complete data in the user's documentation. Our General Terms of Use for Downloads are valid (<http://download.phoenixcontact.com>)



Bus system flush-type socket, PROFIBUS, 2-pos., M12, shielded, B-coded, rear/screw mounting with M16 thread, with 2 m bus cable, 2 x 0.25 mm²



Key commercial data

Packing unit	1
Minimum order quantity	1
Catalog page	Page 389 (PC-2011)
GTIN	 4 046356 026574
Custom tariff number	85444290
Country of origin	GERMANY

Technical data

General data

Rated current at 40°C	4 A
Rated voltage	60 V
Number of positions	2
Volume resistance	≤ 3 mΩ
Insulation resistance	≥ 100 MΩ
Length of cable	2 m
Ambient temperature (operation)	-20 °C ... 80 °C (cable, flexible installation)

General characteristics

Standards/regulations	M12 plug-in connector IEC 61076-2-101
Coding	B - inverse
Surge voltage category	II
Pollution degree	3
Degree of protection	IP67
Contact material	CuZn
Contact surface material	Ni/Au

Bus system flat-type plug - SACCBP-M12FSB-2CON-M16/2,0-910 - 1534407

Technical data

General characteristics

Contact carrier material	PA 66
Material, knurls	Nickel-plated brass
Sealing material	NBR
Status display	No
Test voltage	2500 V

Conductor data

Cable type	PROFIBUS
Cable type (abbreviation)	910
Conductor cross section	2x 0.25 mm ² (signal line)
AWG signal line	24
Conductor structure signal line	19x 0.13 mm
Core diameter including insulation	2.55 mm ±0.07 mm
Wire colors	Red, green
Type of pair shielding	Aluminum-lined polyester foil
Overall twist	2 cores with 2 fillers to the core
Shielding	Tinned copper braided shield
Optical shield covering	80 %
External sheath, color	Violet, RAL 4001
External cable diameter	7.80 mm
Smallest bending radius, fixed installation	min. 78 mm
Smallest bending radius, movable installation	min. 78 mm
Number of bending cycles	5000000
Bending radius	78 mm
Traversing path	10 m
Traversing rate	3 m/s
Acceleration	7 m/s ²
Outer sheath, material	PUR
Material conductor insulation	Foamed PE
Conductor material	Tin-plated Cu litz wires
Insulation resistance	≥ 5 GΩ*km
Conductor resistance	≤ 78.4 Ω/km
Working capacitance	32 pF (core-core)
Wave impedance	Nom. 150 Ω ±10 %
Nominal voltage, conductor	30 V
Test voltage Core/Core	1500 V
Flame resistance	IEC 60332-1
Flame resistance	DIN EN 50265-2-1
Ambient temperature (operation)	-40 °C ... 80 °C (cable, fixed installation)
Ambient temperature (operation)	-20 °C ... 80 °C (cable, flexible installation)

Bus system flat-type plug - SACCBP-M12FSB-2CON-M16/2,0-910 - 1534407

Classifications

eclass

eCl@ss 4.0	27140815
eCl@ss 4.1	27140815
eCl@ss 5.0	27143423
eCl@ss 5.1	27143423
eCl@ss 6.0	27143423
eCl@ss 7.0	27449001

etim

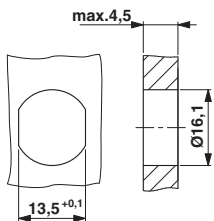
ETIM 2.0	EC001297
ETIM 3.0	EC002061
ETIM 4.0	EC002061

unspsc

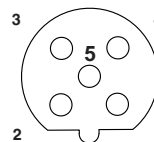
UNSPSC 6.01	31251501
UNSPSC 7.0901	31251501
UNSPSC 11	31251501
UNSPSC 12.01	31251501
UNSPSC 13.2	31251501

Drawings

Dimensioned drawing




Schematic diagram



Pin assignment M12 female connector, 5-pos., B-coded, female side

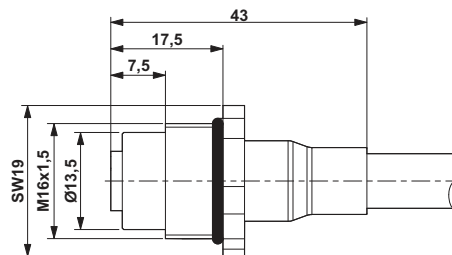
Housing cutout for M16 fastening thread, mounting panel with feed-through hole (alternatively with surface as protection against rotation)

Cable cross section



PROFIBUS [910]

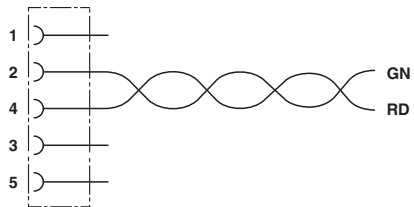
Dimensioned drawing



M12 flush-type connector

Bus system flat-type plug - SACCBP-M12FSB-2CON-M16/2,0-910 - 1534407

Circuit diagram



Contact assignment of the M12 socket

© Phoenix Contact 2012 - all rights reserved
<http://www.phoenixcontact.com>