

# PAXXSO1-03-x Data Sheet

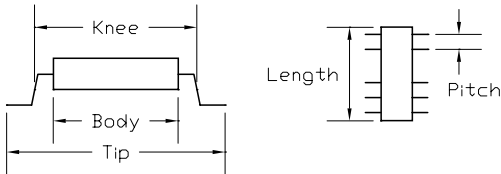
8, 14 or 16 pin SO socket/ 8, 14 or 16 pin DIP 0.3" or 0.6" plug

## Supported Device/Footprints

Using these adapters, 8, 14 and 16 pin SO packages with a body width of 3.9mm - 4.0mm (0.150") and a lead pitch of 0.050" (1.27mm) can be programmed on DIP programmers.

## Device Dimensions

This socket can accept devices of the following dimensions:

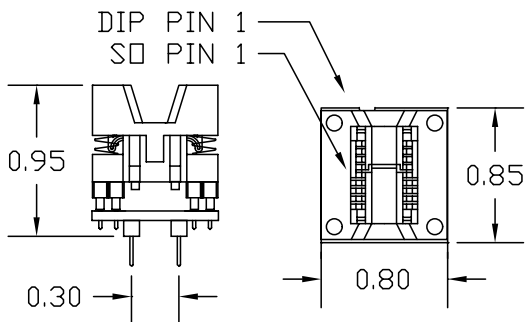


Body mm (inches)			Knee mm (inches)		
min.	typ.	max.	min.	typ.	max.
n/a	3.9 (0.153)	4.0 (0.157)	n/a	5.0 (0.197)	5.2 (0.205)

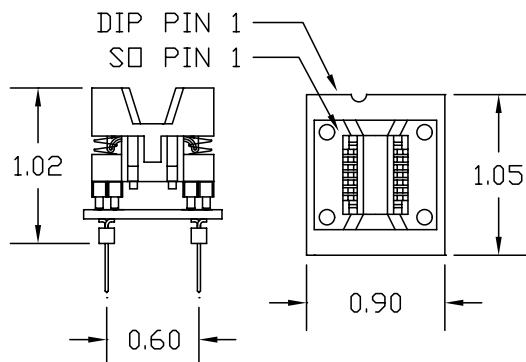
  

Tip mm (inches)			Body Length	Lead Pitch
min.	typ.	max.	n/a	1.27 (0.050)
5.8 (0.228)	6.0 (0.236)	6.35 (0.250)		

## Adapter Dimensions



PA14SO1-03-3 (TH Style)



PA8SO1-03-6 (SM Style)

## Adapter Parts & Part Numbers

The following chart shows the various socket and board part numbers that make up these adapters.

Adapter	Socket	Board	DIP Plug	Style
PA8SO1-03-3	8(16)SD-03	8SO03-3	0.3"	SM
PA14SO1-03-3	14(16)SD-03	16SO03-3-14	0.3"	TH
PA16SO1-03-3	16SD-03	16SO03-3	0.3"	TH
PA8SO1-03-6	8(16)SD-03	PA8SO-03-6	0.6"	SM
PA14SO1-03-6	14(16)SD-03	16SO03-6-14	0.6"	SM
PA16SO1-03-6	16SD-03	16SO03-6	0.6"	SM

## Adapter Construction

The adapter is made up of 2 sub-assemblies. They assemble via connectors making the adapter modular. This way the sub-assemblies can be replaced easily.

When disassembling the adapter take care not to bend the pins. When reassembling the adapter note the pin 1 indicators to align the parts correctly.

## Test Socket

LSC #	Style	Mfgr/Pn
16SD-03	Open Top ZIF	Enplas OTS-16-1.27-03
xx(16)SD-03	Open Top ZIF	Enplas OTS-xx(16)-1.27-03

The 14 pin socket is depopulated from 16 pins to fit the devices. The part numbers are listed in the previous chart. The sockets are removable so that they may be replaced. They are depopulated at the Pin 1 end. If you remove the socket be sure to replace it with the correct orientation and alignment.

## Wiring

Wiring is 1 to 1. Pin 1 of the SO device is wired to pin 1 of the DIP plug. Pin 2 to pin 2 and so on around the adapter.



Logical Systems Corporation  
 PO Box 6184, Syracuse, NY 13217-6184 USA  
 Tel (315) 478-0722, FAX (315) 479-6753  
 www.logicalsyst.com, Email: info@logicalsyst.com

PAXXSO1-03-x Data Sheet  
 Doc: 16SO03.DOC  
 Rev 06/20/02  
 Page 1 of 1