THIS DRAWING IS UNPUBLISHED
VERTRAULICH UNVERÖFFENTLICHTE ZEICHNUNG
© COPYRIGHT 19 BY TYCO ELECTRONICS CORPORATION. ALL RIGHTS RESERVED.
ALLE RECHTE VORBEHALTEN.

RELEASED FOR PUBLICATION AUG 2000
FREI FÜER VEROFFENTLICHUNG

MATED WITH
PASSEND ZU

LOC	DIST
A1	-

PROJEKT NR. EGLPC00537

REVISIONS
ÄENDERUNGEN

P	LTR	DESCRIPTION BESCHREIBUNG	DATE	DWN	APVD
	C5	ECR-16-014315	11OCT2016	FV	RR
	C6	ECR-17-004546	06APR2017	IZ	RR
	C7	ECR-22-159575	21DEC2022	SM	FL

1 pos.

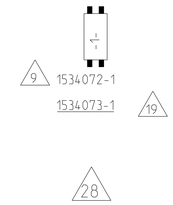

2 pos.

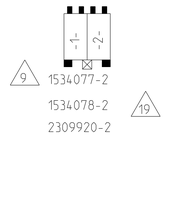

3 pos.

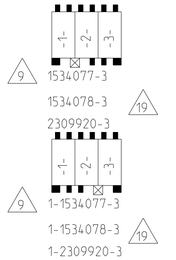

4 pos.

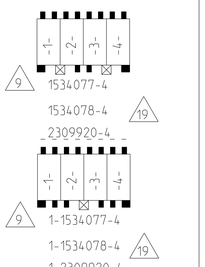

26

Beispiel:

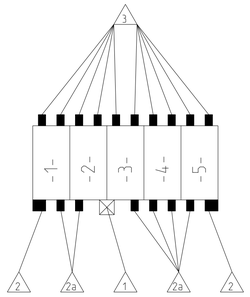

5 pos.

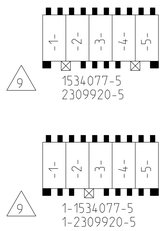

6pos.

21

7 pos.

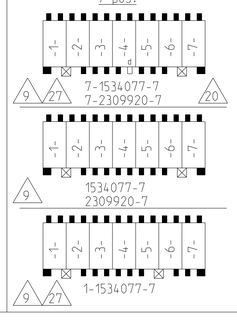

8 pos.

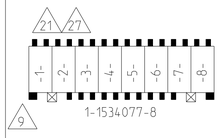

1 LOCKING DEVICE BETWEEN CAVATY-NO.
Verrastung zwischen Kammer-Nr.

2 KEYING RIB ON FIRST AND LAST CAVITY SEE 13
Kodierrippen bei erster und letzter Kammer

2a TYPICAL KEYING RIB SEE 13
Typische Kodierungsrippen

3 POLARIZATION RIB (ALL) SEE 13
Polarisierungsrippen (alle)

4 AMP LOGO. MATERIAL DISCRIPTION (PA6)
AMP LOGO. Materialbezeichnung (PA6)

5 CONNECTOR WITH DOUBLE WIRE FOR WIRE RANGE: (ONLY 6)
0.5+0.5. 0.5+0.75. (SEE APPL.SPEC.NO.114-18288
Connector mit Doppelanschlag fuer Litze: (nur 6)
0.5+0.5. 0.5+0.75. siehe Appl.Spec.Nr.114-18288

6 CONNECTOR WITH SINGLE WIRE FOR WIRE RANGE: 0.35-1.5mm²
(SEE APPL.SPEC.NO.114-18382). 0.35-1.0mm² SEE 6,1.0-1.5mm² SEE 6a
Connector mit Einzelanschlag fuer Litze: 0.35-1.5mm²
(siehe Appl.Spec.Nr.114-18382). 0.35-1.0mm² siehe 6. 1.0-1.5mm² siehe 6a

7 STRANDED WIRE BENT TO 90° (ONLY FOR SINGLE WIRE POSSIBLE)
Litze 90° gebogen (nur bei Einzelanschlag moeglich)

8 OPTIONAL AMP NO. (HOUSING PN). PRE- AND SUFFIX ONLY

9 CAVITY LOADED WITH CONTACT FOR DGB 0.35-1.0mm² (CuZn30 POSTTINNED)
Kammer bestueckt mit Kontakt fuer DGB 0.35-1.0mm² (CuZn30 posttinned)

10 PACKAGING SEE SPEC. 107-18008
Verpackung siehe Verpackungsanweisung 107-18008

11 CONTACT POSITION IN CAVITY
Kontaktlage in Kammer

12 ASS'Y PN. ONLY PRE- AND SUFFIX. ATTENTION: IDENTIFICATION OF THE COMPLETE ASS'Y PN ONLY POSSIBLE WITH PRE-, SUFFIX. MATERIAL 6 AND CHART. THE COMPLETE ASS'Y PN IS VISIBLE ON PACKAGING
Ass'y PN nur Vor- und Nachstrichzahl. Achtung: Identifizierung der kompletten Ass'y PN nur mit Vor-, Nachstrichzahl. Material 6 und Tabelle moeglich. Die komplette Ass'y PN ist auf der Verpackung ersichtlich

13 NOTE 2 2a 3 IN PROCESS CUT OFF INDIVIDUAL
Im Prozess beliebig abschneidbar

14 SLOT ACCEPT TAB 6.3x0.8. 4.8x0.8 AT DIN e.g. 46244
Kontaktbereich geeignet fuer Tab 6.3x0.8. 4.8x0.8 nach DIN z.B. 46244

15 WIRE SUPPORT
Drahtunterstuetzung

16 REEL CLIPS CAN BE CUT OFF
Reelverrastung kann abgeschnitten werden

17 MATING STOP
Tiefenanschlag

18 HSG. CAVITY NO.
Gehaeuse Kammer Nr.

19 CAVITY LOADED WITH CONTACT FOR DGB 1.0-1.5mm² (CuNiSi POSTSILVERED)
Kammer bestueckt mit Kontakt fuer DGB 1.0-1.5mm² (CuNiSi postsilvered)

20 ATTENTION: KEYING RIB "4d" FROM THIS SPECIAL VARIETY HAS ANOTHER HIGHT DIMENSION. SEE VIEW "V"
Achtung: Kodierrippe "4d" dieser Sondervariante hat eine andere Hoehenabmessung, siehe Ansicht "V"

21 NOT DEFINED YET
Noch nicht festgelegt

22 VIEW WITH CLOSED COVER
Ansicht mit geschlossenem Deckel gezeichnet

23 EXPANSION OF DIMENSION "Y" AFTER TERMINATION BY USING 4 POS. CONNECTORS WITH 1.5mm² STRANDED WIRE AND 8 POS. CONNECTORS WITH 0.75mm² STRANDED WIRE SEE APPL. SPEC.
Aufweitung Mass "Y" nach dem Anschlag bei 4pol. Connectoren mit 1.5mm² Litze und bei 8pol. Connectoren mit 0.75mm² Litze siehe Appl. Spec.

24 FOR DOUBLE WIRE SEE APPL. SPEC.
Bei Doppelanschlag siehe Appl. Spec.

25 AREA FOR COLOUR MARKING POSSIBLE
Platz fuer farbige Markierung moeglich

26 KEYING. VIEW AT DIRECTION "Z"
Kodierschema: Ansicht in Richtung "Z"

27 VARIETY ON REQUEST
Variante auf Anfrage

28 FOR INFORMATION ONLY
Nur zur Info

29 MATERIAL PA6 (GWT 750°C WITHOUT FLAME)
Material PA6 (Gluehdrahtpruefung 750°C ohne Flamme)

30 ELASTIC DEFORMATION OUTWARDS IS ACCEPTABLE IN THE MARKED AREA. WORKABILITY AND MODULARITY IS GRANTED
Elastische Verformung nach außen ist im markierten Bereich zulässig. Verarbeitbarkeit bzw. Anreihbarkeit ist nicht gefährdet

31 -

32 OBSOLETE

33 CAVITY LOADED WITH CONTACT FOR DGB 0.35-1.0mm² (CuZn37 POSTTINNED)
Kammer bestueckt mit Kontakt fuer DGB 0.35-1.0mm² (CuZn37 posttinned)

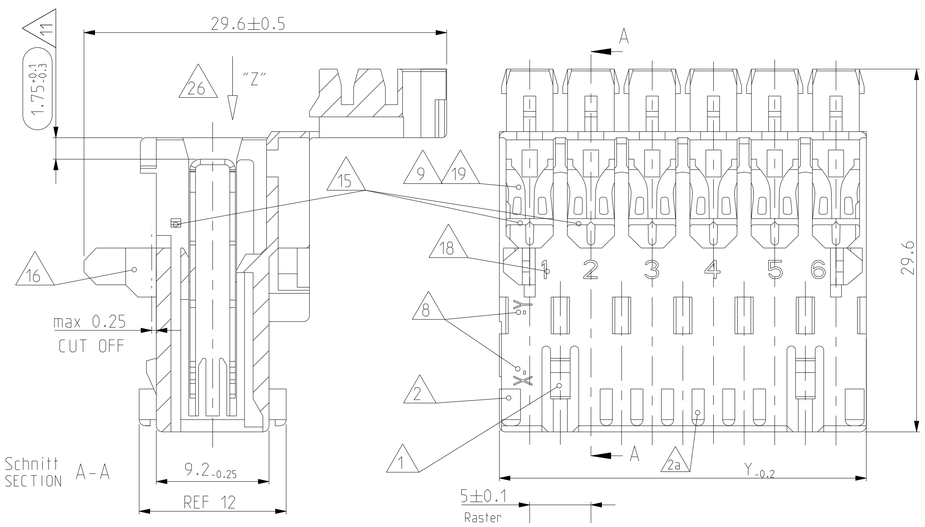

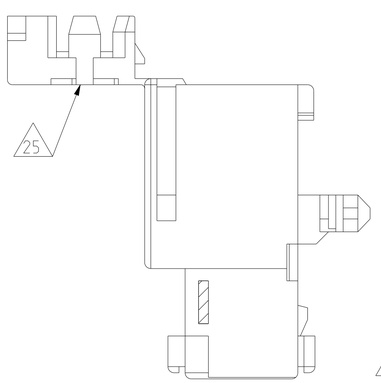

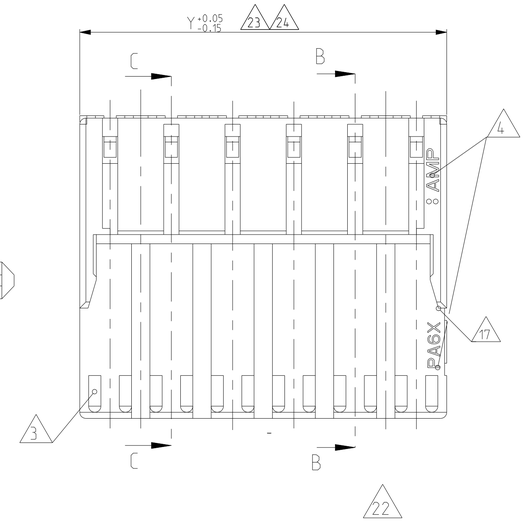

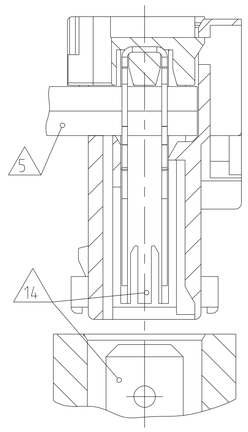

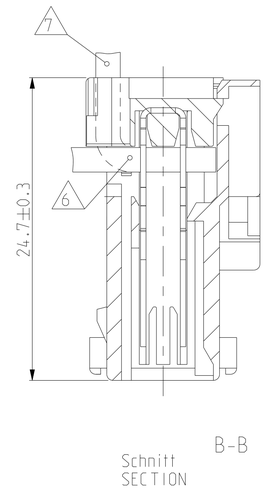

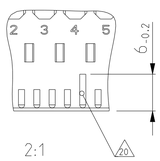

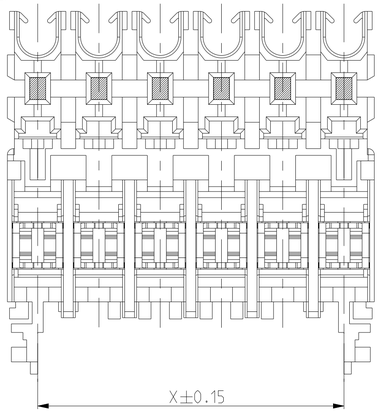

21 8 27	Natur	-	-	-	-	35	39.95
7	Natur	21 7-1534076-7 20	21 7-1534077-7 20	7-2309920-7	-	30	34.95
	Natur	1534076-7	1534077-7	2309920-7	-	30	34.95
	Natur	21 1-1534076-7	~~21 1-1534077-7 22~~	-	-	30	34.95
5	Natur	1-1534076-5	1-1534077-5	1-2309920-5	-	20	24.95
	Natur	1534076-5	1534077-5	2309920-5	-	20	24.95
4	Natur	1-1534076-4	1-1534077-4	1-2309920-4	1-1534078-4 22	15	19.95
	Natur	1534076-4	1534077-4	2309920-4	1534078-4 22	15	19.95
3	Natur	1-1534076-3	1-1534077-3	1-2309920-3	1-1534078-3 22	10	14.95
	Natur	1534076-3	1534077-3	2309920-3	1534078-3 22	10	14.95
2	Natur	1534076-2	1534077-2	2309920-2	1534078-2 22	5	9.95
1 28	Natur	1534071-1	1534072-1	-	1534073-1 22	-	4.95
POS.-NO. Polzahl	COLOR Farbe	HOUSING-NO. Gehaeuse-Nr. 8	ASSY NO. Assy Nr. 9 12	ASSY NO. Assy Nr. 33 12	ASSY NO. Assy Nr. 12 19	DIM "X" Mass "X"	DIM "Y" Mass "Y"

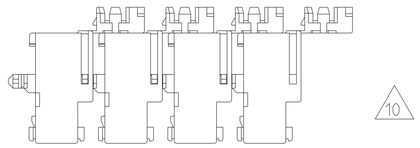

THIS DRAWING IS A CONTROLLED DOCUMENT FOR TYCO ELECTRONICS CORPORATION. IT IS SUBJECT TO CHANGE AND THE CONTROLLING ENGINEERING ORGANIZATION SHOULD BE CONTACTED FOR THE LATEST REVISION.
DIESES ZEICHNUNGSDOKUMENT WIRD DURCH AMP INCORPORATED KONTROLLIERT. ÄNDERUNGEN SIND OHNE VORHERIGE ANKÜNDIGUNG VORBEHALTEN. DER AKTUELLSTEN ÄNDERUNGSSTAND ERFRAGEN.

DIMENSIONS: MASSEINHEITEN: mm

TOLERANCES UNLESS OTHERWISE SPECIFIED: ALLGEMEINTOLERANZEN
X PLC ±0.2
X PLC ±-
X PLC ±-
X PLC ±-
X PLC ±-
ANGLES/WINKEL ±2°

MATERIAL PA 6 9 19 29
FINISH/OBERFLAECHE/FARBE - -

DWN M. Ofenloch 03DEC01
CHK G. Bartosch 03DEC01
APVD Th.Klenner 03DEC01

PRODUCT SPEC PRODUKTSPEZ. 108-18652
APPLICATION SPEC VERARBEITUNGSSPEZ. 114-18382
WEIGHT GEWICHT -

AMP
AMP Deutschland GmbH
D - 63225 Langen

NAME
2-8pos. AMP multifitting Mark II
ASSEMBLY PITCH 5mm
TAB VERSION INTERIOR LOCKING

SIZE A1 | CAGE CODE 00779 | DRAWING NO ZEICHNUNGS-NR. C-1534077 | RESTRICTED TO NUR FUER

CUSTOMER DRAWING /KUNDENZEICHNUNG | SCALE MASSSTAB 4:1 | SHEET BLATT 1 OF VON 2 | REV C7

THIS DRAWING IS UNPUBLISHED. RELEASED FOR PUBLICATION 19
© COPYRIGHT 19 BY TYCO ELECTRONICS CORPORATION. ALL RIGHTS RESERVED.

LOC	DIST
A1	-

REVISIONS

P	LTR	DESCRIPTION	DATE	DWN	APVD
	-	SEE SHEET 1	-	-	-

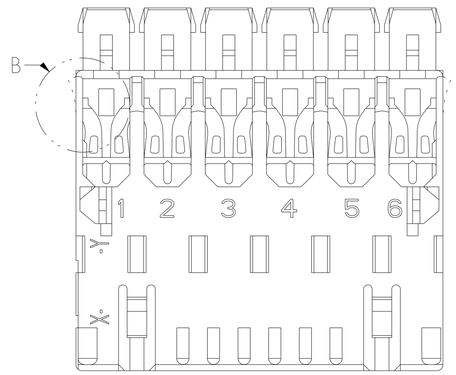

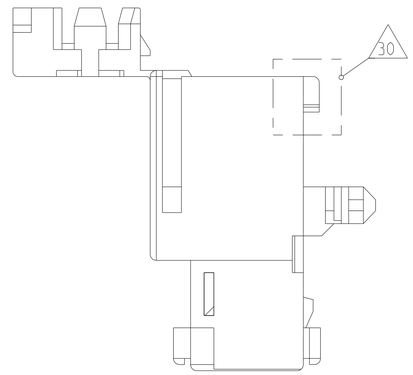

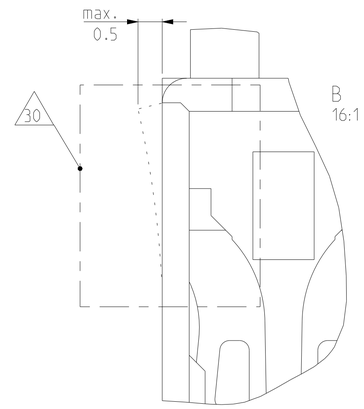

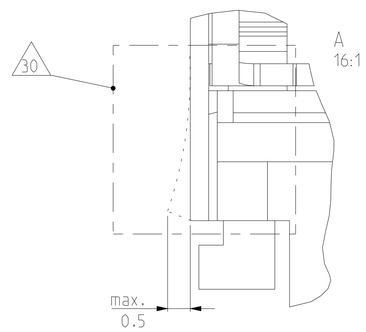

NOTES & TABLES, SEE SHEET 1
Notizen & Tabellen, siehe Blatt 1

THIS DRAWING IS A CONTROLLED DOCUMENT FOR TYCO ELECTRONICS CORPORATION. IT IS SUBJECT TO CHANGE AND THE CONTROLLING ENGINEERING ORGANIZATION SHOULD BE CONTACTED FOR THE LATEST REVISION.

DIMENSIONS: mm

TOLERANCES UNLESS OTHERWISE SPECIFIED:

0 PLC	±0.2
1 PLC	±
2 PLC	±
3 PLC	±
4 PLC	±
ANGLES	±2°

MATERIAL: PA 6 -

FINISH: - -

DWN	M. Ofenloch	03DEC01
CHK	G. Bartosch	03DEC01
APVD	Th.Klenner	03DEC01

PRODUCT SPEC: 108-18652

APPLICATION SPEC: 114-18382

WEIGHT: -

AMP — AMP Deutschland GmbH, D - 63225 Langen

NAME: 2-8pos. AMP multifitting Mark II ASSEMBLY PITCH 5mm TAB VERSION INTERIOR LOCKING

SIZE	CAGE CODE	DRAWING NO	RESTRICTED TO
A1	00779	C-1534077	

CUSTOMER DRAWING | SCALE 4:1 | SHEET 2 OF 2 | REV C7