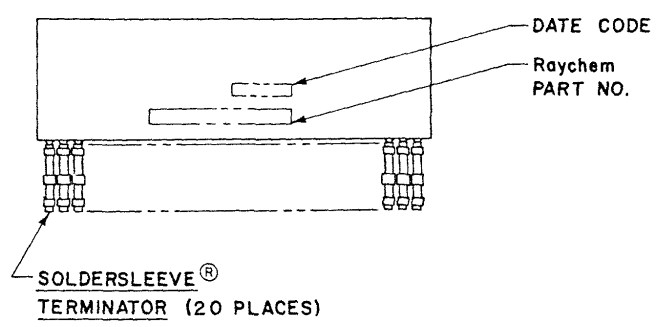
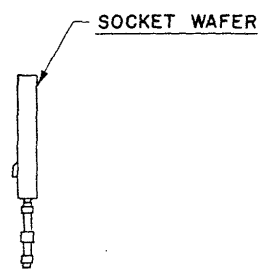
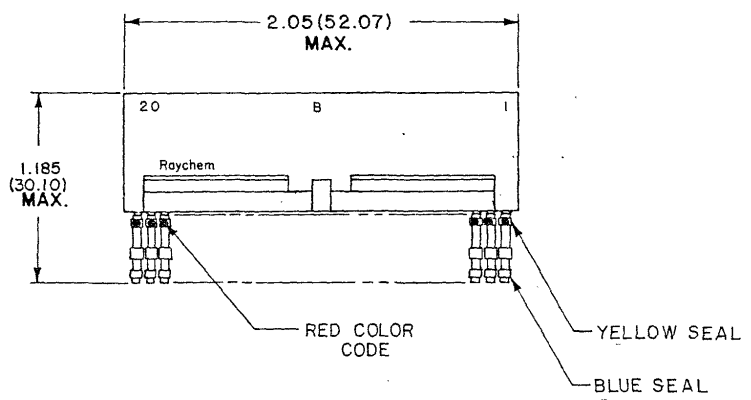
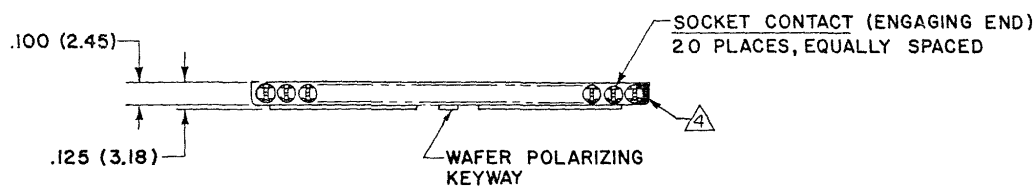


REVISIONS			
LTR	DESCRIPTION	DATE	APPROVED
A	REVISED PER ECN # T-17670	11-21-83	[Signature]



5	WEIGHT (MAX.):	LBS.	GRAMS
		.0109	4.944

4 SOCKET NUMBER ONE IS MARKED IN CONTRASTING COLOR.

3. FINISH:
- 3-A SOCKET WAFER; FINISH TO BE AS MOLDED.
  - 3-B SOCKET CONTACT; GOLD PLATE PER MIL-G-45204 CLASS I. (ENGAGING END)
  - 3-C CONTACT TAIL; COATED WITH Sn63 SOLDER PER QQ-S-571
2. MATERIAL:
- 2-A SOCKET WAFER; HIGH GRADE POLYARYLENE THERMOPLASTIC.
  - 2-B SOCKET CONTACT; COPPER ALLOY PER QQ-B-750.
  - 2-C SOLDERSLEEVE® TERMINATOR; REFER TO RAYCHEM DWG. CTA-0068 FOR DATA.

1. THIS WAFER ASSEMBLY USED IN MTC100 CONNECTORS.

**If this document is printed it becomes uncontrolled.  
Check with the web for latest revision.**

**SPECIFICATION CONTROL DRAWING** © Raychem Corporation 1983

DRAWN	HAWKINGS	11-16-83	<b>Raychem</b>		RAYCHEM CORPORATION 300 CONSTITUTION DRIVE MENLO PARK, CALIFORNIA 94025	
CHECKED	B					
APPROVED	[Signature]	11-21-83	TITLE WAFER ASSEMBLY, SOCKET, "B" STYLE, 2", 20 CONTACTS, WITH OVAL ENTRY			
APPROVED	[Signature]	12-2-87	FOR 20-26 AWG. TEMP. RATING MTC100 SERIES			
UNLESS OTHERWISE SPECIFIED DIMENSIONS ARE IN INCHES ±.005 METRIC DIMENSIONS ARE IN PARENTHESIS (M.M.)			SIZE	CODE IDENT NO	DWG NO	
DO NOT SCALE THIS DRAWING			C	06090	MTC100-JB2-S14	
					WEIGHT	5
					SHEET 1 OF 1	

NOTES: