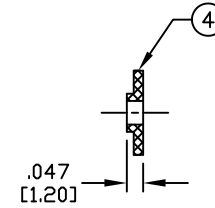
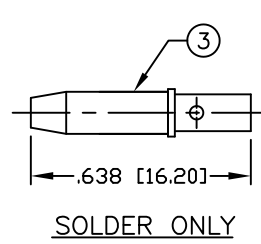
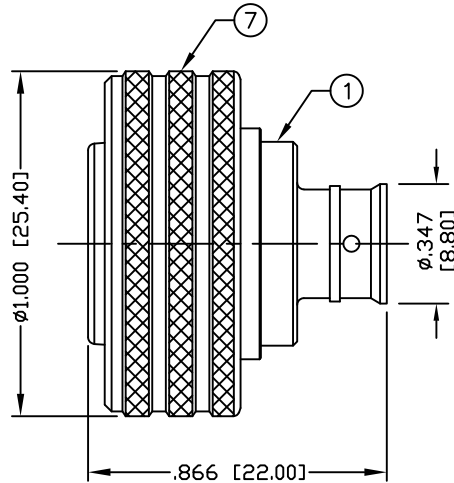
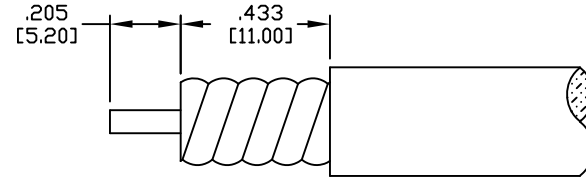


PART NO.		<b>RFD-43MQ-HPL</b>		
REV	DESCRIPTION	DWN	DATE	APPROVED
A	UPDATED SPECS	CZS	10/10/20	JDMc



**SPECIFICATIONS:**

INTERFACE: IEC61169-54  
 IMPEDANCE: 50 Ohms  
 FREQUENCY RANGE: 0-6 GHz  
 INSERTION LOSS: -.01 dB MAX  
 VSWR: <1.15:1 THRU 3 GHz  
 3rd ORDER IM: ≤-160 dBc @ 700 MHz & 1900 MHz  
 3rd ORDER IM TEST METHOD: 2x43 dBm CARRIERS  
 DC TEST VOLTAGE: 2500 V @ SEA LEVEL  
 INSULATION RESISTANCE: 5000 MΩ  
 TEMPERATURE RANGE: -55°C TO 90°C  
 MATING CYCLES: >100  
 NET WEIGHT: 0.075 lb  
 CERTIFICATIONS: RoHS  
 ENVIRONMENTAL: IEC 60529, IPX8 (2.5 BAR, 1 HOUR)  
 IEC 61169-1 CLAUSE 9.4.6 48 HOUR SALT MIST, 35°C  
 USED ON: SPP-250-LLPP, SPO-250, SCF14-50J, SPF-250,  
 FSJ1-50A, SCF14-50J, PTS1-50-P, TFT-401, EC1-50-HF



**RECOMMENDED STRIPPING DIMENSIONS**  
 USE COMPATIBLE TRIM TOOL SUCH AS MCPT-1412

7	COUPLING NUT	1	BRASS	CuSnZn
6	O-RING	1	RUBBER	RED
5	RETAINING RING	1	Be.Cu.	CuSnZn
4	INSULATOR	1	PTFE	NATURAL
3	PIN	1	BRASS	SILVER
2	INSULATOR	1	PTFE	NATURAL
1	BODY	1	BRASS	CuSnZn
#	DESCRIPTION	QTY	MATERIAL	FINISH

CUSTOMER OUTLINE DRAWING	
ALL DIMENSIONS ARE REFERENCE ONLY	
UNLESS OTHERWISE SPECIFIED: DIMENSIONS ARE IN INCHES AND [MILLIMETERS]	
DRAWN C. ZUÑIGA	10/10/20
CHECKED	
ORJ DRAWN C. ZUÑIGA	12/19/19

**RoHS COMPLIANT**

PROPRIETARY AND CONFIDENTIAL

THIS DRAWING CONTAINS INFORMATION PROPRIETARY TO RF INDUSTRIES, ANY UNAUTHORIZED USE OF THIS DRAWING IS EXPRESSLY PROHIBITED WITHOUT WRITTEN PERMISSION FROM RF INDUSTRIES. ANY VIOLATION IS PUNISHABLE UNDER U.S. COPYRIGHT LAWS.

RFINDUSTRIES.COM  
 7610 MIRAMAR RD.  
 SAN DIEGO, CA 92126  
 (858) 549-6340  
 (858) 549-6345 FAX

**RFconnectors**  
 DIVISION OF RF INDUSTRIES, LTD.

**4.3/10 MALE**  
 QUICK DISCONNECT

CABLE GROUP HPL	DWG # RFD-43MQ-HPL	REVISION A
FORMAT A	SCALE NTS	CONTROL # 001787
		SHEET 1 OF 1