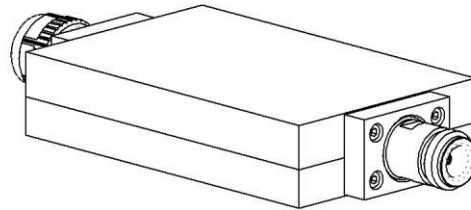
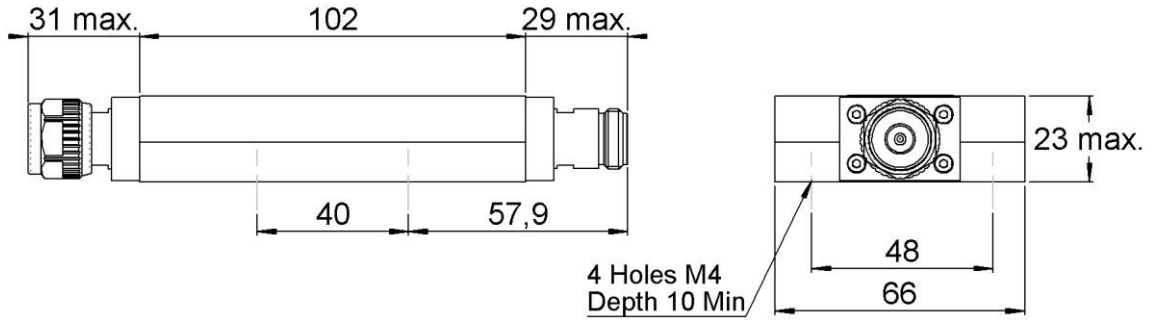


PAGE 1/2	ISSUE 13-04-16B	SERIES <b>ATTENUATOR</b>	PART NUMBER <b>R417706138</b>
----------	-----------------	-----------------------------	-------------------------------

SCALE 1 : 2



All dimensions are in mm.



COMPONENTS	MATERIALS	PLATING (µm)
Body	<b>STAINLESS STEEL</b>	<b>PASSIVATED</b>
Male center contact	<b>BERYLLIUM COPPER</b>	<b>GOLD 0.5 OVER NICKEL PHOSPHORUS 2</b>
Female center contact	<b>BERYLLIUM COPPER</b>	<b>GOLD 0.5 OVER NICKEL PHOSPHORUS 2</b>
Outer contact	-	-
Insulator	<b>PTFE</b>	
Gasket	<b>SILICONE RUBBER</b>	
Substrate	<b>ALUMINA</b>	
Resistor	<b>THICK FILM</b>	
Others parts	<b>ALUMINIUM</b>	<b>BLACK PAINTING</b>

PAGE 2/2	ISSUE 13-04-16B	SERIES <b>ATTENUATOR</b>	PART NUMBER <b>R417706138</b>
----------	-----------------	-----------------------------	-------------------------------

**ELECTRICAL CHARACTERISTICS**

Frequency (GHz)	<b>DC - 1</b>	<b>1 - 2</b>
V.S.W.R (≤)	<b>1.10</b>	<b>1.25</b>
Deviation(±dB)	<b>1</b>	<b>1</b>

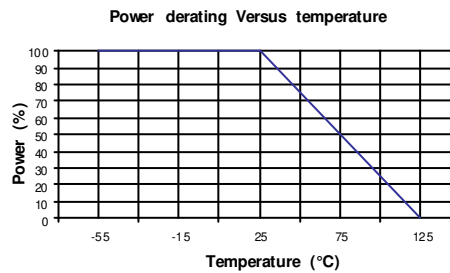
Operating Frequency Range	<b>DC - 2</b>	GHz
Impedance	<b>50</b>	Ω
Nominal Attenuation	<b>6</b>	dB
Peak power at 25°C (1μs, 1%)	<b>5000</b>	W
Average power at 25°C		W (Free Air Cooled)
	<b>100</b>	W (Conduction Cooled)
<b>For conduction cooling, a plate 1000 cm2 x 3 mm(156 sq.in*1/8) min. is required</b>		

**MECHANICAL CHARACTERISTICS**

Connectors	<b>N</b>	<b>Male Female</b>	<b>MIL-C 39012</b>
Weight	<b>484,5700</b>	g	

**ENVIRONMENTAL CHARACTERISTICS**

Operating temperature range	<b>-55 /+125</b>	°C
Storage temperature range	<b>-55 /+125</b>	°C



**SPECIFICATION**

**OTHER CHARACTERISTICS**