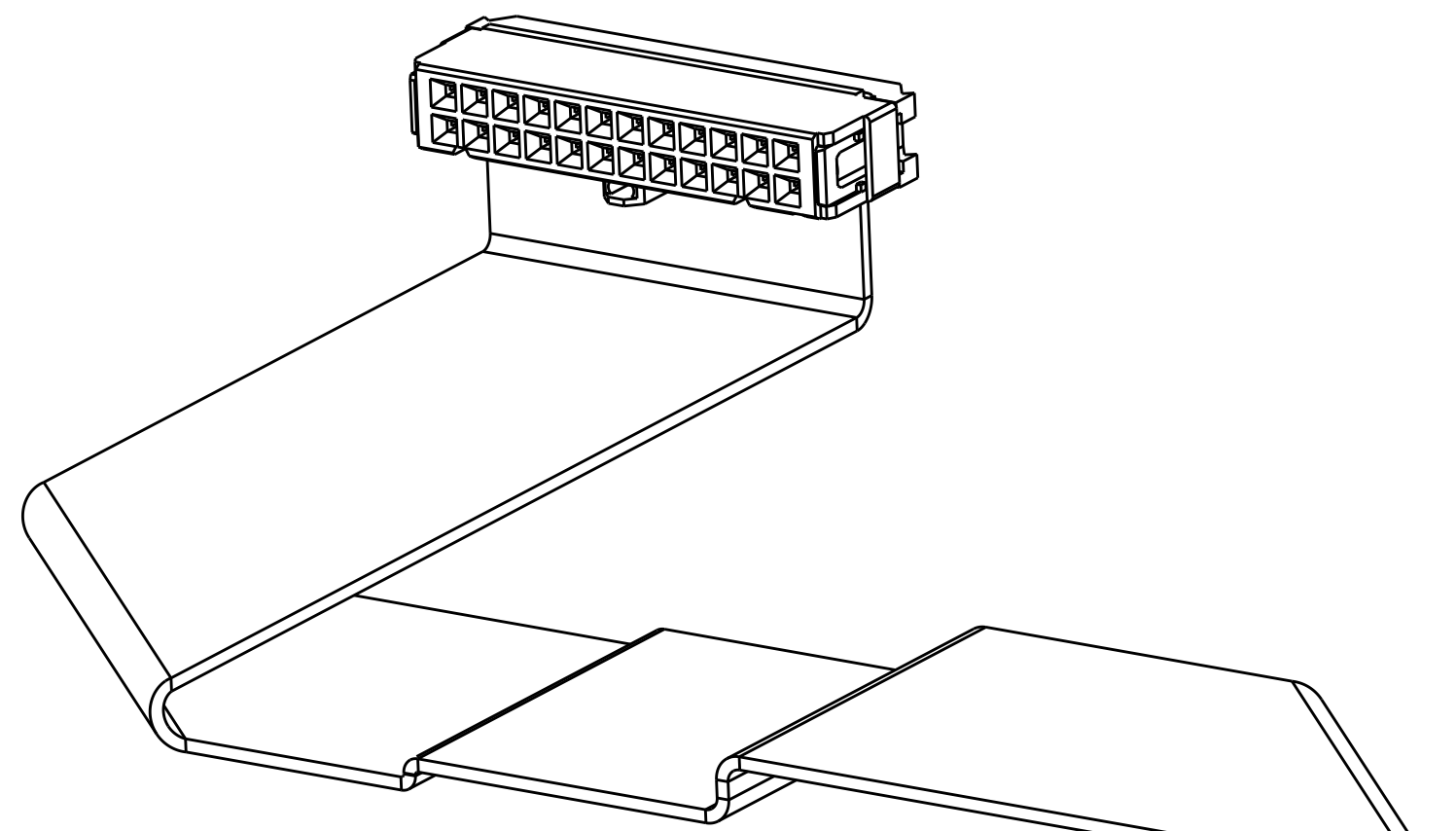
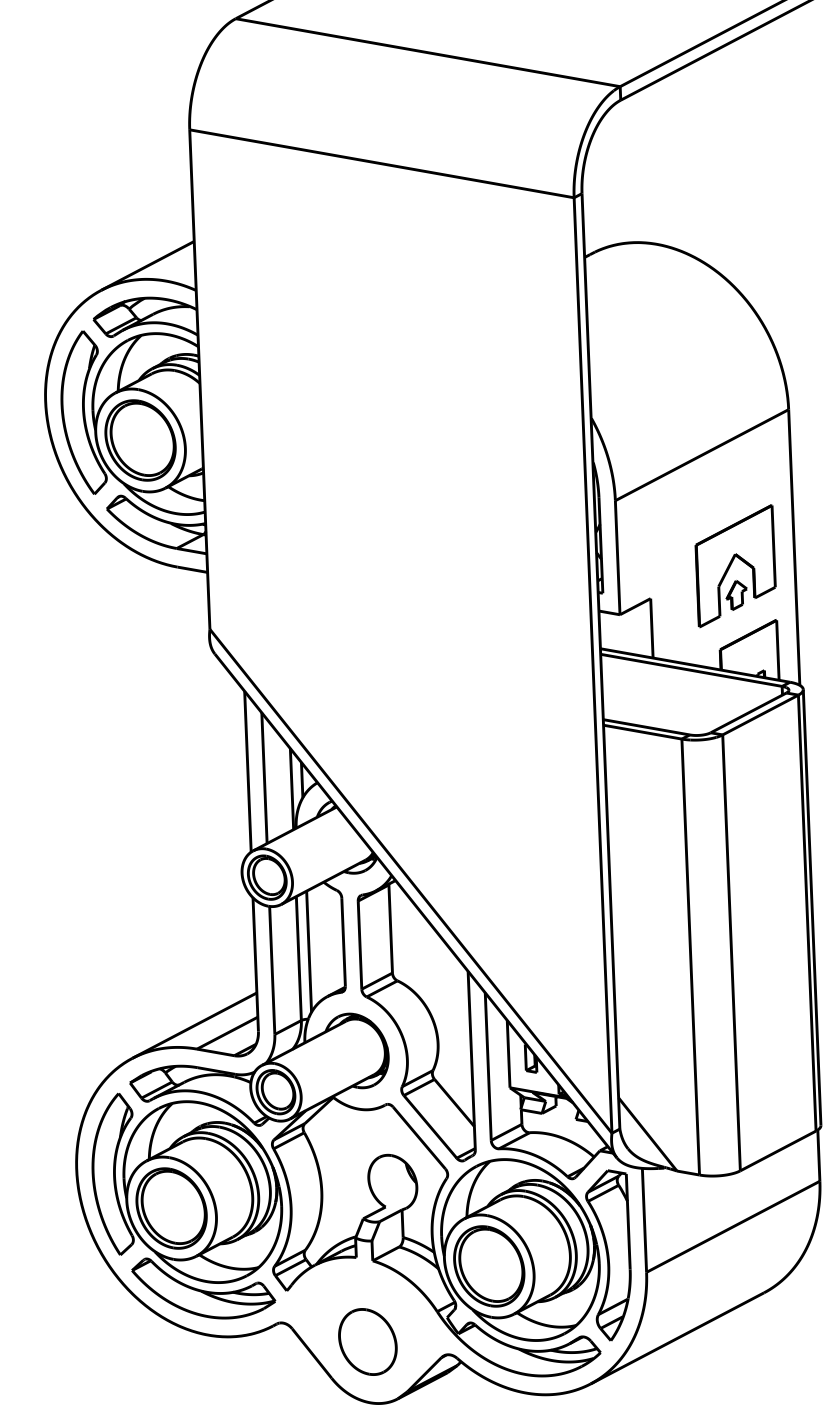


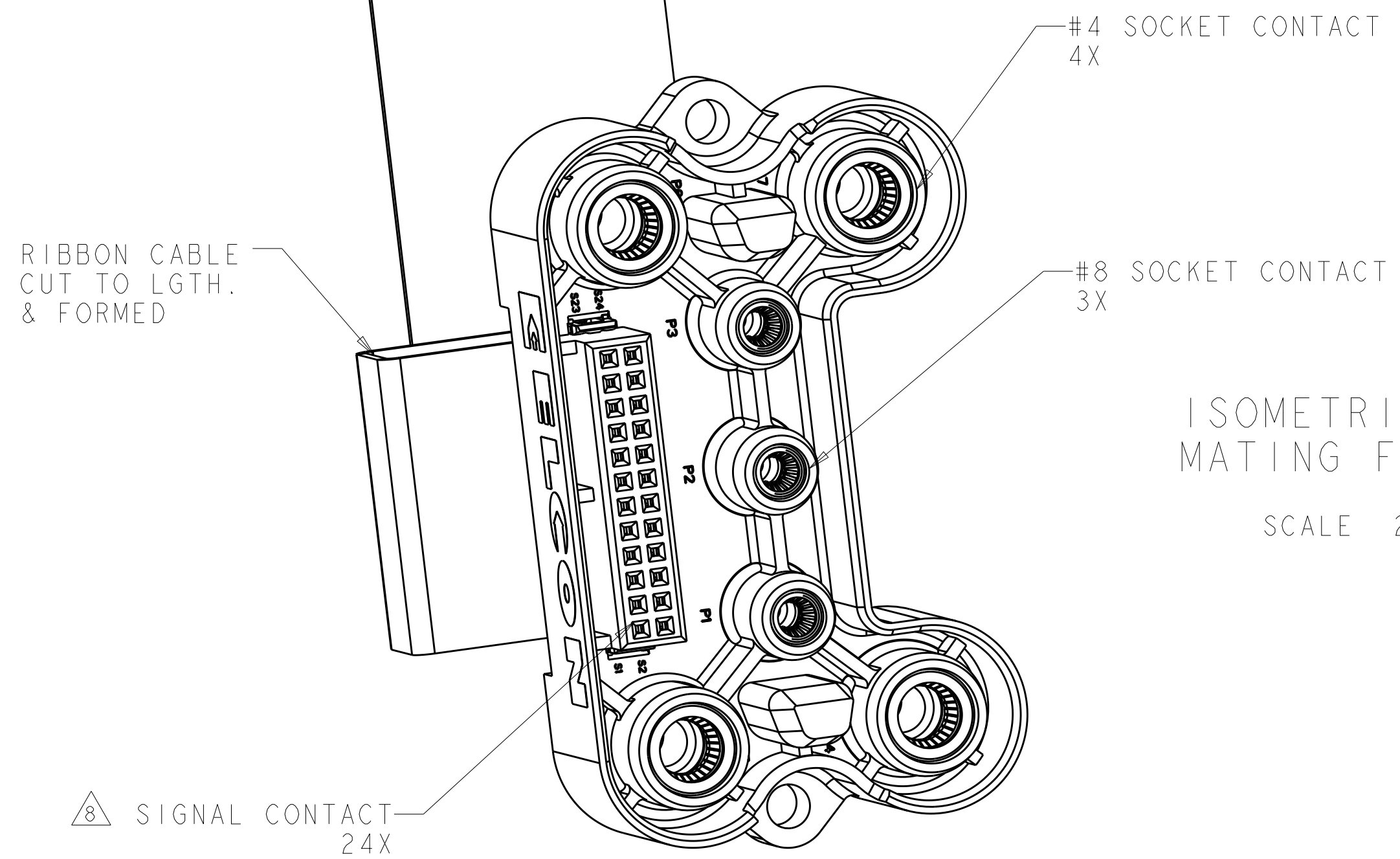
LOC		DIST		REVISONS			
GP	00	P	LTH	DESCRIPTION	DATE	DWN	APVD
		A		INITIAL RELEASE	06APR2017	OL	SZ



ISOMETRIC VIEW
MOUNTING FACE
SCALE 2:1



ISOMETRIC VIEW
MATING FACE
SCALE 2:1



AMP - LATCH
NOVO CONNECTOR
1658622-5

1. PART NUMBER CHANGES AND/OR DESIGN CHANGES AFFECTING ITEM INTERCHANGEABILITY REQUIRES PRIOR TYCO ELECTRONICS APPROVAL AND AUTHORIZATION BY REVISION TO THIS DRAWING.

2. MATERIALS:
HOUSING: THERMOPLASTIC, GLASS RENIFORCED, UL RATED 94V-0, COLOR-BLACK
CONTACTS: COPPER ALLOY
CROWN BANDS: BERYLLUM COPPER

3. FINISH:
POWER CONTACT: SILVER 5.08µm [0.000200] MIN THICK PER QQ-S-365, OVER NICKEL 1.27µm [0.000050] MIN THICK PER AMS-2404

SIGNAL CONTACT: GOLD 0.76µm [0.000030] MIN THICK PER MIL-G-45204 IN CONTACT AREA, MATTE TIN 3.05µm [0.000120] MIN THICK PER ASTM B545 IN TERMINATION AREA, OVER NICKEL 1.27µm [0.000050] MIN THICK PER QQ-N-290 ALL OVER

CROWN BAND: GOLD 0.76µm [0.000030] MIN THICK PER MIL-G-45204, OVER NICKEL 1.27µm [0.000050] MIN THICK PER QQ-N-290

4. OUTLINE SPECIFICATION
 -CONNECTOR ASSEMBLY GATHERABILITY: 2.00[.079] NOMINAL
 -SIGNAL CONTACT WIPE: 4.52[.178], 5.54[.218], & 6.53[.257] RESPECTIVELY
 -#8 POWER CONTACT WIPE: 3.96[.156], & 5.18[.204]
 -#8 CONTACT CSA CURRENT RATING: 55A/250V @ 30°C RISE
 -#4 POWER CONTACT WIPE: 3.00[.118], & 4.14[.163]
 -#4 CONTACT CSA CURRENT RATING: 100A/250V @ 30°C RISE
 -MATING FORCE: 46.43 lbf MAXIMUM
 -EXTRACTION FORCE: 30.5 lbf MAXIMUM
 -POLARIZED HOUSING

5. ITEMS PROVIDED TO THIS DRAWING TO BE PERMANENTLY IDENTIFIED WITH PART NUMBER, DATE CODE, AND COUNTRY OF ORIGIN.

6. SEE CUSTOMER DRAWING 1926125 OR 1926797 FOR MATING PIN CONNECTOR.

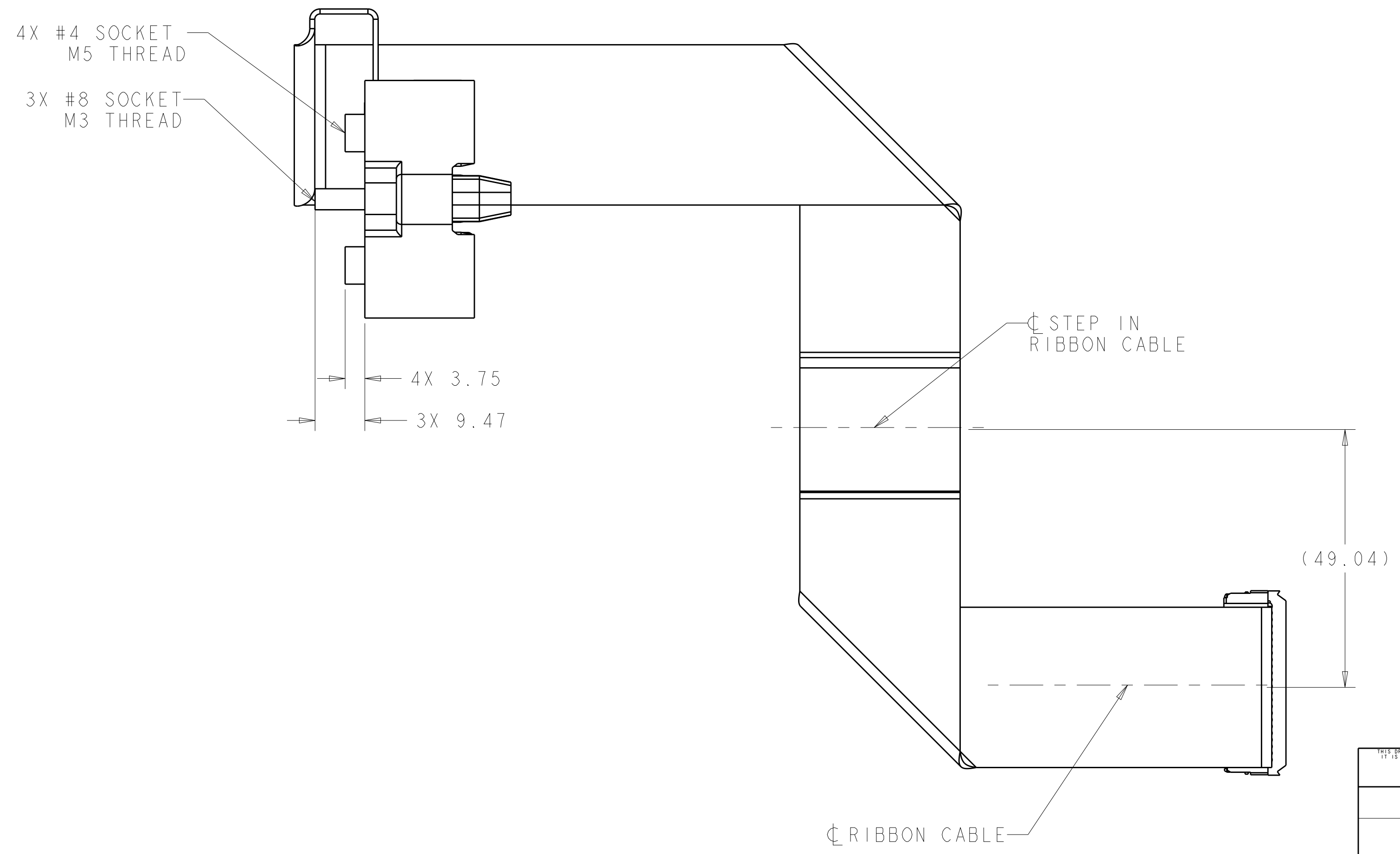
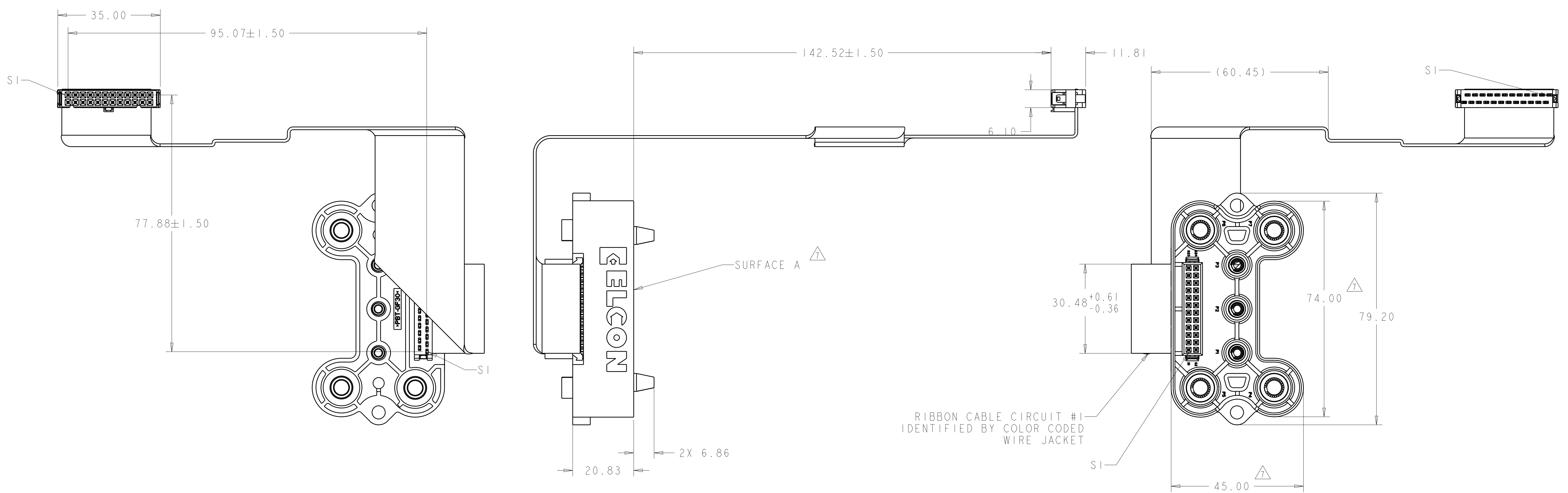
- 1. DIMENSIONS TO BE MEASURED AT SURFACE A.
- 2. SIGNAL CONTACTS FLOAT IN CONTACT CAVITIES AND ARE PERMITTED TO BE ASYMMETRIC IN THE HOUSING OPENINGS

AS SHOWN	2085253-1
DESCRIPTION	PART NUMBER

<small>THIS DRAWING IS UNPUBLISHED. RELEASED FOR PUBLICATION BY TYCO ELECTRONICS CORPORATION. ALL RIGHTS RESERVED.</small>		DWN: G. PETERS 04JUN2009 CHK: G. R. DEE/BAUGH 05JUN2009 APVD: G. R. DEE/BAUGH 11JAN2010	Tyco Electronics Harrisburg, PA 17105-3608
DIMENSIONS: mm 	TOLERANCES UNLESS OTHERWISE SPECIFIED: 0 PLC ± 1 PLC ±.50 2 PLC ±.25 3 PLC ±.125 4 PLC ±.0625 ANGLES ±.3	NAME: G. R. DEE/BAUGH PRODUCT SPEC: APPLICATION SPEC: WEIGHT:	Tyco Electronics ASSEMBLY, SOCKET CONNECTOR, CUSTOM DRAWER, P7/S24, BOXSTER SIZE: A CAGE CODE: 100779 DRAWING NO: 2085253 RESTRICTED TO:
MATERIAL: 2	FINISH: 3	CUSTOMER DRAWING	SCALE: 1:1 SHEET 1 OF 3 REV A

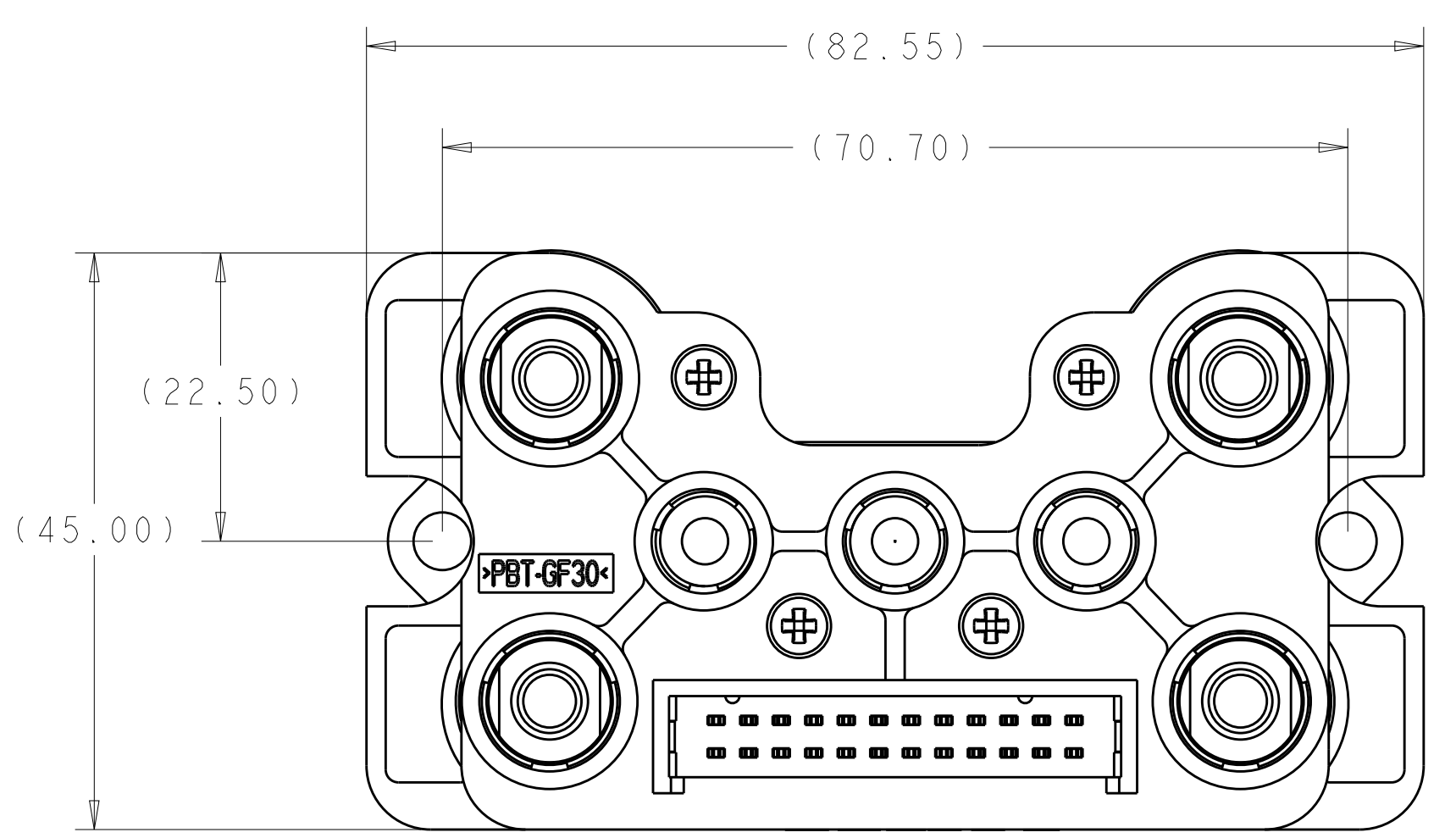
LOC	DIST	REV	DATE	BY	APPD
		1			

REVISIONS		DATE	BY	APPD
P. LTR	DESCRIPTION			
-	SEE SHEET 1	-	-	-

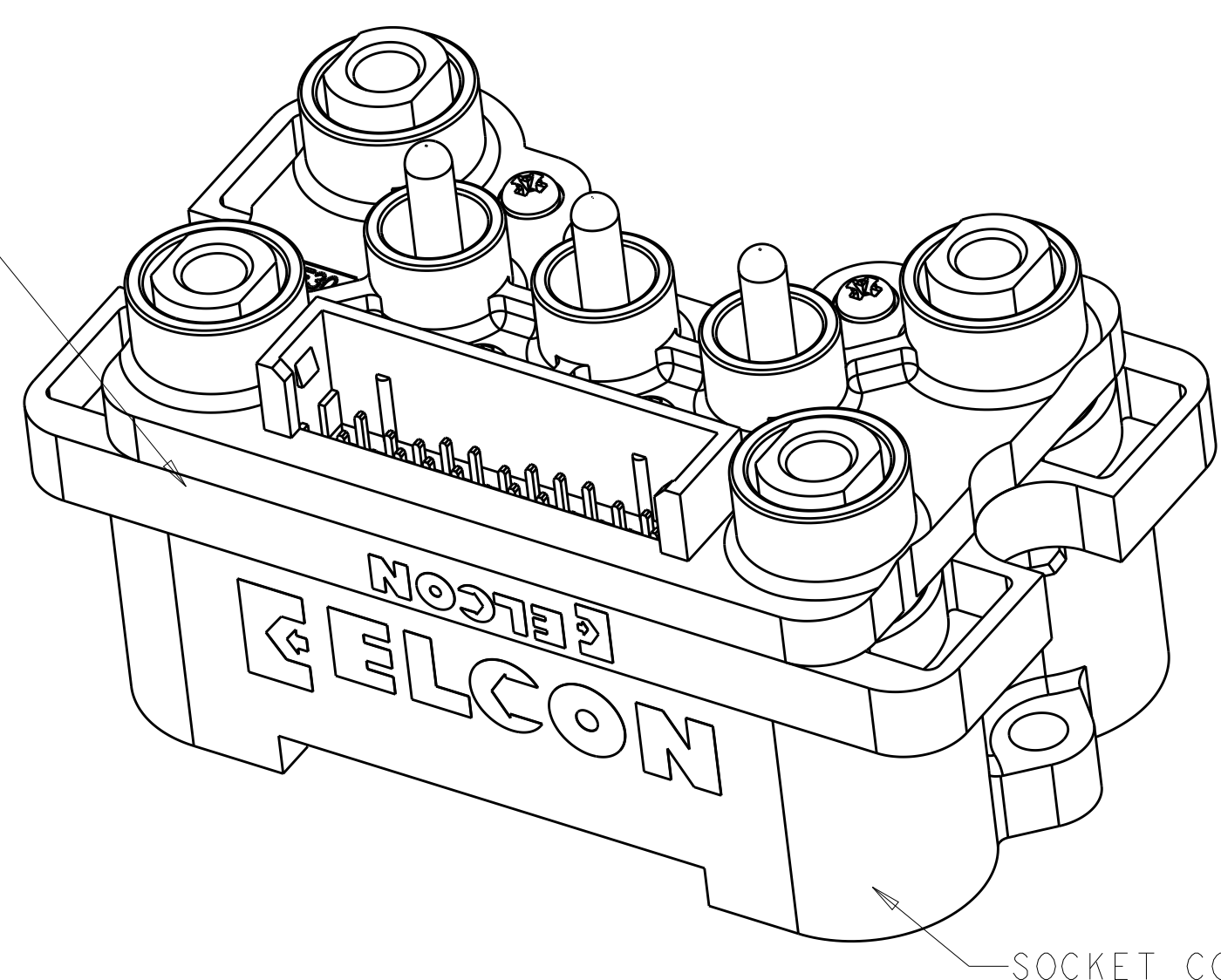


<small>THIS DRAWING IS UNPUBLISHED. IT IS THE PROPERTY OF TYCO ELECTRONICS CORPORATION. IT IS TO BE USED ONLY FOR THE PURPOSES AND IN THE QUANTITIES SPECIFIED IN THE ORDER. IT IS TO BE RETURNED TO TYCO ELECTRONICS CORPORATION UPON REQUEST.</small>		DWN: G. PETERS 04JUN2009 CHK: G. R. DEEIRAUGH 05JUN2009 APVD: G. R. DEEIRAUGH 11JAN2010	
DIMENSIONS: mm 0 PLC ± 1 PLC ±0.50 3 PLC ± 4 PLC ± ANGLES ±0.3		NAME: ASSEMBLY, SOCKET CONNECTOR, CUSTOM DRAWER, P7/S24, BOXSTER PRODUCT SPEC: APPLICATION SPEC: WEIGHT: CUSTOMER DRAWING	SIZE: A CAGE CODE: 2085253 SCALE: 1:1 SHEET: 2 OF 3 REV: A

LOC		DIST		REVISIONS			
P	LTN	DESCRIPTION	DATE	OWN	APVD		
-	-	SEE SHEET 1	-	-	-		

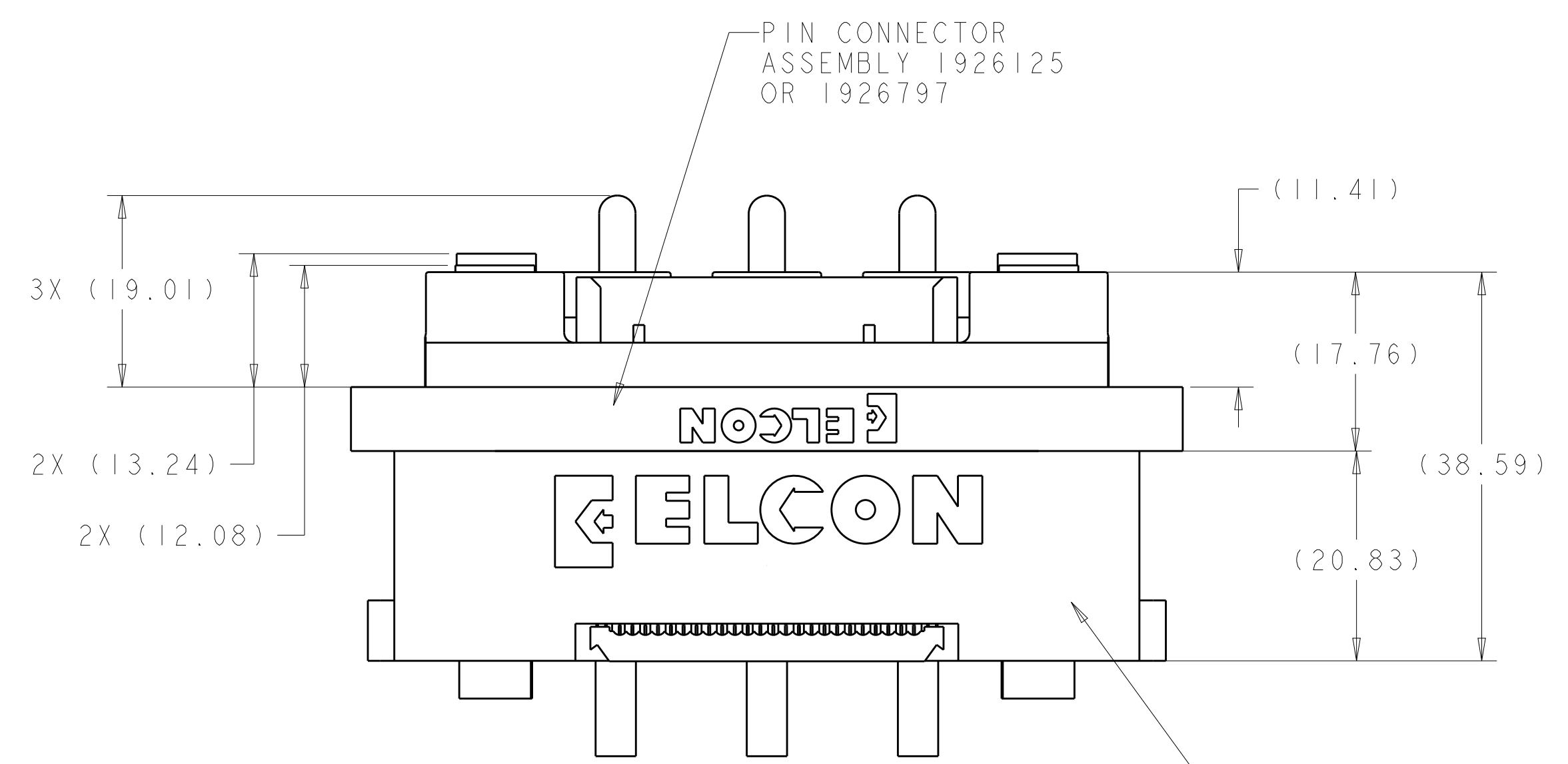


PIN CONNECTOR
 ASSEMBLY 1926125
 OR 1926797



SOCKET CONNECTOR
 ASSEMBLY 2085253

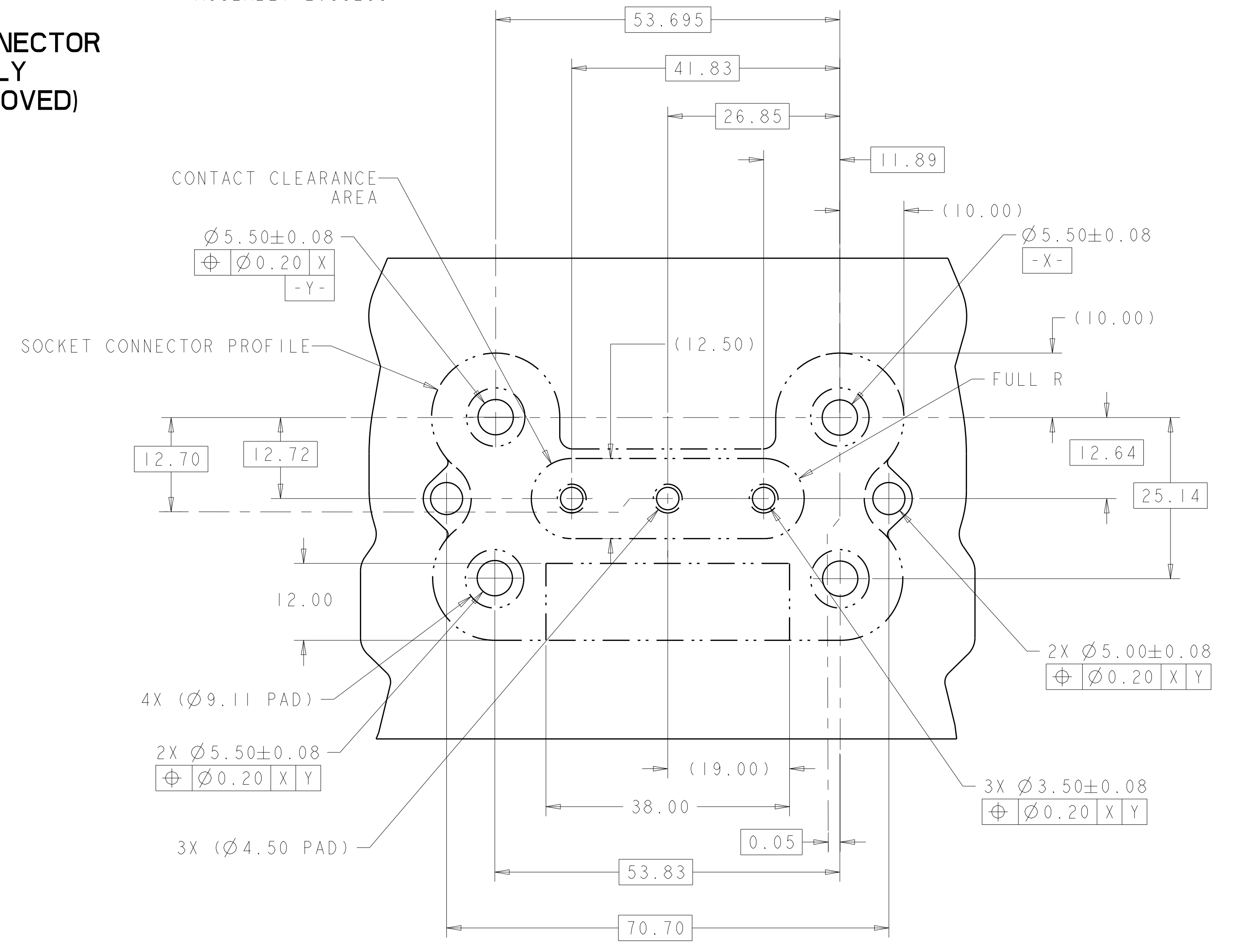
ISOMETRIC VIEW
 PIN AND SOCKET CONNECTOR
 MATED ASSEMBLY
 (RIBBON CABLE REMOVED)



PIN CONNECTOR
 ASSEMBLY 1926125
 OR 1926797

SOCKET CONNECTOR
 ASSEMBLY 2085253

PIN AND SOCKET CONNECTOR
 MATED ASSEMBLY
 (RIBBON CABLE REMOVED)



SCALE 2:1
 RECOMMENDED BUS BAR LAYOUT
 (CONNECTOR SIDE)

<small>THIS DRAWING IS UNPUBLISHED. RELEASED FOR PUBLICATION BY TYCO ELECTRONICS CORPORATION. ALL RIGHTS RESERVED.</small>		DWN G. PETERS 04JUN2009 CHK G. R. DEE/BAUGH 05JUN2009 APVD G. R. DEE/BAUGH 11JAN2010	
DIMENSIONS: mm TOLERANCES UNLESS OTHERWISE SPECIFIED: 0 PLC ± 1 PLC ±0.50 2 PLC ± 3 PLC ± 4 PLC ± ANGLES ±0.3		NAME ASSEMBLY, SOCKET CONNECTOR, CUSTOM DRAWER, P7/S24, BOXSTER SIZE CAGE CODE DRAWING NO. RESTRICTED TO A 100779C=2085253	CUSTOMER DRAWING SCALE 1:1 SHEET 3 OF 3 REV A