





Cable Lug 32/35 mm DIN-Rail Terminals

Feed Through



Available Options	Version	SS 6	SS 8	SS 10	SS 12				
	KrG	0498220000 0649820000	0498100000 1331900000	0484900000 1332000000	0498300000 1332100000				
For TS 35 x 7	PA								
For TS 35 x 15/2-3	PA								
Dimensions									
Width / Length / Height mm (in.) with TS 35 x 7.5	↖	18/49.5/54.5 (.71/1.95/2.15)	36.5/60/68 (1.44/2.36/2.68)	36.5/60/68 (1.44/2.36/2.68)	36.5/60/72 (1.44/2.36/2.84)				
with TS 32	↗	18/40/62 (.71/1.58/2.44)	36.5/60/68 (1.44/2.36/2.68)	36.5/60/68 (1.44/2.36/2.68)	36.5/60/72 (1.44/2.36/2.84)				
Technical Data									
Rated voltage / rated current / conductor size	UL								
	CSA								
	VDE	400 V* / 76 A / 16 mm²	1500 V* / 125 A / 35 mm²	1000 V* / 192 A / 76 mm²	1000 V* / 232 A / 95 mm²				
Rated voltage / rated current / cross-section									
Continuous Currents									
of the terminals at max. conductor cross-section	A								
with cross-connection QL/Q 2 - 5 poles	A								
with cross-connection QL/Q 6 - 10 poles	A								
with VL 2	A								
Test voltage	k VAC								
Torque	Nm (lb. in.)								
Clamping screw	M								
End Plate (thickness mm)		Type	Part No.	Type	Part No.	Type	Part No.	Type	Part No.
		AP/TW(2)	1333200000	AP/TW(2)	1333200000	AP/TW(2)	1333200000	AP/TW(2)	1333200000
Partition (thickness mm)									
		KrG	TW/HGW (2) 0607100000	0455860000	0455860000	0455860000	0455860000	0455860000	0455860000
		PA		0133200000	0133200000	0133200000	0133200000	0133200000	0133200000
Jumpers									
									
Note: Final number in model indicates no. of poles (e.g. QL 2 = 2 poles). For additional information, see Accessories section.		QL 2	0284300000	QL 3	1578850000	QL 3	1578850000	QL 3	1578850000
		QL 3	0273000000	QL 3	1578850000	QL 3	1578850000	QL 3	1578850000
		QL 4	2159500000						
Marking Tags									
Note: Part numbers shown are for a single card of pre-printed tags numbered 1-50. For additional information, see Accessories section.		Print							
Consecutive horizontal		DEK 5/5	0473460001	DEK 5/5	0473460001	DEK 5/5	0473460001	DEK 5/5	0473460001
Consecutive vertical		DEK 5/5	0473560001	DEK 5/5	0473560001	DEK 5/5	0473560001	DEK 5/5	0473560001

See Accessories section for mounting rails, end brackets, test taps, additional marking material and accessories.