

UR20-FBC-MOD-TCP-ECO

Weidmüller Interface GmbH & Co. KG

Klingenbergstraße 26

D-32758 Detmold

Germany

www.weidmueller.com

Product image



More performance. Simplified. u-remote.

Weidmüller u-remote – our innovative remote I/O concept with IP 20 which focuses purely on user benefits: tailored planning, faster installation, safer start-up, no more downtime. For considerably improved performance and greater productivity.

Reduce the size of your cabinets with u-remote, thanks to the narrowest modular design on the market and the need for fewer power-feed modules. Our u-remote technology also offers tool-free assembly, while the modular "sandwich" design and integrated web server speed up installation, both in the cabinet and machine. Status LEDs on the channel and each u-remote module enable reliable diagnosis and rapid service.

This and many other amazing ideas boost the availability of your machines and systems. And ensure smooth processes too. From planning to operation.

u-remote stands for "More Performance". Simplified

General ordering data

Version	Remote I/O fieldbus coupler, IP20, Modbus/TCP
Order No.	2659700000
Type	UR20-FBC-MOD-TCP-ECO
GTIN (EAN)	4050118674071
Qty.	1 pc(s).
Replacement parts	2702610000

UR20-FBC-MOD-TCP-ECO

Weidmüller Interface GmbH & Co. KG

Klingenbergstraße 26

D-32758 Detmold

Germany

www.weidmueller.com

Technical data

Dimensions and weights

Depth	76 mm	Depth (inches)	2.992 inch
Height	120 mm	Height (inches)	4.724 inch
Width	52 mm	Width (inches)	2.047 inch
Net weight	247 g		

Temperatures

Storage temperature	-40 °C ... +85 °C	Operating temperature	0 °C ... +50 °C
Operating temperature, min.	0 °C	Operating temperature, max.	50 °C

Connection data

Type of connection	PUSH IN	Wire connection cross section, finely stranded, max.	1.5 mm ²
Wire connection cross section, finely stranded, min.	0.14 mm ²	Wire cross-section, finely stranded, max. (AWG)	AWG 16
Wire cross-section, finely stranded, min. (AWG)	AWG 26	Wire cross-section, solid, max.	1.5 mm ²
Wire cross-section, solid, max. (AWG)	AWG 16	Wire cross-section, solid, min.	0.14 mm ²
Wire cross-section, solid, min. (AWG)	AWG 26		

General data

Air humidity (operation)	10% to 95%, non-condensing as per DIN EN 61131-2	Air humidity (storage)	10% to 95%, non-condensing as per DIN EN 61131-2
Air humidity (transport)	10% to 95%, non-condensing as per DIN EN 61131-2	Air pressure (operation)	≥ 795 hPa (height ≤ 2000 m) as per DIN EN 61131-2
Air pressure (storage)	1013 hPa (height 0 m) to 700 hPa (height 3000 m) as per DIN EN 61131-2	Air pressure (transport)	1013 hPa (height 0 m) to 700 hPa (height 3000 m) as per DIN EN 61131-2
Rail	TS 35	Shock	15 g over 11 ms, half sinus wave, acc. to IEC 60068-2-27
Surge voltage category	II	Test voltage	500 V
UL 94 flammability rating	V-0	Vibration resistance	5 Hz ≤ f ≤ 8.4 Hz: 3.5-mm amplitude as per IEC 60068-2-6, 8.4 Hz ≤ f ≤ 150 Hz: 1 g acceleration as per IEC 60068-2-6

Power supply

Current consumption from I _{sys} , typ.	80 mA						
Feed current for I _{IN} (input current path)	<table border="1"> <tr> <td>max.</td> <td>10,000 mA</td> </tr> <tr> <td>min.</td> <td>10,000 mA</td> </tr> <tr> <td>nominal</td> <td>10,000 mA</td> </tr> </table>	max.	10,000 mA	min.	10,000 mA	nominal	10,000 mA
max.	10,000 mA						
min.	10,000 mA						
nominal	10,000 mA						
Feed current for I _{IN} (input current path), max.	10 A						
Feed current for I _{OUT} (output current path)	<table border="1"> <tr> <td>nominal</td> <td>10,000 mA</td> </tr> <tr> <td>min.</td> <td>10,000 mA</td> </tr> <tr> <td>max.</td> <td>10,000 mA</td> </tr> </table>	nominal	10,000 mA	min.	10,000 mA	max.	10,000 mA
nominal	10,000 mA						
min.	10,000 mA						
max.	10,000 mA						
Feed current for the system, max.	4 A						
Supply voltage system and inputs	24 V DC +20 %/ -15 %						
Voltage supply	24 V DC +20 %/ -15 %, via the system bus						

Creation date February 20, 2023 4:58:15 PM CET

Catalogue status 03.02.2023 / We reserve the right to make technical changes.

2

UR20-FBC-MOD-TCP-ECO

Weidmüller Interface GmbH & Co. KG

Klingenbergstraße 26

D-32758 Detmold

Germany

www.weidmueller.com

Technical data

System data

Connection type	2x RJ45 plug-in connectors	Diagnostic data	1 kByte
Field bus protocol	Modbus/TCP	Fieldbus interface	Full / Half Duplex, Auto MDI/X, Autonegotiation
Interface	u-remote system bus	Module type	Bus coupler
Parameter data	1 kByte	Process data	1 kByte
Transmission rate of field bus, max.	100 Mbit/s	Transmission speed of system bus, max.	48 Mbit/s
max. number of modules	16		

Classifications

ETIM 6.0	EC001603	ETIM 7.0	EC001603
ETIM 8.0	EC001603	ECLASS 9.0	27-24-26-07
ECLASS 9.1	27-24-26-07	ECLASS 10.0	27-24-26-07
ECLASS 11.0	27-24-26-07	ECLASS 12.0	27-24-26-07

Environmental Product Compliance

REACH SVHC	Lead 7439-92-1
SCIP	98e19a7e-033b-4e68-93e3-c47b30de875e

Approvals

Approvals



ROHS	Conform
UL File Number Search	UL Website
Certificate no. (cULus)	E141197

Downloads

Approval/Certificate/Document of Conformity	CCC certificate UKCA Declaration of Conformity - EN CE Declaration of Conformity - DE
Engineering Data	Compatibility information – Combinability of UR20 CAD data – STEP Quick start guide – Modbus - Understanding Coils and Register
Product Change Notification	Release-Notes - Firmware and Supported modules list
Software	Library – Language Pack UR20_FBC Firmware – Current firmware file Modbus ECO coupler Firmware – Archive Firmware files Modbus ECO coupler Application notes – Use of UR20 Stations above 2000m sea level
User Documentation	MAN_U-REMOTE_DE MAN_U-REMOTE_EN 20211018_Security Advisory – Remote I/O fieldbus couplers (IP20) affected by INFRA:HALT vulnerabilities
Catalogues	Catalogues in PDF-format

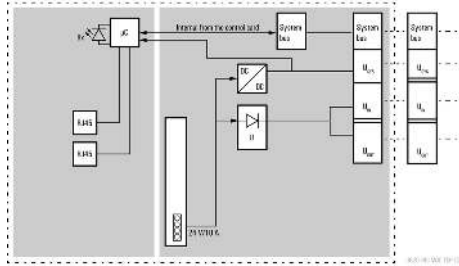
UR20-FBC-MOD-TCP-ECO

Weidmüller Interface GmbH & Co. KG
 Klingenbergstraße 26
 D-32758 Detmold
 Germany

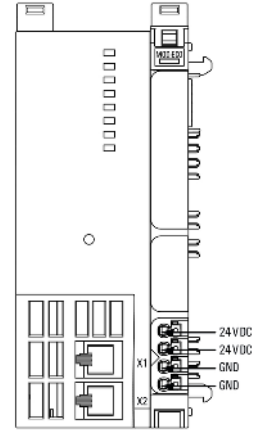
www.weidmueller.com

Drawings

Block diagram

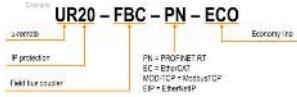


Connection diagram



Explanation of abbreviations

Field bus coupler ECO



UR20-FBC-MOD-TCP-ECO

Weidmüller Interface GmbH & Co. KG
 Klingenbergstraße 26
 D-32758 Detmold
 Germany

www.weidmueller.com

Accessories


Accessories

**Potential-distribution modules; system accessory**

A wide range of accessory modules is available for individual requirements of machine and plant engineering. Various potential distribution modules are available for the supply of sensors with 2- to 4-wire connection technology directly from the remote I/O system. These offer 16 "PUSH IN" potential points and supply your application with any auxiliary potential available. An empty module, where the system bus and voltage supply are looped through, allows you to plan expansion slots in a system and to start these up without any interruptions if required.

General ordering data

Type	UR20-SM-ACC	Version
Order No.	1339920000	Cover, ,
GTIN (EAN)	4050118144727	
Qty.	20 pc(s).	
Type	UR20-EBK-ACC	Version
Order No.	1346610000	End bracket, ,
GTIN (EAN)	4050118151596	
Qty.	5 pc(s).	

Blank**General ordering data**

Type	PM 2.7/2.6 MC NE WS	Version
Order No.	1323710000	OMNIMATE Signal - series PM, Pusher markers, 2.7 x 2.6 mm, Pitch in
GTIN (EAN)	4050118126778	mm (P): 3.50 Weidmueller, white
Qty.	960 pc(s).	

UR20-FBC-MOD-TCP-ECO

Weidmüller Interface GmbH & Co. KG
 Klingenbergstraße 26
 D-32758 Detmold
 Germany

www.weidmueller.com

Accessories

Custom printing



The Dekafix (DEK) marker is the universal marker for all conductor and plug-in connectors as well as for electronic sub-assemblies. The system is ideal for short number sequences and covers a wide range of ready-printed markers.

Strips for fast installation in only one work step. The printing is easy to read, rich in contrast and available in various widths.

- Large range of ready-to-use markers
- Strips for fast installation
- Terminal markers, suitable for all Weidmüller cable connectors
- Available as blank MultiCard or with standard printing

For custom printing: Please send us a file of our labeling software M-Print PRO or M-Print PRO Online (without installation) for your labeling specifications.

General ordering data

Type	DEK 5/8-11.5 MC SDR	Version	
Order No.	1341610000		Dekafix, Terminal marker, 5 x 8 mm, Pitch in mm (P): 8.00
GTIN (EAN)	4050118146059		Weidmueller, To customer specification
Qty.	100 pc(s).		

Custom printing



General ordering data

Type	PM 2.7/2.6 MC SDR	Version	
Order No.	1323700000		OMNIMATE Signal - series PM, Pusher markers, 2.7 x 2.6 mm, Pitch in mm (P): 3.50 Weidmueller, To customer specification
GTIN (EAN)	4050118126761		
Qty.	192 pc(s).		

UR20-FBC-MOD-TCP-ECO

Weidmüller Interface GmbH & Co. KG
 Klingenbergstraße 26
 D-32758 Detmold
 Germany

www.weidmueller.com

Accessories

Blank



The Dekafix (DEK) marker is the universal marker for all conductor and plug-in connectors as well as for electronic sub-assemblies. The system is ideal for short number sequences and covers a wide range of ready-printed markers.

Strips for fast installation in only one work step. The printing is easy to read, rich in contrast and available in various widths.

- Large range of ready-to-use markers
- Strips for fast installation
- Terminal markers, suitable for all Weidmüller cable connectors
- Available as blank MultiCard or with standard printing

For custom printing: Please send us a file of our labeling software M-Print PRO or M-Print PRO Online (without installation) for your labeling specifications.

General ordering data

Type	DEK 5/8-11.5 MC NE WS	Version	
Order No.	1341630000		Dekafix, Terminal marker, 5 x 8 mm, Pitch in mm (P): 8.00
GTIN (EAN)	4050118145946		Weidmueller, white
Qty.	500 pc(s).		

Data sheet**UR20-FBC-MOD-TCP-ECO**

Weidmüller Interface GmbH & Co. KG
Klingenbergstraße 26
D-32758 Detmold
Germany

www.weidmueller.com

Replacement parts**Plugkit****General ordering data**

Type	UR20-PK-2659700000-SP	Version
Order No.	2702610000	Replacement part
GTIN (EAN)	4050118891447	
Qty.	5 pc(s).	