

1744489-9 ✓ ACTIVE

Economy Power


TE Internal #: 1744489-9

Rectangular Power Connectors, Header, Plug, Wire-to-Board, 9
Position, 3.96 mm [.156 in] Centerline, Printed Circuit Board, UL 94V-
0, Economy Power

[View on TE.com >](#)



Connectors > Power Connectors > Rectangular Power > Rectangular Power Connectors



Rectangular Power Connector Type: **Header**

Connector & Housing Type: **Plug**

Connector System: **Wire-to-Board**

Number of Positions: **9**

Centerline (Pitch): **3.96 mm [.156 in]**

Features

Product Type Features

| | |
|-----------------------------------|-----------------------|
| Header Type | Partially Shrouded |
| Rectangular Power Connector Type | Header |
| Connector & Housing Type | Plug |
| Connector System | Wire-to-Board |
| Sealable | No |
| Connector & Contact Terminates To | Printed Circuit Board |

Configuration Features

| | |
|----------------------------|----------|
| Number of Positions | 9 |
| PCB Mount Orientation | Vertical |
| Number of Power Positions | 9 |
| Number of Signal Positions | 0 |
| Number of Rows | 1 |

Electrical Characteristics

| | |
|-------------------|---------|
| Operating Voltage | 250 VDC |
|-------------------|---------|

Contact Features

| | |
|---|-----------------|
| Mating Post Length | 7.7 mm[.303 in] |
| PCB Contact Termination Area Plating Material Thickness | 3 μm[120 μin] |
| Contact Layout | Inline |



| | |
|--|--|
| Contact Mating Area Plating Material | Tin |
| Contact Base Material | Brass |
| Contact Current Rating (Max) | 8 A |
| Contact Retention Within Housing | Without |
| Contact Type | Pin |
| PCB Contact Termination Area Plating Material | Tin |
| Contact Mating Area Plating Material Thickness | 3.05 μm [120 μin] |

Termination Features

| | |
|---|-----------------------|
| Termination Post & Tail Length | 3.69 mm[.145 in] |
| Termination Method to Printed Circuit Board | Through Hole - Solder |

Mechanical Attachment

| | |
|-------------------------|-------------|
| Strain Relief | Without |
| Mating Retention | Without |
| Mating Alignment | With |
| PCB Mount Alignment | Without |
| PCB Mount Retention | Without |
| Mating Retention Type | Latch |
| Connector Mounting Type | Board Mount |

Housing Features

| | |
|--------------------|------------------|
| Centerline (Pitch) | 3.96 mm[.156 in] |
| Housing Color | Natural |
| Housing Material | Nylon |

Dimensions

| | |
|-----------------------------|--------------------|
| Connector Height | 8.21 mm[.323 in] |
| PCB Thickness (Recommended) | .06 mm[1.6 in] |
| Product Width | 9.4 mm[.37 in] |
| Product Length | 35.64 mm[1.403 in] |

Usage Conditions

| | |
|-----------------------------|--|
| Operating Temperature Range | -25 – 105 $^{\circ}\text{C}$ [-13 – 221 $^{\circ}\text{F}$] |
|-----------------------------|--|

Operation/Application

| | |
|---------------------|-------|
| Circuit Application | Power |
|---------------------|-------|

Industry Standards



| | |
|------------------------|---------------------------|
| UL Flammability Rating | UL 94V-0 |
| Glow Wire Rating | GWT 750°C (Without Flame) |

Packaging Features

| | |
|--------------------|-----|
| Packaging Quantity | 500 |
| Packaging Method | Bag |

Product Compliance

[For compliance documentation, visit the product page on TE.com>](#)

| | |
|---|--|
| EU RoHS Directive 2011/65/EU | Compliant |
| EU ELV Directive 2000/53/EC | Compliant |
| China RoHS 2 Directive MIIT Order No 32, 2016 | No Restricted Materials Above Threshold |
| EU REACH Regulation (EC) No. 1907/2006 | Current ECHA Candidate List: JUNE 2023 (235) Candidate List Declared Against: JAN 2023 (233) Does not contain REACH SVHC |
| Halogen Content | Not Low Halogen - contains Br or Cl > 900 ppm. |
| Solder Process Capability | Wave solder capable to 265°C |

Product Compliance Disclaimer

This information is provided based on reasonable inquiry of our suppliers and represents our current actual knowledge based on the information they provided. This information is subject to change. The part numbers that TE has identified as EU RoHS compliant have a maximum concentration of 0.1% by weight in homogenous materials for lead, hexavalent chromium, mercury, PBB, PBDE, DBP, BBP, DEHP, DIBP, and 0.01% for cadmium, or qualify for an exemption to these limits as defined in the Annexes of Directive 2011/65/EU (RoHS2). Finished electrical and electronic equipment products will be CE marked as required by Directive 2011/65/EU. Components may not be CE marked. Additionally, the part numbers that TE has identified as EU ELV compliant have a maximum concentration of 0.1% by weight in homogenous materials for lead, hexavalent chromium, and mercury, and 0.01% for cadmium, or qualify for an exemption to these limits as defined in the Annexes of Directive 2000/53/EC (ELV). Regarding the REACH Regulation, the information TE provides on SVHC in articles for this part number is based on the latest European Chemicals Agency (ECHA) 'Guidance on requirements for substances in articles' posted at this URL: <https://echa.europa.eu/guidance-documents/guidance-on-reach>

Compatible Parts



TE Part # 1744416-9
9 POS EP II HSG, GLOW WIRE



TE Part # 1-1744429-9
3.96 EP HDR ASSY 9P W/PEGS, GW,
NO PIN 3



TE Part # 1744524-5
EP 05P HEADER ASY NO 2,4 PINS



TE Part # 1744524-6
EP 06P HEADER ASY NO 4 PIN



TE Part # 1744544-9
EP II TPA 09P, BLACK



TE Part # 4-1744524-3
3.96 EP HDR ASY 03P, NO 2 PIN, GW


Also in the Series | Economy Power




Connector Contacts(1)




Insertion & Extraction Tools(1)



PCB Headers & Receptacles(162)



PCB Latches, Locks & Retainers(2)




Power Contacts(8)



Rectangular Connector Housings(1)



Rectangular Power Connectors(302)



Wire-to-Board Connector Assemblies
& Housings(142)



Wire-to-Board Connector Contacts(6)

Customers Also Bought



TE Part #3-641207-4
04P MTA156 HDR ASSY FL RA LF



TE Part #F17194-000
MWTM-16/5-1000-23/S



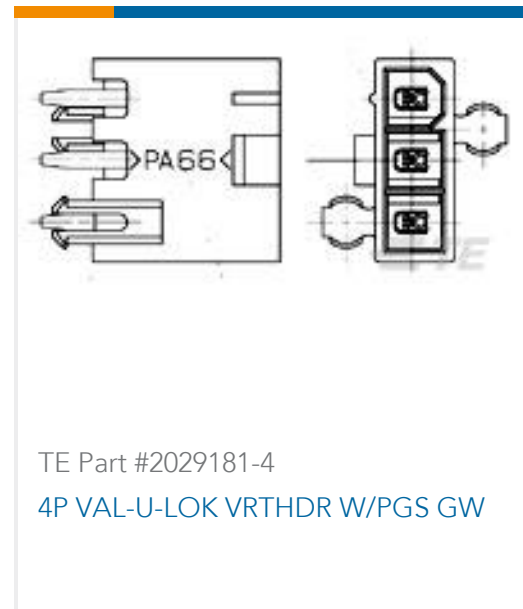
TE Part #1-2232826-5
SGI2.0 header assembly TH 5P,key A,
NTL



TE Part #1-2232826-8
SGI2.0 header assembly TH 8P,key A,
NTL



TE Part #1744428-9
3.96 EP HDR ASSY 9P R/A, GW



TE Part #2029181-4
4P VAL-U-LOK VRTHDR W/PGS GW



TE Part #2232043-7
7P, RAST 5 Tab Header, THV



TE Part #5650978-5
ASSY,PIN,EURO,TYPE C/2,LEAD-FREE,
A&C,32/

Documents

Product Drawings

[3.96 EP HDR ASY 09P NO PEG, GW](#)

English

CAD Files

[3D PDF](#)

3D

[Customer View Model](#)

[ENG_CVM_CVM_1744489-9_D.2d_dxf.zip](#)

English

[Customer View Model](#)

[ENG_CVM_CVM_1744489-9_D.3d_igs.zip](#)

English

[Customer View Model](#)

[ENG_CVM_CVM_1744489-9_D.3d_stp.zip](#)

English

By downloading the CAD file I accept and agree to the [Terms and Conditions](#) of use.

Datasheets & Catalog Pages

[Economy Power II \(EP II\) Glow Wire test compliant connectors](#)

English

[1-1773885-9 Economy Power Connectors](#)

English

Product Specifications

[Application Specification](#)

Japanese



Application Specification

English

Product Environmental Compliance

Product Compliance

English

Product Compliance

English