

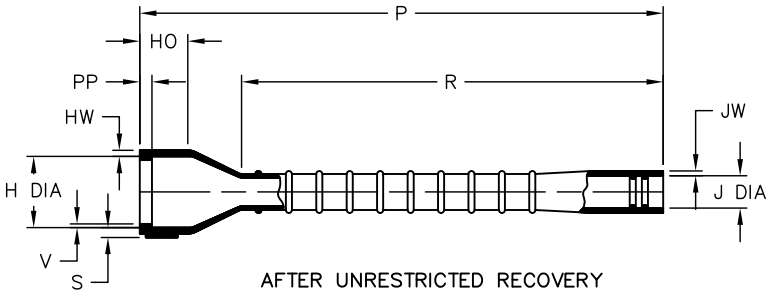
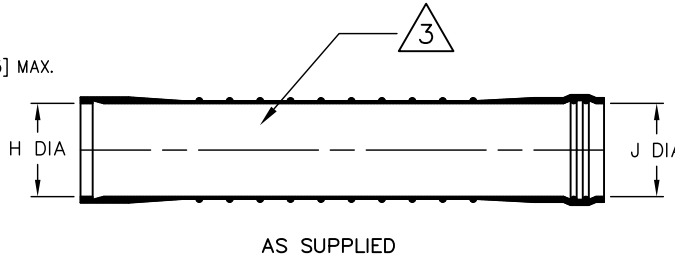
NOTES:

1. ALL DIMENSIONS ARE IN INCHES  
[MILLIMETERS]

2. DIMENSIONS APPEARING IN TABLE  
ARE AS FOLLOWS:

- a - AS SUPPLIED
- b - AFTER UNRESTRICTED RECOVERY

3. COATING (ADHESIVE): IS OPTIONAL  
AS SUPPLIED DIMENSIONS APPEARING  
IN TABLE ARE FOR UNCOATED PARTS.  
WHEN COATING IS ADDED, ENTRY  
DIAMETER WILL BE REDUCED BY .06 [1.5] MAX.

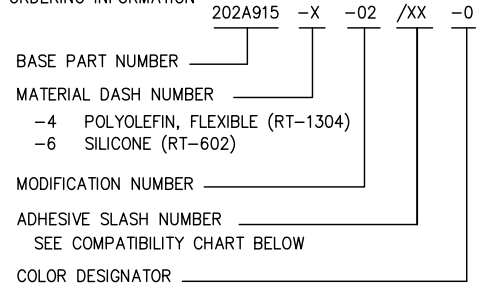


| DIMENSIONING AND TOLERANCING PER ASME Y14.5M (ISO STANDARDS) |                           |            |
|--|---------------------------|------------|
| REVISIONS  |                           |            |
| LTR  | DESCRIPTION               | DATE       |
| E  | REVISED PER ECO-12-006404 | 04/02/2012 |

TABLE OF DIMENSIONS

| PART DESCRIPTION | H              |                | J              |               | P               | R               | S             | HO            | PP            | V             | HW            | JW            |
|------------------|----------------|----------------|----------------|---------------|-----------------|-----------------|---------------|---------------|---------------|---------------|---------------|---------------|
|                  | MIN            | MAX            | MIN            | MAX           | ±10%            | REF             | MAX           | REF           | REF           | ±20%          | ±20%          | ±20%          |
|                  | a              | b              | a              | b             | b               | b               | b             | b             | b             | b             | b             | b             |
| 202A915-X-02     | 1.53<br>[38,9] | 1.17<br>[29,7] | 1.53<br>[38,9] | .47<br>[11,9] | 9.00<br>[228,6] | 7.35<br>[186,7] | .08<br>[2,00] | .86<br>[21,8] | .20<br>[5,08] | .04<br>[1,01] | .10<br>[2,54] | .08<br>[2,03] |

4. ORDERING INFORMATION



If this document is printed it becomes uncontrolled. Check for the latest revision

Raychem Molded Parts  
CUSTOMER DRAWING

COMPATIBILITY CHART

| MATERIAL DASH NO. | ADHESIVE (COATING) SLASH NUMBER | ADHESIVE (COATING) S NUMBER |
|-------------------|---------------------------------|-----------------------------|
| -4                | /42; /86                        | S-1017; S-1048              |
| -6                | N/A                             | N/A                         |
|                   |                                 |                             |
|                   |                                 |                             |

|  |                          |  |                                   |           |
|--|--------------------------|--|-----------------------------------|-----------|
| UNLESS OTHERWISE SPECIFIED DIMENSIONS ARE INCHES. METRIC DIMENSIONS ARE IN BRACKETS.<br>DECIMAL TOLERANCES<br>.XXX ± 0.005 [0.13 mm]<br>.XX ± 0.01 [0.25 mm]<br>.X ± 0.1 [0.50 mm]<br>ANGLE TOLERANCE<br>.X ± 1 DEG.<br>TYCO ELECTRONICS RESERVES THE RIGHT TO AMEND THIS DRAWING AT ANY TIME. USERS SHOULD EVALUATE THE SUITABILITY OF THE PRODUCT FOR THEIR APPLICATION.<br>© 2007-2011 Tyco Electronics Corporation. All rights reserved. | DRAWN<br>UNGUYEN         |  | TE Connectivity                   |           |
|  | APPROVED<br>DHURRELL     |  | TITLE<br>BOOT, STRAIGHT, WITH LIP | SIZE<br>B |
| THIRD ANGLE PROJECTION<br>   | DWG. NO.<br>202A915-X-02 |  | SHEET 1 OF 1                      |           |

4 | 3 | 2 | 1

4 | 3 | 2 | 1