

FEATURES:

- Ideal for connecting to small circuit board components.
- Use with Model #'s 5173, 3690, 122505A or any other Pomona "Do It Yourself" product to create custom cables.
- Supports 20 to 22 AWG wire.

MATERIALS:

Contact: Beryllium Copper, Alloy 165 per QQ-C-533, ¼ HM.

Spring: Stainless Steel, 302.

Finish: Contact – Gold plated per MIL-G-45204, Type 1, Class 00.

Insulation: Glass filled Nylon.

Marking: "POMONA" "GRABBER®" "4233".

RATINGS:

Operating Temperature: +102°C. (+216°F.) Max

Operating Voltage: 150 VRMS/DC

Current: 3 Amperes

ORDERING INFORMATION: Model 4233-*

*=Color, -0 Black, -2 Red, -1 Brown, -3 Orange, -4 Yellow, -5 Green, -6 Blue, -7 Violet, -8 Gray, -9 White

Ordering Example: 4233-2 Adapter color is Red.

ORDERING INFORMATION: Model 5524

Kit contains 10 pieces of 4233, one of each color.

All dimensions are in inches. Tolerances (except noted): .xx = ±.02" (.51 mm), .xxx = ± .005" (.127 mm).

All specifications are to the latest revisions. Specifications are subject to change without notice.

Registered trademarks are the property of their respective companies. Made in USA

FIGURE #1

- A. Remove the cap from housing assembly, the contact will now be exposed.
- B. Insert the wire into the cap assembly allowing approximately 1 to 2 inches of wire to extend beyond the cap.
- C. Strip wire 1/8 to 3/16 inches.
- D. Insert exposed conductor through the hole in the contact and solder to surface.

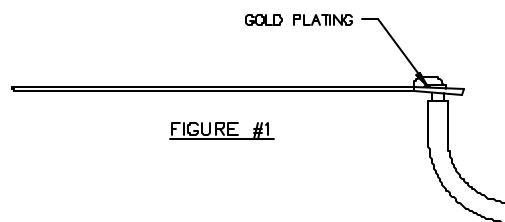


FIGURE #1

FIGURE #2

- E. Important: Solder must not extend beyond the indicated width.

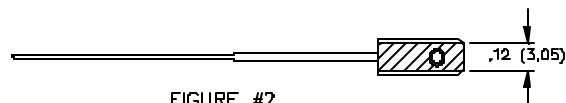


FIGURE #2

FIGURE #3

- F. Install the cap onto the housing assembly. Align the contact with the slots located on the cap.

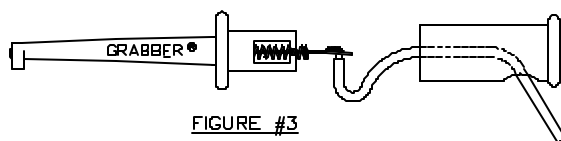


FIGURE #3

All dimensions are in inches. Tolerances (except noted): .xx = ±.02" (.51 mm), .xxx = ± .005" (.127 mm).
All specifications are to the latest revisions. Specifications are subject to change without notice.
Registered trademarks are the property of their respective companies. Made in USA