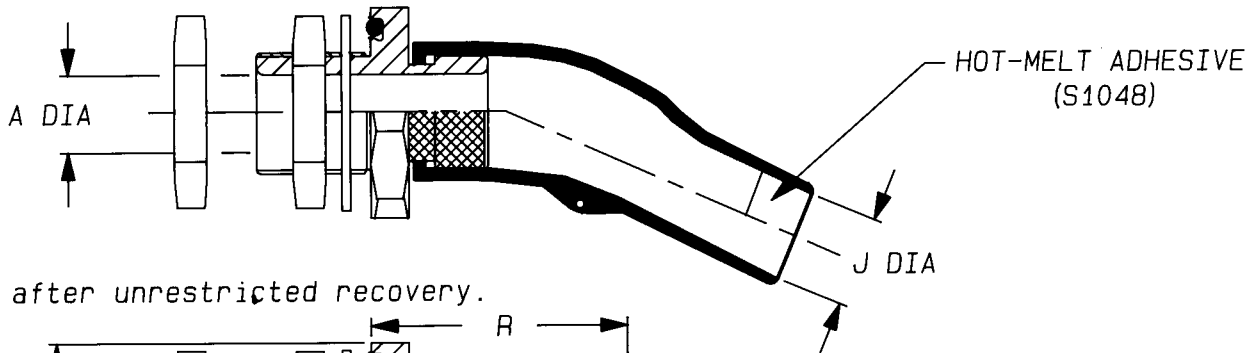
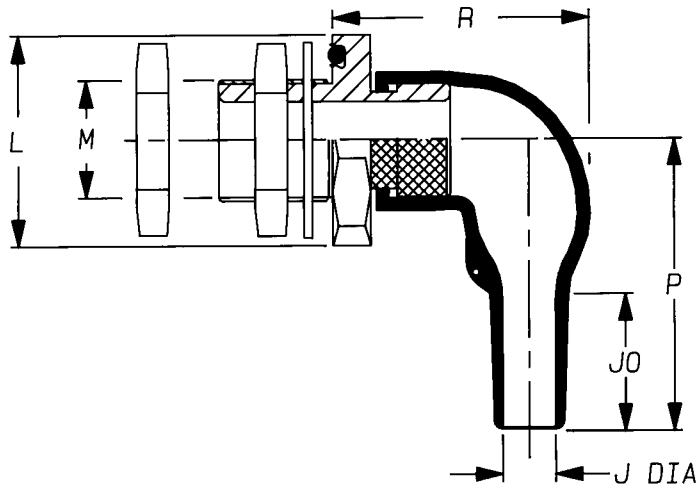


TCFS-**-***-3**-25BW

a) Part as supplied.



b) Part after unrestricted recovery.



KITS TO INCLUDE CLEANING TISSUE, 1 PIECE 100 GRIT EMERY CLOTH.
KIT TO BE USED IN CONJUNCTION WITH TCFS INSTALLATION PROCEDURE.
Dimensions (in millimetres)

PART No.	A min	J min a	M max b	A/F THREAD	Nut	L NOM	P ±10% b	R ±10% b	JO Ref b
TCFS-12	7.4	7	5.7	M12 x 1.5	17	24	25	30	9
TCFS-16	10.1	11	6.0	M16 x 1.5	22	29	32	32	9
TCFS-20	14.1	15	7.2	M20 x 1.5	27	34	39	36	15
TCFS-24	19.1	21	8.5	M24 x 1.5	30	38	46	43	16
TCFS-30	24.1	25	10.0	M30 x 1.5	36	47	55	50	17
TCFS-36	30.1	31	15.8	M36 x 1.5	41	52	80	59	32
TCFS-48	40.1	41	16.9	M48 x 1.5	55	67	108	73	48

Copyright (!)
Urheberrechte

The copyright in this drawing is the property of Raychem Ltd. The drawing is issued on condition that it is not copied, reproduced or disclosed to a third party, either in whole or in part without the prior written consent of Raychem Ltd.

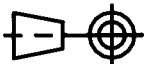
Drawn A.LILLEY. Checked *[Signature]* Issue **3** Date November 1992 Conforms to ISO Recommendations

Approval
Design *[Signature]*

MKTG.

G.C. *[Signature]*

3rd Angle Projection
Not to Scale



Iss.	Date	E.C.R. No.	Details of Change
2	January 1992	H0044	L was %
3	November 1992	H0125	S/S 30 L WAS 48

Material

(-25) DIESEL RESISTANT ELASTOMER

Part Numbering System.

TCFS-**-***-3**-25BW

