



# HC-B 6-ESTQ-2,5

Order No.: 1605611



<http://eshop.phoenixcontact.de/phoenix/treeViewClick.do?UID=1605611>

HEAVYCON male insert, B6 series, 6-pos., QUICKON connection

Commercial data	
GTIN (EAN)	 4 017918 940706
sales group	D000
Pack	10 pcs.
Customs tariff	85369010
Catalog page information	Page 430 (PC-2009)

### Product notes

WEEE/RoHS-compliant since:  
12/01/2005



<http://www.download.phoenixcontact.com>  
Please note that the data given here has been taken from the online catalog. For comprehensive information and data, please refer to the user documentation. The General Terms and Conditions of Use apply to Internet downloads.

## Technical data

General data	
Note	For HEAVYCON ADVANCE and HEAVYCON housing of B6 type. Coding using the CP-HC (1686478) keying profile. HC-B6.../ HC-B10... for two keying profiles. HC-B16.../ HC-B24... for 4 keying profiles. Connectors may be operated only when there is no load/voltage.
Connection method	QUICKON connection
Ambient temperature (operation)	-40 °C ... 125 °C (including heating up of contacts)

Ambient temperature (assembly)	-25 °C ... 50 °C
Pollution degree	3
Surge voltage category	III
Number of positions	6
Insertion/withdrawal cycles	≥ 500
Design	B6
Conductor cross-section	0.34 mm <sup>2</sup> ... 2.5 mm <sup>2</sup>
Connection cross-section AWG	22 ... 14
Wire diameter including insulation	1 mm ... 3.5 mm
Frequency of connections between conductors of the same cross section	10
Assembly instructions	If the conductor is to be reconnected, it must be cut off above the last contact point.

#### Material data

Inflammability class acc. to UL 94	V0
Contact material	Copper alloy
Contact surface material	Ag
Contact carrier material	PA
Material wire insulation	PVC / PE

#### Electrical characteristics

Rated voltage (III/3)	400 V
Rated surge voltage	6 kV
Rated current	16 A

#### Certificates / Approvals



Certification

CSA, CUL, UL

**Accessories**

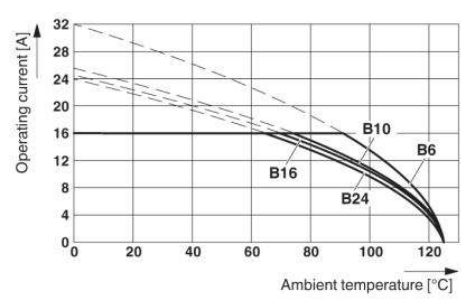
Item	Designation	Description
<b>General</b>		
1586112	HC-B 6-ANDOCK	Docking frame for racks, for contact inserts of B10 type, with four M5 flat headed screws, rack balance x/y axis +/- 1.5 mm
1660407	HC-B 24-ADP-B 6-GY	HEAVYCON adapter plate, type B24 on B6, for panel cutouts of type B24, gray
1644326	HC-B-3PE	PE multiplier, for three PE connections, for HC-B (besides HC-B..E..ZZ) / HC-BB / HC-DD / HC-D40 / HC-D64 contact inserts
1604997	HC-B-PES	PE screw, for contact inserts HC-B / HC-BB / HC-DD / HC-D40 / HC-D64
1685327	HC-B-ZG	Strain relief clamps contact inserts of series: B-, BB-, D 40, D 64, DD and HV, straight cable exit
1685330	HC-B-ZS	Strain relief clamps contact inserts of series: B-, BB-, D 40, D 64, DD and HV, lateral cable exit
1772722	HC-CB	Coding pin, prevents mismatching of up to six plug connectors with an identical number of positions
1676860	HC-CBU	Keying socket for coding up to 16 plug connectors
1676857	HC-CST	Keying peg for coding up to 16 plug connectors
1660957	HC-SMP 125-B 6-AML	HEAVYCON connector assembly frame with panel mounting base with single locking latch, for contact inserts of type B6
1687998	HC-SMR-2B 6	HEAVYCON connector assembly frame, for two contact inserts of type B6
1687956	HC-SMR-B 6	HEAVYCON connector assembly frame, for contact inserts of type B6

**Plug/Adapter**

1686478	CP-HC	Keying profile, 4-section, for pushing into the keying grooves
---------	-------	--

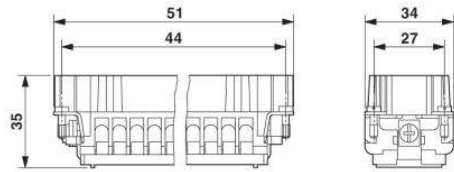
**Diagrams/Drawings**

Diagram

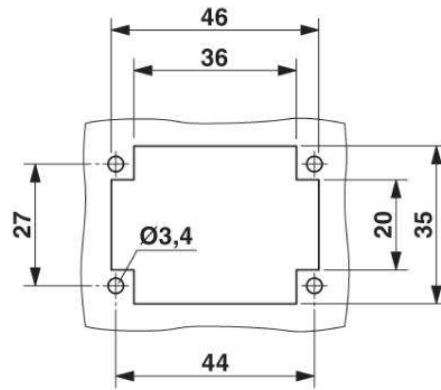


The illustration shows the derating diagram of various series B contact inserts (B6 to B24), conductor cross section 2.5 mm<sup>2</sup>

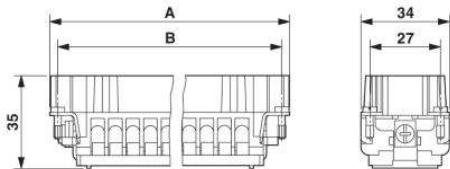
Dimensioned drawing



Male insert




Panel cutout



Schematic diagram

Connector pin assignment, connection side



**Address**

PHOENIX CONTACT Inc., USA  
586 Fulling Mill Road  
Middletown, PA 17057, USA  
Phone (800) 888-7388  
Fax (717) 944-1625  
<http://www.phoenixcon.com>



© 2010 Phoenix Contact  
Technical modifications reserved;