



American Opto Plus LED Corp.
0.30" SMD Type LED Display
SMA301LE-UT G/W
SMC301LE-UT G/W

● **EDIT HISTORY**

Version A: Jul. 24, 2015

Preliminary spec.

Version B: Aug. 17, 2015

1. Modify mechanical dimensions.
2. Modify typical internal equivalent circuit.

Version C: Aug. 31, 2015

Add bin & hue data.



American Opto Plus LED Corp.
0.30" SMD Type LED Display
SMA301LE-UT G/W
SMC301LE-UT G/W

● **FEATURES**

- 0.30 inch (7.62 mm) Digit Height.
- Low current operation.
- Excellent character appearance.
- Super thin SMD type.
- Gray face, White segment.
- RoHS compliant, Pb Free.

● **DESCRIPTION**

The SMA301LE-UT G/W & SMC301LE-UT G/W are 0.30 inch (7.62 mm) height Single digit 7-segment display.

This device utilizes Super Bright Red LED chip which are made from AlGaInP On a transparent GaAs substrate.

The display has Gray face, White segment.

● **DEVICE**

PART NO	DESCRIPTION
SMA301LE-UT G/W	Common Anode
SMC301LE-UT G/W	Common Cathode

RoHS Compliance



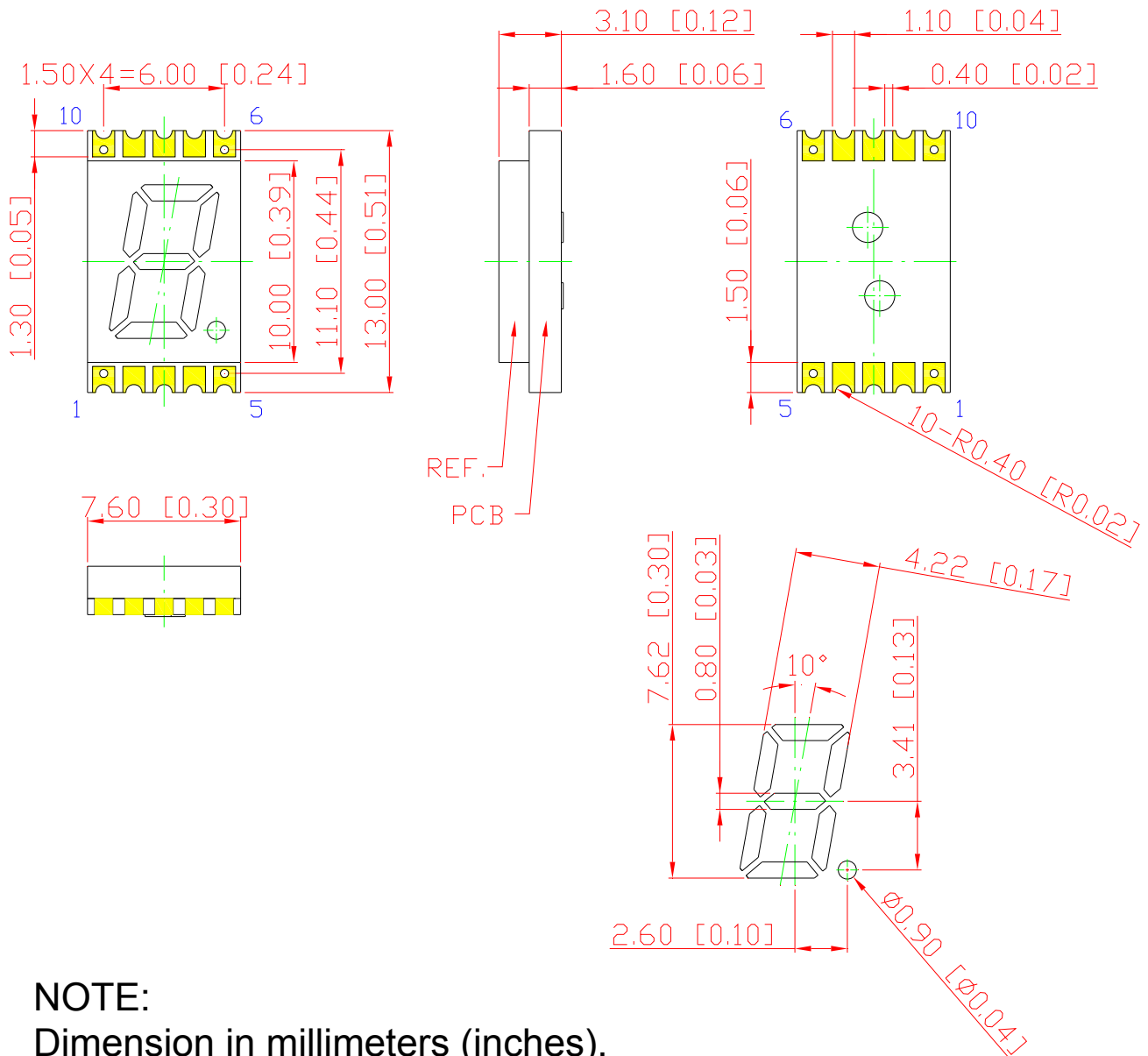
Pb free.





American Opto Plus LED Corp.
0.30" SMD Type LED Display
SMA301LE-UT G/W
SMC301LE-UT G/W

● **MECHANICAL DIMENSIONS**



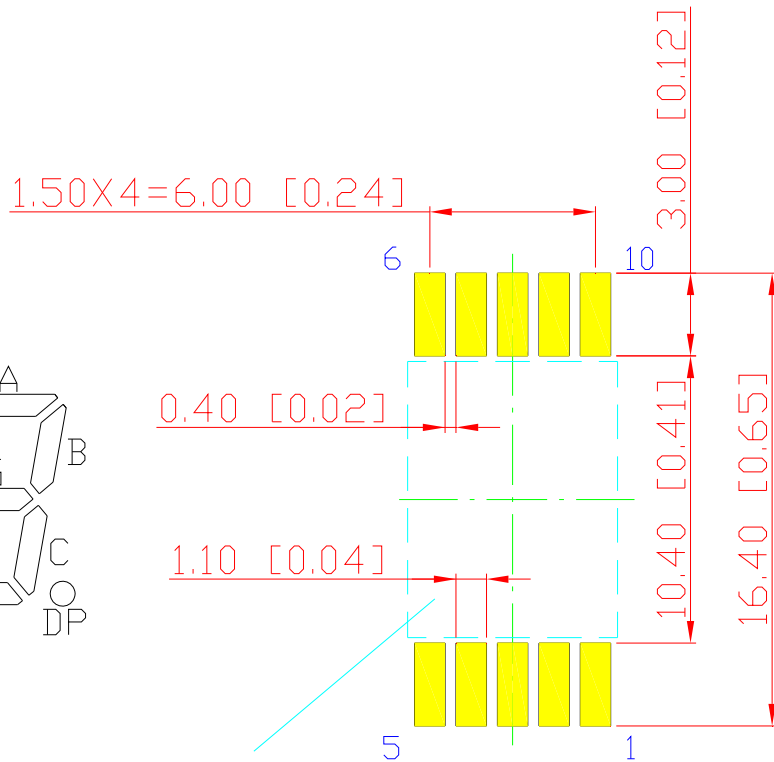
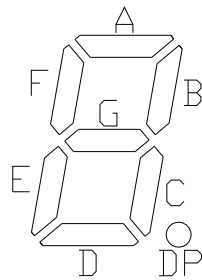
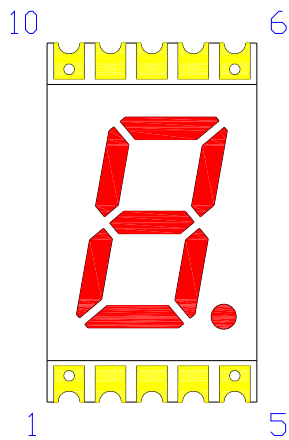
NOTE:
Dimension in millimeters (inches),
and tolerances are $\pm 0.25\text{mm}$ (.01") specified.



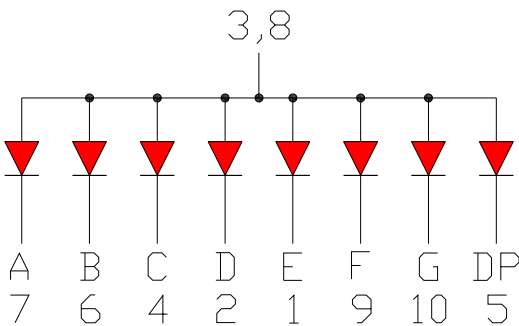
American Opto Plus LED Corp.
0.30" SMD Type LED Display
SMA301LE-UT G/W
SMC301LE-UT G/W

● **TYPICAL INTERNAL EQUIVALENT CIRCUIT**

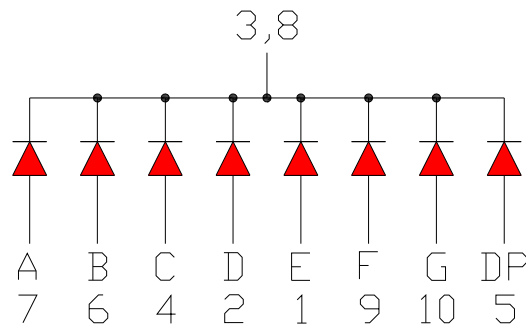
Recommended
Reverse Mount
Solder Pattern



Reflector
(Mounting Hole)



SMA301LE-UT G/W
(Common Anode)



SMC301LE-UT G/W
(Common Cathode)



American Opto Plus LED Corp.
0.30" SMD Type LED Display
SMA301LE-UT G/W
SMC301LE-UT G/W

● **LE: SUPER BRIGHT RED (AlGaInP/GaAs)**

ABSOLUTE MAXIMUM RATING AT Ta=25°C

Parameter	Symbol	Maximum Rating	Unit
Power dissipation	P _{AD}	70	mW
Derating liner from 25°C	-	0.28	mA / °C
Continuous forward current	I _{AF}	25	mA
Peak current (duty cycle 1/10, 1kHz)	I _{PF}	90	mA
Reverse voltage	V _R	5	V
Operating temperature	T _{OPR}	-40 to +105	°C
Storage temperature	T _{STG}	-40 to +105	°C

ELECTRICAL - OPTICAL CHARACTERISTICS AT Ta=25°C

Characteristic	Symbol	Condition	Min.	Type.	Max.	Unit
Forward Voltage, (Per Dice)	V _F	I _F =20mA	-	2.0	2.6	V
Reverse Current, (Per Dice)	I _R	V _R =5V	-	-	10	μA
Peak Wavelength	λ _P	I _F =20mA	-	632	-	nm
Dominant Wavelength	λ _D	I _F =20mA	619	-	629	nm
Luminous Intensity	I _V	I _F =20mA	5	-	25	mcd
Spectral radiation bandwidth	Δλ	I _F =20mA	-	20	-	nm



American Opto Plus LED Corp.
0.30" SMD Type LED Display
SMA301LE-UT G/W
SMC301LE-UT G/W

● **LE: BIN GRADE (Unit : mcd) Test Condition: 5V / 20mA**

	F	G	H
Super Bright Red	5.0 – 11.0	11.1 – 17.0	17.1 – 25.0

● **LE: HUE GRADE (λ_D : nm)**

1	2	3
619.0 – 623.0	623.1 – 626.0	626.1 – 629.0

● **AVAILABLE BIN / HUE TABLE**

F1	G1	H1
F2	G2	H2
F3	G3	H3



American Opto Plus LED Corp.

0.30" SMD Type LED Display

SMA301LE-UT G/W

SMC301LE-UT G/W

● LE: SUPER BRIGHT RED (AlGaInP/GaAs) CURVE

Typical Electro-optical Characteristic Curves
(25 °C Free Air Temperature Unless Otherwise Specified)

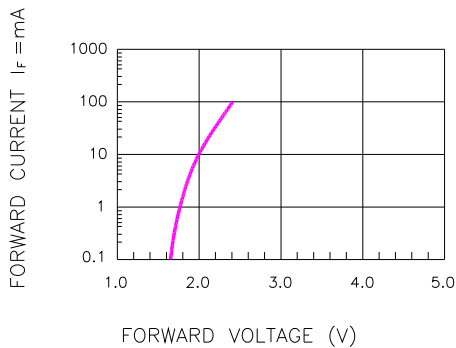


Fig.1 FORWARD CURRENT VS. FORWARD VOLTAGE

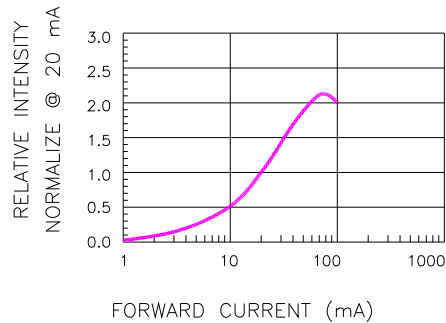


Fig.2 RELATIVE INTENSITY VS. FORWARD CURRENT

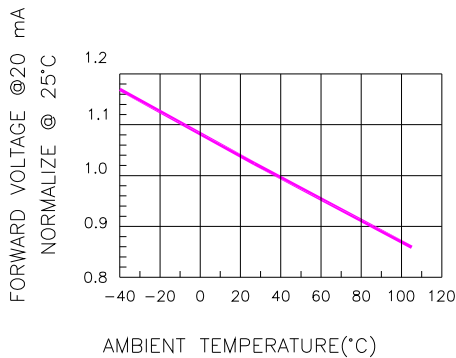


Fig.3 FORWARD VOLTAGE VS. TEMPERATURE

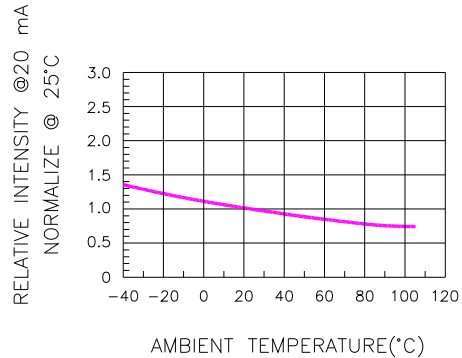


Fig.4 RELATIVE INTENSITY VS. TEMPERATURE

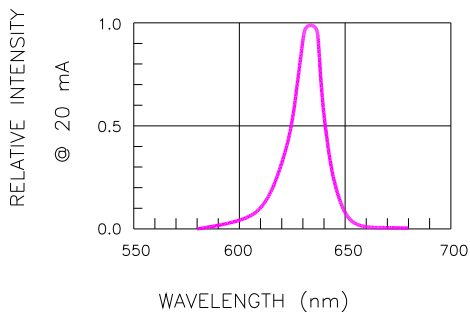


Fig.5 RELATIVE INTENSITY VS. WAVELENGTH

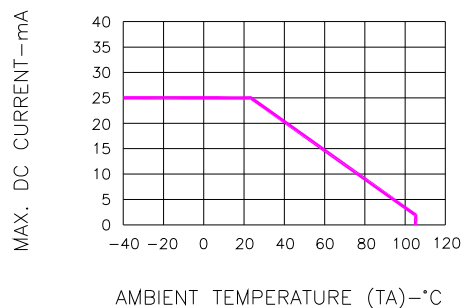


Fig.6 MAX. ALLOWABLE DC CURRENT VS. AMBIENT TEMPERATURE

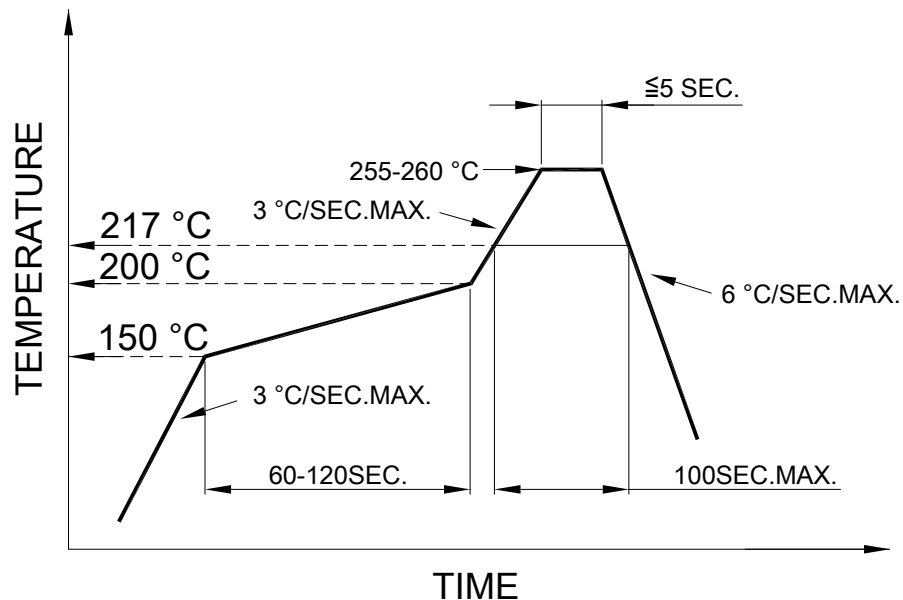


American Opto Plus LED Corp.
0.30" SMD Type LED Display
SMA301LE-UT G/W
SMC301LE-UT G/W

● **SMT REFLOW SOLDERING INSTRUCTIONS**

SMT Soldering Profile

Pb free reflow soldering Profile



- We recommend the reflow temperature 245°C (+/- 5°C).
The maximum soldering temperature should be limited to 260°C.
- Number of reflow process shall be 2 times or less.

● **SOLDERING IRON**

Basic spec is ≤ 4 sec when 260°C. If temperature is higher, time should be shorter (+10°C → 1 sec). Power dissipation of Iron should be smaller Than 15W, and temperature should be controllable. Surface temperature Of the device should be under 230°C.

● **REWORK**

- Customer must finish rework within 3 sec. under 350°C.
- The head of soldering iron cannot touch copper foil.