

Arrays

- For Detailed LED Data, See Discrete Section, MODEL 125

TO ORDER, FOLLOW THE EXAMPLE:

Select one **BOLD** component from each SHADED column in the tables below.

1	Model	2	LED
	PCL1254		-BCA

→Part Number **PCL1254-BCA**

1	Model
PCL1254	Right Angle Four LED Array
PCH125N-200 ^[1]	Right Angle Variable Array
PCV125N-200 ^[1]	Vertical Mount Variable Array


STANDARD INTENSITY - DIFFUSED ENCAPSULATION					
2	LED	Color	λ_{pk} (nm)	I_v^[2] (mcd)	Viewing Angle
	-BR	RED	635	14	60
	-BA	AMB	583	14	60
	-BG	GRN	565	14	60

MEDIUM INTENSITY - TINTED ENCAPSULATION					
	LED	Color	λ_{pk} (nm)	I_v^[2] (mcd)	Viewing Angle
	-BCR	RED	635	60	45
	-BCA	AMB	583	30	45
	-BCG	GRN	565	44	45

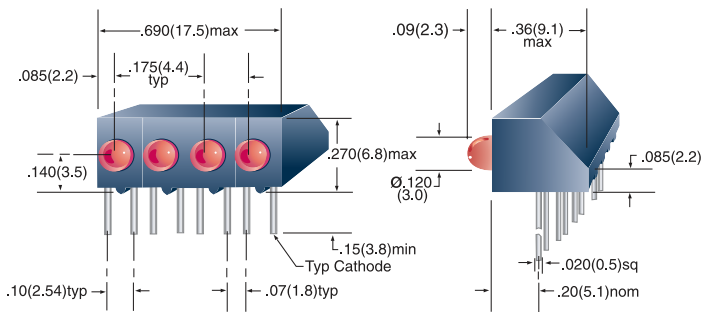
SPECIALTY LEDs						
	LED	Color	λ_{pk} (nm)	I_v^[2] (mcd)	Viewing Angle	Description
	-RLP	RED	635	2.1	50	Low Power
	-ALP	AMB	583	1.6	50	Low Power
	-GLP	GRN	565	2.1	50	Low Power
	-DRG	RED/GRN	635/567	4.3/3.7	118	Bi-Color, Red Cathode
	-BR5V	RED	635	8	60	Integrated Resistor for 5VDC
	-BA5V	AMB	583	8	60	Integrated Resistor for 5VDC
	-BG5V	GRN	565	8	60	Integrated Resistor for 5VDC
	-BR12V	RED	635	8	60	Integrated Resistor for 12VDC
	-BA12V	AMB	583	8	60	Integrated Resistor for 12VDC
	-BG12V	GRN	565	8	60	Integrated Resistor for 12VDC

[1] Replace "N" with the number of LEDs in the array, 2 - 8 (e.g. PCH1253-200).

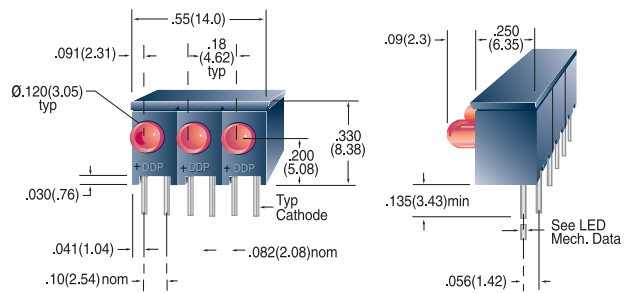
[2] I_v = typical luminous intensity @ I_f = 20mA (T_a=25°C), Low Power LEDs @ I_f = 2mA, Integrated Resistor LEDs @ V_f = 5VDC or @ V_f = 12VDC. Bi-color LEDs @ I_f=10mA.



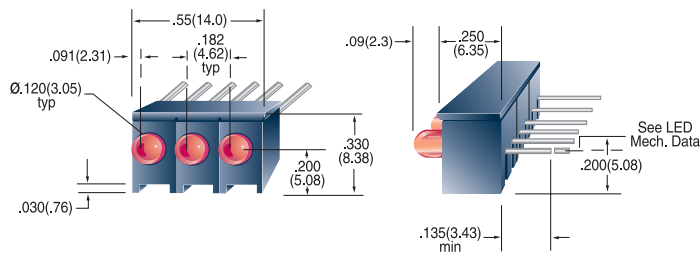
PCL1254



PCH1253-200



PCV1253-200



All dimensions are in inches (mm)
 Tolerances: .xx"(.x) ±.025"(.63) / .xxx"(.xx)±.010"(.25)
 Specifications are subject to change without notice.