



Go-No Go AC Current Sensing Relay

MCDR

Specifications

Electrical

Input Supply Voltage: None Required
Pick-Up Range*:
 10 or 20 Amps +5%, -25%
Pick-Up/Drop-Out Delay: 0.1 Sec.
Drop-Out Range: 2.5 Amps Minimum
Frequency: 47 to 63 Hz
Maximum Current Range:
 100 Amps Continuous
 150 Amps 1 Minute Max
Reset: Automatic
Output Rating 1 FORM C @ 25°C:
 10 Amps @ 120VAC
 6 Amps @ 250VAC, 5 Amps @ 30VDC
 300W (D.C.) 1600VA (A.C.) Max.
 switching power (resistive)
 100,000 Full Load Electrical Cycles

Physical

Maximum Load Wire Diameter:
 0.7" Dia.
Mounting: Surface, #6 Screw
Termination: Screw Terminals
Packaging: Epoxy Filled
Weight: 6 Oz.

Ambient Temperatures

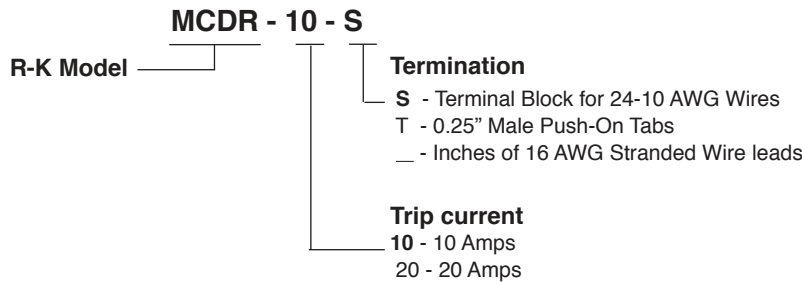
Operating: 0°C to 40°C
Storage: -40°C to 85°C



*Other currents available. Consult factory.

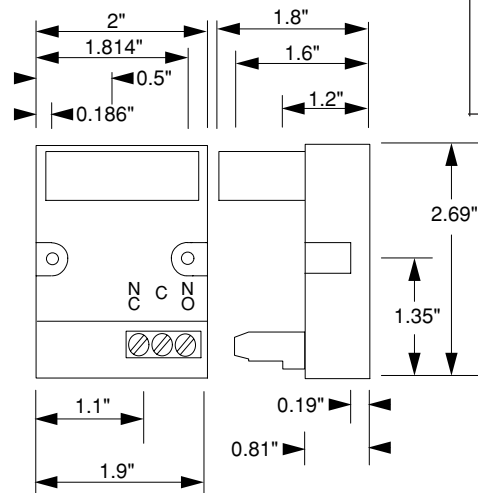


Ordering Information



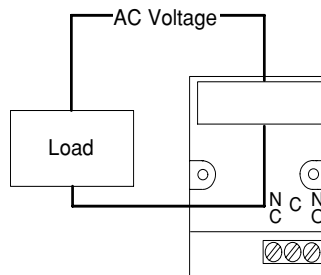
- Self Powered
- 10 or 20 Amp Trip Points
- 100 Amps AC Overload
- 10 Amp Contact
- Stranded Wire Leads
- Large Wire Thru Hole
- DIN Rail Mountable
- Compact Design
- Low Cost

Dimensions



Connections

Number of Passes Thru the CT	Pick up	Drop out
1	10.0	2.5
2	5.0	1.3
3	3.3	0.9
4	2.5	0.7
5	2.0	0.5



Operation

AC Current Sensing

The MCDR generates its own operating power from the monitored current line. No external power supply is needed. A current greater than the pick up current is required to energize the output relay. The output relay will stay energized until the current in the line being monitored drops below the drop out current level for the MCDR. Sensitivity can be increased with multiple passes through the MCDR CT (See table in connection diagram).

