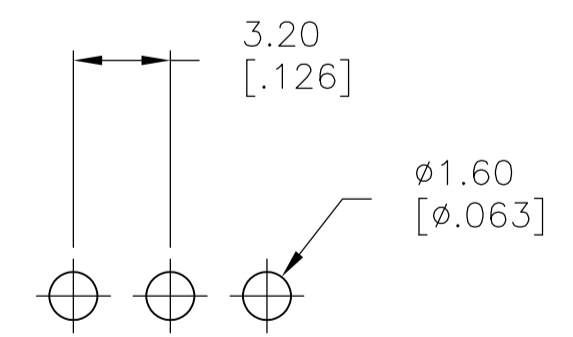
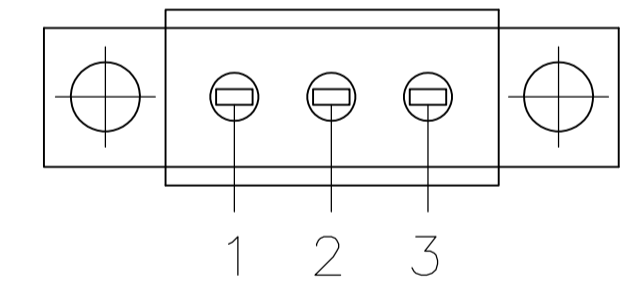
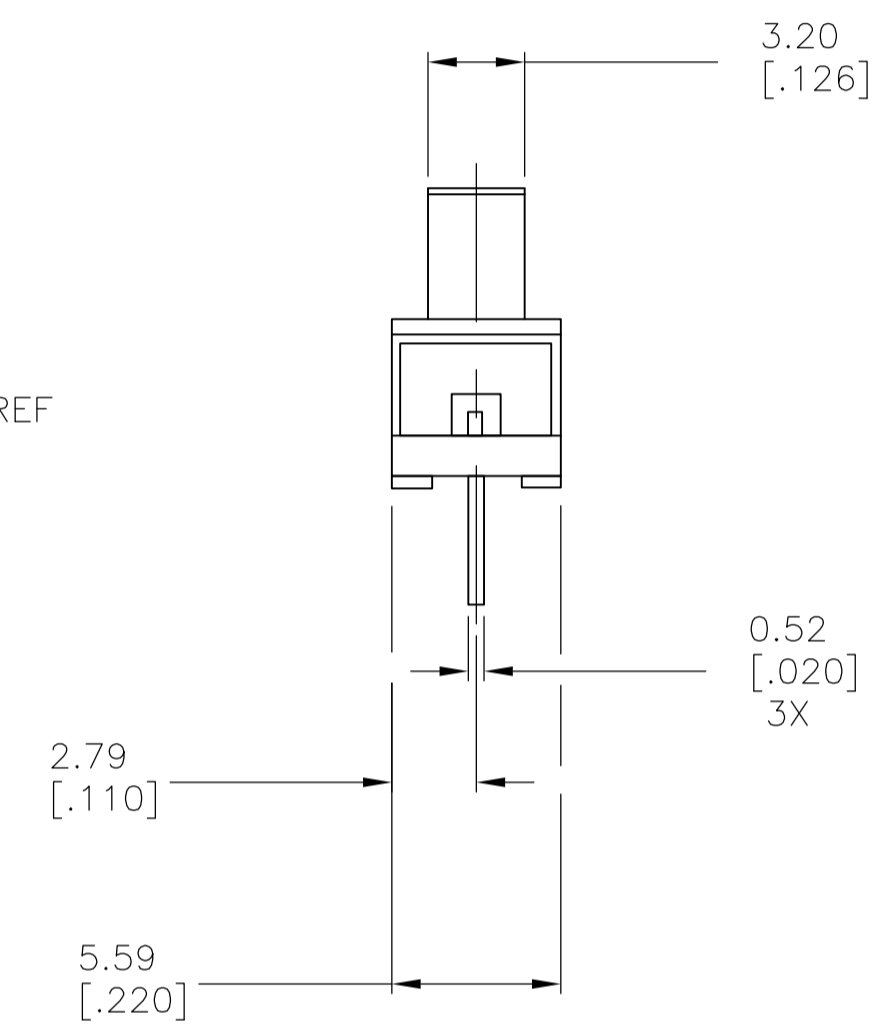
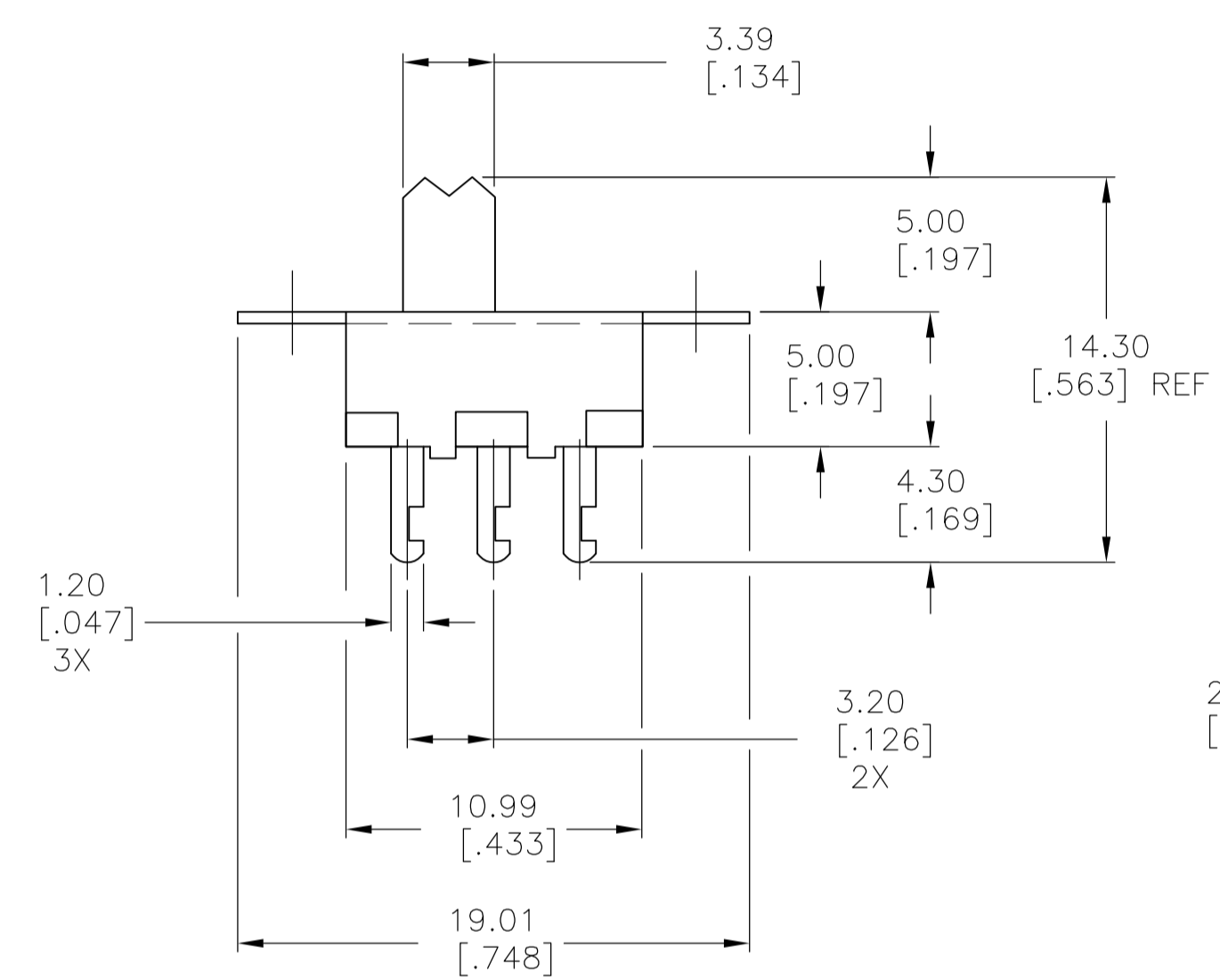
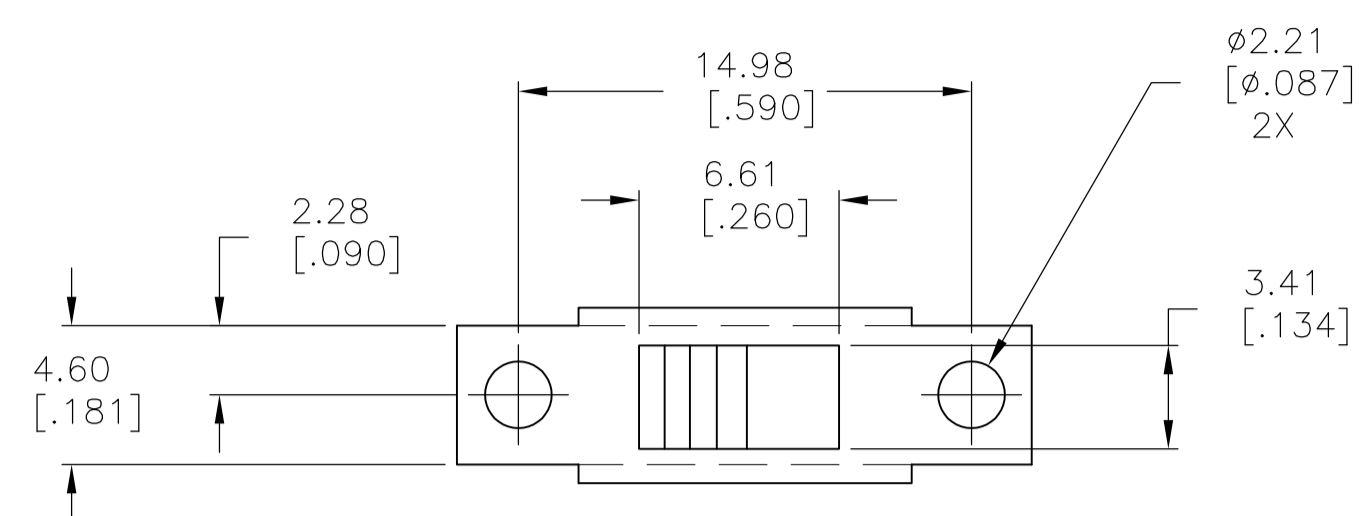


LOC		DIST		REVISIONS			
AD	00	REV	DATE	BY	CHK	APPV	
A1		REVISED PER ECO-08-010892	05MAY08	HMR	SM		



RECOMMENDED HOLE LAYOUT

SPECIFICATIONS:  
 BREAK-BEFORE-MAKE

MATERIALS:  
 FRAME- STEEL, ZINC PLATE  
 ACTUATOR- PBT G30, BLACK  
 FIXED CONTACT/TERMINAL- COPPER ALLOY, SILVER OVER NICKEL PLATE  
 MOVING CONTACT- COPPER ALLOY, SILVER OVER NICKEL PLATE  
 COIL SPRING- STEEL WIRE  
 TERMINAL BOARD- PHENOLIC, UL94HB

ELECTRICAL:  
 CONTACT RATING- 300 MILLIAMPS@125V AC  
 CONTACT RESISTANCE- 30 MILLIOHMS MAX (INITIAL),60 MILLIOHMS AFTER TEST  
 INSULATION RESISTANCE- 500 MEGOHMS MIN AT SEA LEVEL  
 DIELECTRIC STRENGTH- 500 VAC RMS AT SEA LEVEL  
 LIFE EXPECTANCY- 10,000 CYCLES MIN. NO LOAD & 6,000 MIN AT RATED

MECHANICAL:  
 ACTUATION FORCE- 350 +/-200 GRAMS  
 TRAVEL- .106 (2.69MM)

ENVIRONMENTAL:  
 OPERATING TEMPERATURE- -20 TO +85 DEGREES C  
 STORAGE TEMPERATURE- -40 TO +100 DEGREES C  
 RESISTANCE TO SOLDER HEAT- 260 C FOR 10 SEC PER 109-202, COND. B  
 SOLDERABILITY- PER EIA-364-56A, PROCEDURE 3, COND. B

- NOTES:  
 1 ALL MATERIALS AND FINISHES SHALL COMPLY WITH EU DIRECTIVE 2002/95/EC 2002/95/EC OF 27JAN2003 (ROHS)  
 2 ALL PERFORMANCES SPECIFICATIONS WERE TESTED IN ACCORDANCE WITH JIS-C-5441 UNLESS OTHERWISE STATED.

1-2	2-3	SLS12104	1825076-1
LEFT	RIGHT	ALCO PART NUMBER	TE PART NUMBER
ACTUATOR POSITION			

THIS DRAWING IS A CONTROLLED DOCUMENT.		DIN: B.S.VISWESWARA CHK: M.S.SARVER		Tyco Electronics Corporation Harrisburg, PA 17105-3608	
DIMENSIONS: mm [INCHES]		TOLERANCES UNLESS OTHERWISE SPECIFIED:		Tyco Electronics Corporation	
0 PLC ± -		1 PLC ± -		NAME: SLIDE SWITCH (SLS-121) SPDT W/TABS	
2 PLC ± -		3 PLC ± 0.25(.010)		PRODUCT SPEC: -	
4 PLC ± -		ANGLES ± -		APPLICATION SPEC: -	
MATERIAL: -		FINISH: -		SIZE: A1	
		WEIGHT: -		CAGE CODE: 00779	
				DRAWING NO: 1825076	
				RESTRICTED TO: -	
				SCALE: 4:1	
				SHEET: 1 OF 1	
				REV: A1	