

PRODUCT NO

SEE TABLE

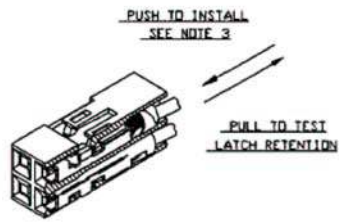


FIGURE 1

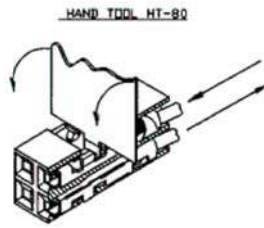


FIGURE 2

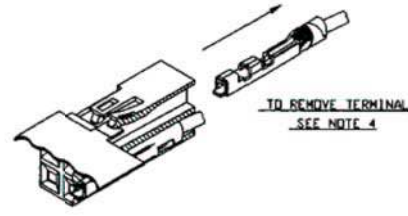
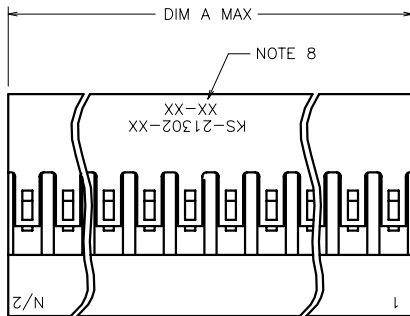
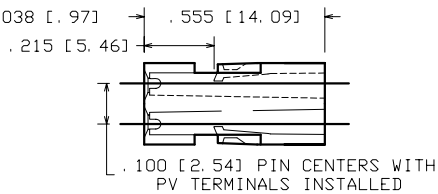
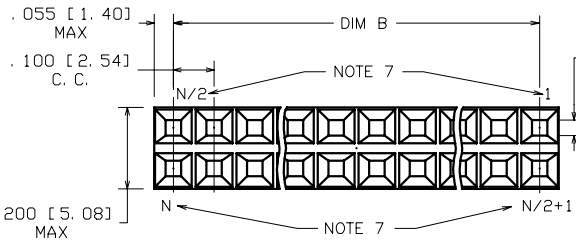


FIGURE 3



NOTES:

- ① MOLDING MATL: MODIFIED POLYPHENYENE ETHER, FLAME RETARDANT PER UL-94V-0, COLOR: BLACK.
2. PIN LENGTH TO BE .210/5.33 MIN. RECOMMENDED PIN LENGTH IS .225 ±.015/5.71 ±0.38.
- ③ TO LATCH TERMINAL—PUSH AS SHOWN IN FIGURE #1, BE SURE THAT LATCH SNAPS DOWN.
- ④ TO REMOVE TERMINAL—PUSH TERMINAL FORWARD. LIFT LATCH WITH HAND TOOL. AS SHOWN IN FIG.#2 & 3. DAMAGE TO LATCH CAN OCCUR IF LIFTED MORE THAN 25° ANGLE TO TOP OF HOUSING.
5. TERMINAL MUST BE CRIMPED PROPERLY FOR SATISFACTORY LATCHING. SEE TA-75 FOR CRIMPING INSTRUCTIONS. PRODUCT SPECIFICATION: BUS-12-067.
6. THIS HOUSING IS INTENDED FOR USE WITH MINI PV™ TERMINAL WITH 22-36 GAUGE WIRE.
- ⑦ MARK LETTERS .060/1.52 HIGH ON END POSITIONS ONLY BOTH SIDES IN WHITE AS SHOWN. FIRST POSITION MARKED 1, "N" DESIGNATES TOTAL NO. OF POSITIONS.
- ⑧ KS NO. TO BE MARKED SAME STYLE AS NOTE 7, CENTERED BETWEEN ENDS OF PART AS SHOWN. MARK WEEK AND YEAR OF MANUFACTURE AS SHOWN, SAME STYLE AS NOTE 7.
9. FOR DASH NO. -035, -034, & -033 MARK PER FIGURE 4, 5, & 6, RESPECTIVELY.
10. PRODUCT MEETS EUROPEAN UNION DIRECTIVES AND OTHER COUNTRY REGULATIONS AS DESCRIBED IN GS-22-008
11. THE PRODUCT IS NOT INTENDED TO BE EXPOSED TO A MANUFACTURING SOLDER PROCESS.



mat'l. code SEE NOTE 1		surface	tolerance	projection	product family PV HOUSINGS
ltr	ec'n no	dr	date	tolerances unless otherwise specified	title
F	v51208	GAH	1995-12-19	angles	MINI LATCH HOUSING DOUBLE ROW .100 [2.54] CC
G	v03-1289	TAB	2003-12-05	linear	
H	v03-1359	VS	2004-03-10	0°±2'	INCH/MM
J	v05-0715	HTB	2005-07-29	dr	scale 2:1
K	v06-0420	HTB	2006-05-08	engr	FCJ
L	v07-0511	HTB	2007-08-07	chr	
				appd	
sheet	revision	L	L		dwg no
index	sheet	1	2		sheet 1 of 2
					size
					A3
					type
					Product Customer Drawing

PRODUCT NO	NO.OF POS.	DIM A MAX	DIM B	CUSTOMER PART NO.
65981-001LF	72	3.600/91.44	3.500/88.90	N/A
65981-002LF	70	3.500/88.90	3.400/86.36	N/A
65981-003LF	68	3.400/86.36	3.300/83.82	N/A
65981-004LF	66	3.300/83.82	3.200/81.28	N/A
65981-005LF	64	3.200/81.28	3.100/78.74	N/A
65981-006LF	62	3.100/78.74	3.000/76.20	N/A
65981-007LF	60	3.000/76.20	2.900/73.66	N/A
65981-008LF	58	2.900/73.66	2.800/71.12	N/A
65981-009LF	56	2.800/71.12	2.700/68.58	N/A
65981-010LF	54	2.700/68.58	2.600/66.04	N/A
65981-011LF	52	2.600/66.04	2.500/63.50	N/A
65981-012LF	50	2.500/63.50	2.400/60.96	KS 21302 L8
65981-013LF	48	2.400/60.96	2.300/58.42	N/A
65981-014LF	46	2.300/58.42	2.200/55.88	N/A
65981-015LF	44	2.200/55.88	2.100/53.34	N/A
65981-016LF	42	2.100/53.34	2.000/50.80	N/A
65981-017LF	40	2.000/50.80	1.900/48.26	N/A
65981-018LF	38	1.900/48.26	1.800/45.72	N/A
65981-019LF	36	1.800/45.72	1.700/43.18	N/A
65981-020LF	34	1.700/43.18	1.600/40.64	KS 21302 L7
65981-021LF	32	1.600/40.64	1.500/38.10	N/A
65981-022LF	30	1.500/38.10	1.400/35.56	N/A
65981-023LF	28	1.400/35.56	1.300/33.02	N/A
65981-024LF	26	1.300/33.02	1.200/30.48	KS 21302 L6
65981-025LF	24	1.200/30.48	1.100/27.94	KS 21302 L5
65981-026LF	22	1.100/27.94	1.000/25.40	N/A
65981-027LF	20	1.000/25.40	.900/22.86	N/A
65981-028LF	18	.900/22.86	.800/20.32	N/A
65981-029LF	16	.800/20.32	.700/17.78	N/A
65981-030LF	14	.700/17.78	.600/15.24	N/A
65981-031LF	12	.600/15.24	.500/12.70	N/A
65981-032LF	10	.500/12.70	.400/10.16	N/A
65981-033LF	8	.400/10.16	.300/7.62	KS 21302 L9
65981-034LF	6	.300/7.62	.200/5.08	N/A
65981-035LF	4	.200/5.08	.100/2.54	N/A



FIG. 4

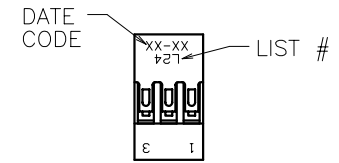


FIG. 5

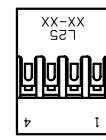


FIG. 6



FCconnect.com

Copyright FCI

mat'l. code SEE NOTE 1		surface ✓	tolerance	projection ⊕	product family PV HOUSINGS
ltr	ecr no	dr	date	tolerances unless otherwise specified	title
L				angles linear XX+01/XX+3 XXX+005/XXX+3 XXXX+0020/XXX+051	MINI LATCH HOUSING DOUBLE ROW .100 [2.54] CC
				0'±2'	INCH/MM scale 1:1
		dr	G. HULL	1995-12-19	dwg no 65981
		engr	T. HANNA	1995-12-19	sheet 2 of 2 size A3
		chr	T. BREWBAKER	1995-12-19	type Product Customer Drawing
		appd	T. HANNA	1995-12-19	
sheet index	revision sheet				