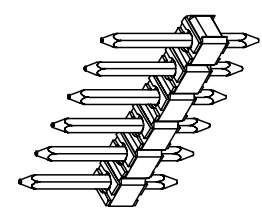
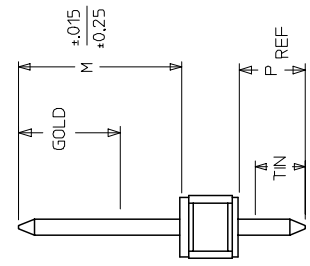
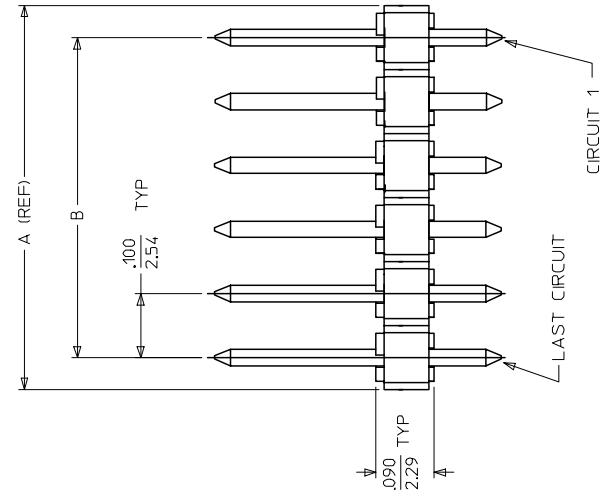
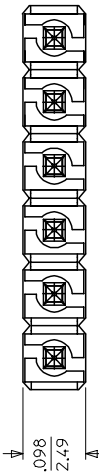


13	12	11	10	9	8	7	6	5	4	3	2	1	
NO. PKTS.	A	B											
J	2	.200	.100										
	3	5.08	2.54										
	4	7.62	3.81										
	5	10.16	5.08										
	6	12.70	6.35										
	7	15.24	7.62										
	8	17.78	8.89										
	9	20.32	10.16										
	10	22.86	11.43										
	11	25.40	12.70										
	12	27.94	13.97										
	13	30.48	15.24										
	14	33.02	16.51										
	15	35.56	17.78										
	16	38.10	19.05										
	17	40.64	20.32										
	18	43.18	21.59										
	19	45.72	22.86										
	20	48.26	24.13										
	21	50.80	25.40										
	22	53.34	26.67										
	23	55.88	27.94										
	24	58.42	29.21										
	25	60.96	30.48										
	26	63.50	31.75										
	27	66.04	33.02										
	28	68.58	34.29										
	29	71.12	35.56										
	30	73.66	36.83										
	31	76.20	38.10										
	32	78.74	39.37										
	33	81.28	40.64										
	34	83.82	41.91										
	35	86.36	43.18										
	36	88.90	44.45										
	37	91.44	45.72										



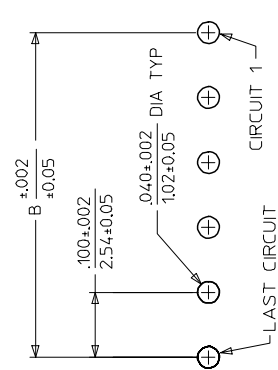
6 CKT ISO SHOWN
FOR REF. ONLY

NOTES:

- MATERIAL: HOUSING: NYLON 46, GLASS FILLED, UL94V-0. COLOR: BLACK
0.64/.025 SO PIN: PHOSPHOR BRONZE
- FINISH:
A- (154) OVERALL TIN: THICKNESS=150 M.I. MINIMUM.
B- (208) SELECTIVE GOLD IN CONTACT AREA: THICKNESS=45 M.I. MINIMUM;
SELECTIVE TIN IN PC TAIL AREA: THICKNESS=100 M.I. MINIMUM;
NICKEL OVERALL.
C- (228) SELECTIVE GOLD IN CONTACT AREA: THICKNESS=30 M.I. MINIMUM;
SELECTIVE TIN IN PC TAIL AREA: THICKNESS=100 M.I. MINIMUM,
NICKEL OVERALL.
* THE PRIMARY SHIPPING CARTON WILL BE LABELED. *COMPLIANT TO ROHS
DIRECTIVE '2002/95/EC AND ELV ANNEX II OF DIRECTIVE '2000/53/EC'. AND
CARTONS WITHOUT THIS LABEL MAY CONTAIN PRODUCT WITH TIN-LEAD.
- PRODUCT SPEC: NONE AVAILABLE
- PACKAGING INFORMATION: SEE SHEET 2
- PARTS ARE NOT STACKABLE ON .100 CENTERS

GENERAL DOC	2-*	A
METRIC	1	A
DESIGN UNITS	INCH	
SCALE	---	
TITLE	CUSTOM HEADER .100/(2.54) CENTERLINE BREAKAWAY-SINGLE ROW	
DRAWN BY	DATE	
ELHAG	2003/10/13	
CHECKED BY	DATE	
ELHAG	2003/10/13	
APPROVED BY	DATE	
SMITH	2003/10/29	
MATERIAL NO.	DOCUMENT NO.	
SEE CHART	SD-68300-200	SHEET NO.
THIS DRAWING CONTAINS INFORMATION THAT IS PROPRIETARY TO MOLEX	INCORPORATED AND SHOULD NOT BE USED WITHOUT WRITTEN PERMISSION	1 OF 2

QUALITY SYMBOLS	DESCRIPTION
0	APPROVED
0	REVISION
REV	DATE
A	2004/09/23
DRW	2004/09/23
APP	2004/09/24
CHK	2004/09/24



PCB LAYOUT: COMPONENT SIDE
RECOMMENDED PCB THICKNESS: .062
1.57



CUSTOM HEADER

68300

MATERIAL NO	PIN NO	PLT REF	DIM M	DIM P	FINAL NO OF CKTS	VOID CKT NO	KINKE D PIN	PACK PER	
68300-1100	42663-DHD567	567	<u>.540</u> 13.72	<u>.170</u> 4.32	8	NONE	NONE	PK-40873-0041	
68300-2000	42663-AXB567	567	<u>.250</u> 6.35	<u>.200</u> 5.08	2	NONE	NONE	PK-40873-0041	
68300-2001	42663-AXB567	567	<u>.250</u> 6.35	<u>.200</u> 5.08	3	NONE	NONE	PK-40873-0041	
68300-2002	42663-AXB567	567	<u>.250</u> 6.35	<u>.200</u> 5.08	8	5	NONE	PK-40873-0041	
68300-2003	42663-ARB567	567	<u>.230</u> 5.84	<u>.200</u> 5.08	5	NONE	NONE	PK-40873-0041	*****
68300-2004	42663-ARB567	567	<u>.230</u> 5.84	<u>.200</u> 5.08	6	NONE	NONE	PK-40873-0041	*****
68300-2005	42663-ARB567	567	<u>.230</u> 5.84	<u>.200</u> 5.08	8	NONE	NONE	PK-40873-0041	*****
68300-2006	42663-AXB567	567	<u>.250</u> 6.35	<u>.200</u> 5.08	5	NONE	NONE	PK-40873-0041	
68300-2007	SAME AS 42375-2910								SEE DWG A-42375
68300-2008	SAME AS 42375-2487								SEE DWG A-42375
68300-2009	SAME AS 42375-2486								SEE DWG A-42375

***** NOT RELEASED TO PRODUCTION
SHEET 1 IS ME10

REVISION: A	REVISION DATA EC: UCP2004-0469 DATE: 09/16/2004	TITLE: CUSTOM HEADER 100 CENTER BREAKAWAY, SINGLE ROW	SHEET No. 2
DOCUMENT NUMBER: SD-68300-200		CREATED / REVISED BY: RHOLTS	CHECKED BY: AELHAG
		APPROVED BY: FSMITH	



CUSTOM HEADER

68300

REVISION: A	REVISION DATA EC: UCP2004-0469 DATE: 09/16/2004	TITLE: CUSTOM HEADER 100 CENTER BREAKAWAY, SINGLE ROW	SHEET No. 3
DOCUMENT NUMBER: SD-68300-200	CREATED / REVISED BY: RHOLTS	CHECKED BY: AELHAG	APPROVED BY: FSMITH