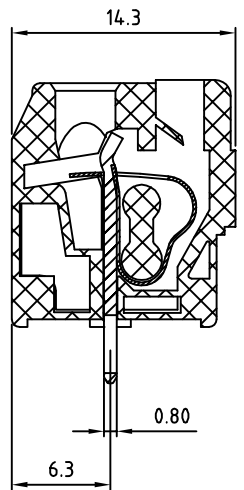
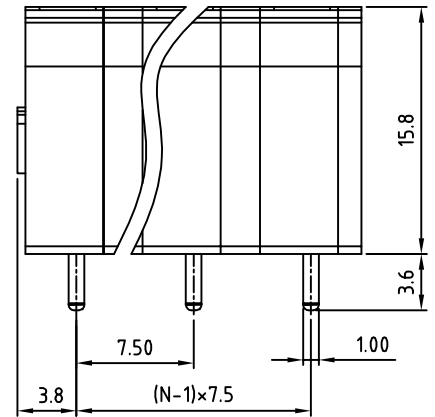
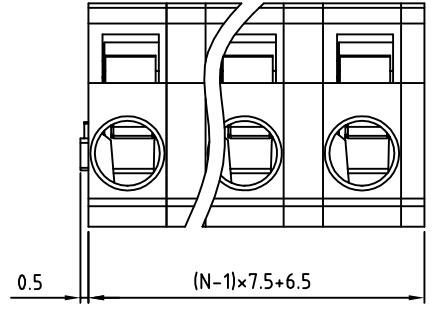
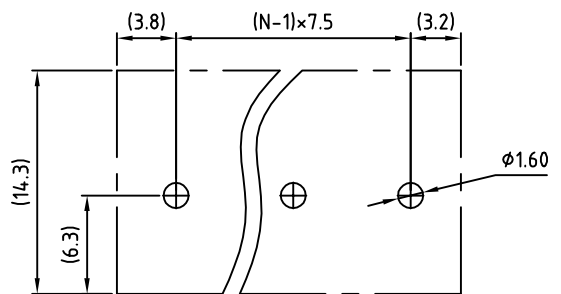


SIGN	DATE	DESCRIPTION	APPROVER
<i>THIS IS CAD DRAWING, DO NOT REVISE MANUALLY!!!</i>			



N=Number of contacts



P.C.B LAYOUT

- Material**
- Terminal body (Contact pin): Brass
  - Wire guard: Stainless steel
  - Surface of solder tail: Tin plated
  - Insulator (housing): Thermoplastic (UL94V-0)
- Electrical**
- Voltage rating: 250VAC
  - Current rating: 8A
  - Wire range:
    - Solid wire(AWG): 12-28
    - Stranded wire(AWG): 12-28
  - Wire strip length: 6-7mm
  - Withstanding Voltage: 1.5KV
  - Operating temperature: -30°C to +105°C
  - Soldering temperature: 250°C±10°C/5 Sec
  - Safety approval: us
- RoHS Compliant

PART NUMBER:

**OSTHMXX9080**

No. of Poles  
 02: 2 Poles  
 :  
 :  
 12: 12 Poles

COLOR  
 0: Black  
 5: Green  
 6: Blue  
 8: Grey (Standard)

THESE DRAWINGS AND SPECIFICATIONS ARE THE PROPERTY OF ON-SHORE TECHNOLOGY, INC. AND SHALL NOT BE REPRODUCED, COPIED OR USED IN ANY MANNER WITHOUT THE PRIOR WRITTEN CONSENT OF ON-SHORE TECHNOLOGY, INC.



TITLE		OSTHM 7.5mm Series Dip solder			
PART NO.	OSTHMXX9080	DWG NO.	OSTHMXX9080.DWG		
APPROVED	CHECKED	DESIGNED	DRAWN	CUST NO.	Tolerance
Shi jun 2006.11.01	Marvin 2006.06.26	Marvin 2006.06.26	Marvin 2006.06.26		X. ±0.50 X.X ±0.30 X.XX ±0.10 X° ±1°
SHEET: 01/01				REV: D	UNIT: mm SCALE: NONE