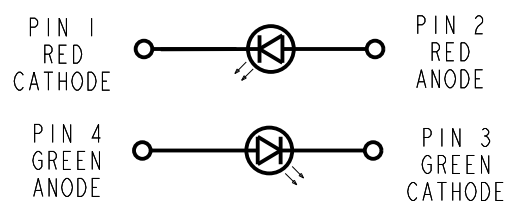


TAPING SPECIFICATIONS

OPERATING CHARACTERISTICS AT 25°C AMBIENT													
LED COLOR	LUMINOUS INTENSITY @ I _F = 2 mA (mcd)			FORWARD VOLTAGE @ I _F = 2 mA (V)		REVERSE CURRENT (μA) V _R = 12V		DOMINANT WAVELENGTH (nm)			PEAK WAVELENGTH (nm)	VIEWING ANGLE (DEG)	
	MIN	TYP	MAX	TYP	MAX	TYP	MAX	MIN	TYP	MAX	TYP	TYP	
RED/GRN	RED	4.5	—	18	1.8	2.2	0.01	10	624	630	636	643	120
	GREEN	2.8	—	11.2	—	—	—	—	566	570	575	572	

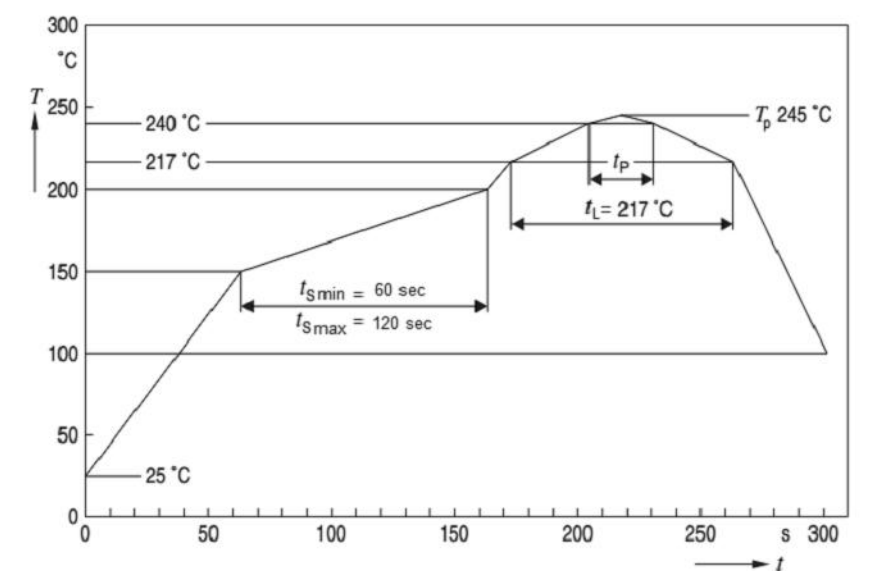


LED SCHEMATIC

NOTES:

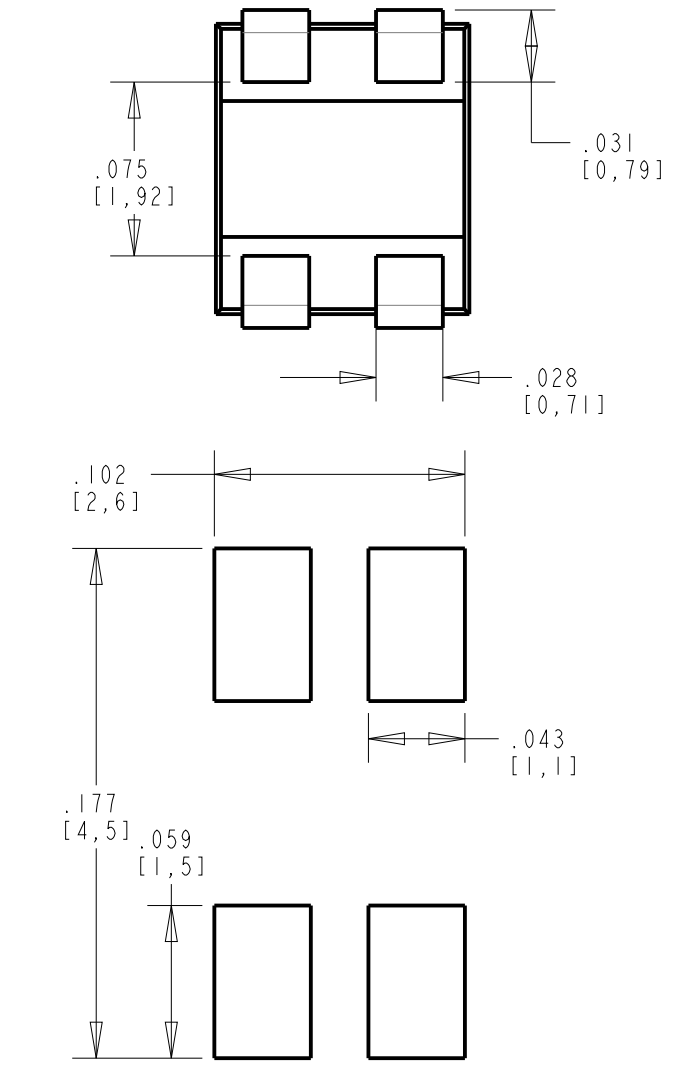
- EPOXY COLOR: WATER CLEAR.
- DIE: AlInGaP FOR BOTH COLORS
- LEAD FINISH: 100% TIN (Sn) OVER NICKEL (Ni) UNDERPLATING ON COPPER ALLOY (Cu).
- SOLDER ADHERANCE: BOTH LEADS PER MIL-STD-202E, METHOD 208C.
- PART TAPED AND REELED PER EIA-RS-481-1.
- SUFFIX -202F FOR 20 PCS ON A SAMPLE TAPE STRIP.
- SUFFIX -207F FOR 7" DIAMETER REEL, PACKAGED 2000 PCS PER REEL.
- LABELING FOR REEL AND OUTSIDE OF ALUMINUM FOIL BAG: DIALIGHT P/N, R/G BICOLOR, QUANTITY PER REEL, DATE CODE, INTENSITY BIN CODE, LOT NUMBER AND COUNTRY OF ORIGIN.
- DIALIGHT P/N: 597-7701-202F, 597-7701-207F.
- TAPE AND REEL LEDS MAY REQUIRE RE-TAPING AFTER TWELVE MONTHS.
- MSL LEVEL: 2
- ESD WITHSTAND VOLTAGE UPTO 2kV ACC. TO JESD22-A114-D

REV	ECN NO	REVISIONS	DRN	CKD	APP	DATE
A	—	NEW RELEASE	TWC	—	—	—
B	—	UPDATED SPECS FOR LC 2mA LED	BP	—	NO	3-13-18
C	—	UPDATED LED DIE IN NOTE 2, ADDED NOTE 11 & 12	BP	—	NO	3-14-18



RECOMMENDED RoHS SOLDER PROFILE

ABSOLUTE MAXIMUM RATINGS AT 25 °C AMBIENT	RED/GRN	YLW/GRN	UNITS
CONTINUOUS FORWARD CURRENT	15		mA
REVERSE VOLTAGE	12		V
SURGE CURRENT	100		mA
PEAK SOLDERING TEMPERATURE	245		°C
OPERATING TEMPERATURE	-40 TO +100		°C
STORAGE TEMPERATURE	-40 TO +100		°C
TIME ABOVE LIQUIDUS TEMPERATURE (t _L)	80 Seconds Minimum		S
	100 Seconds Maximum		
TIME WITHIN 5°C OF SPECIFIED PEAK TEM (T _p - 5°C)	10 Seconds Minimum		S
	30 Seconds Maximum		
PEAK TEMPERATURE T _p	245 Recommended		°C
	260 Maximum		
RAMP-UP RATE TO PREHEAT (25°C TO 150°C)	2 °C/s Recommended 3 °C/s Max		°C/S
RAMP-UP RATE TO PEAK (T _{Smax} to T _p)	3 °C/s Recommended		°C/S
RAMP-DOWN RATE (T _p to 100°C)	6 °C/s Max		
TIME (25°C to T _p)	480 Seconds Maximum		s



RECOMMENDED SOLDER PAD LAYOUT

THIS DRAWING AND THE CONTENTS HEREIN ARE CONFIDENTIAL AND THE SOLE PROPERTY OF DIALIGHT CORP. REPRODUCTION OF THIS DRAWING OR CONSTRUCTION OF ANY PARTS WITHIN THIS DRAWING ARE FORBIDDEN WITHOUT THE WRITTEN CONSENT OF DIALIGHT CORP.

SCALE: 17.000
ALL DIM'S: INCH (mm)

TOLERANCES: UNLESS OTHERWISE SPECIFIED
FRACTIONS: ±1/64
DECIMALS (.XX): ±.01
DECIMALS (.XXX): ±.005
DECIMALS (.XXXX): ±.0005
ANGLES: ±1°

FINISH

DRAWING NUMBER: C-17319
REV: C

TITLE: 2mA R/G BI-COLOR ROHS COMPLIANT

MATERIAL

Dialight
1501 ROUTE 34 SOUTH
FARMINGDALE, NJ 07727
(732) 919-3119
www.dialight.com

FSCM 83330

SHEET 1 OF 1 FAMILY TABLE:



ATTENTION:
OBSERVE PRECAUTIONS FOR
HANDLING ELECTROSTATIC
SENSITIVE DEVICES