

D-SUB bus connector - SUBCON-PLUS-PROFIB/35/PG/M12 - 2902319

Please be informed that the data shown in this PDF Document is generated from our Online Catalog. Please find the complete data in the user's documentation. Our General Terms of Use for Downloads are valid (<http://phoenixcontact.com/download>)



D-SUB plug, 9-pos., pin, with PG-D-SUB socket, assignment: 3, 5, 6, 8; two M12 cable glands (B-coded) under 35°. Bus system: PROFIBUS DP up to 12 Mbps. Termination resistor via separate M12 terminator.

Product Features

- ✓ Easy startup, plug and play
- ✓ Error-free installation, particularly in standard machine production
- ✓ Quick connection thanks to M12-SPEEDCON fast locking system
- ✓ Low weight
- ✓ PROFIBUS
- ✓ Termination using M12 termination resistor
- ✓ Version with programming connection
- ✓ Adapter between IP20 and IP67 environments
- ✓ Through-contacted shielding from M12 to D-SUB
- ✓



Key commercial data

Packing unit	1 pc
Weight per Piece (excluding packing)	80.0 GRM
Custom tariff number	85366990
Country of origin	China

Technical data

Dimensions

Width	16 mm
Height	46 mm
Length	79 mm

Ambient conditions

D-SUB bus connector - SUBCON-PLUS-PROFIB/35/PG/M12 - 2902319

Technical data

Ambient conditions

Ambient temperature (operation)	-30 °C ... 80 °C
Ambient temperature (storage/transport)	-40 °C ... 85 °C
Ambient temperature (assembly)	-20 °C ... 80 °C
Permissible humidity (operation)	10 % ... 75 % (At +25°C, non-condensing)
Altitude	5000 m (For restrictions see manufacturer's declaration)

General

Bus system	PROFIBUS DP
Signal	PROFIBUS
SUBCON fixing screws	4-40 UNC
Tightening torque	0.4 Nm
Housing material	Polyamide
Pin assignment	3, 5, 6, 8
MTTF	6706 Years (SN 29500 standard, temperature 25°C, operating cycle 21 % (5 days a week, 8 hours a day))
	1817 Years (SN 29500 standard, temperature 40 °C, operating cycle 34.25 % (5 days a week, 12 hours a day))
	155 Years (SN 29500 standard, temperature 40°C, operating cycle 100 % (7 days a week, 24 hours a day))

Connection data

Connection	D-SUB connection
Number of positions	9
Connection method	D-SUB connector
Termination resistor	separately via M12 termination resistor
Connection	Programming connection
Number of positions	9
Connection method	D-SUB socket
Connection	M12 plug
Number of positions	5
Connection method	M12 connector, B-coded
Torque	0.4 Nm
Connection	M12 socket
Number of positions	5
Connection method	M12 connector, B-coded
Torque	0.4 Nm

D-SUB bus connector - SUBCON-PLUS-PROFIB/35/PG/M12 - 2902319

Classifications

eCl@ss

eCl@ss 4.0	27140816
eCl@ss 4.1	27140816
eCl@ss 5.0	27143424
eCl@ss 5.1	27143424
eCl@ss 6.0	27143424
eCl@ss 7.0	27440209

ETIM

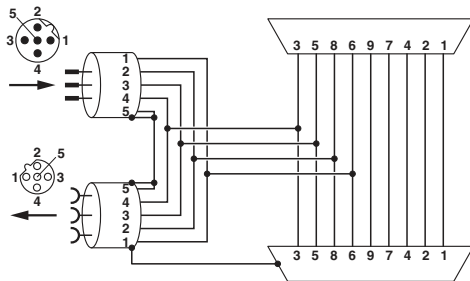
ETIM 3.0	EC001132
ETIM 4.0	EC001132
ETIM 5.0	EC001132

UNSPSC

UNSPSC 6.01	30211802
UNSPSC 7.0901	39121402
UNSPSC 11	39121402
UNSPSC 12.01	39121402
UNSPSC 13.2	39121402

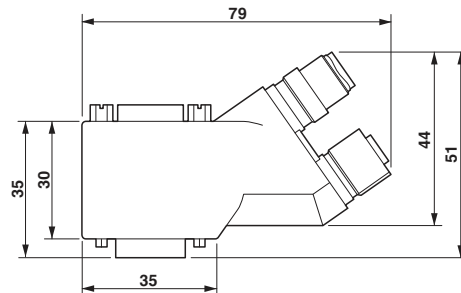
Drawings

Block diagram



SUBCON-PLUS-PROFIB/...M12 function block diagram

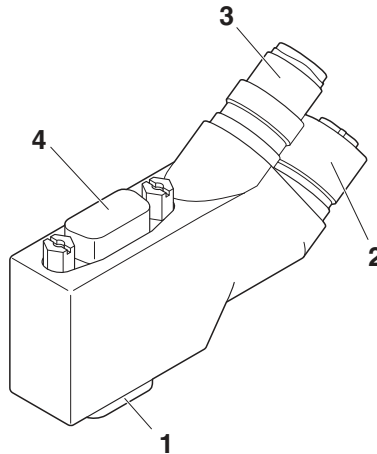
Dimensional drawing



SUBCON-PLUS...35...M12 dimensional drawing, 35° version

D-SUB bus connector - SUBCON-PLUS-PROFIB/35/PG/M12 - 2902319

Schematic diagram



Function elements

- 1 = D-SUB 9
- 2 = Outgoing M12 connection
- 3 = Incoming M12 connection
- 4 = D-SUB PG connection (depending on the version)