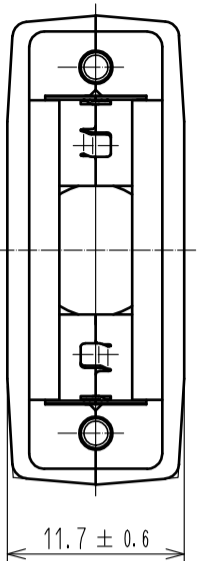


HRS DRAWING FOR REFERENCE

- NOTE 1. THIS PRODUCT IS DELIVERED SEPARATELY.
- 2 AS SHOWN IN THE FIGURE, THIS PRODUCT SHALL BE USED ASSEMBLED TO A CONNECTOR UNIT 'DH40-27S' or 'DH3+8-27S'. A CLAMP 'DH-27-CMB(***)' IS NEEDED WHEN ASSEMBLING THE UNIT.
 - 3 THIS PRODUCT SHALL BE MATED WITH A RECEPTACLE 'DH60-27P*' WHICH ASSEMBLED LOCK SCREWS 'DH-LNA***'.
 - 4 A RECOMMENDED SCREW TIGHTENING TORQUE TO THE LOCK SCREWS TO BE FROM 0.06 TO 0.07 N · m.
 - 5 A RECOMMENDED SCREW TIGHTENING TORQUE FOR COVERS TO BE FROM 0.1 TO 0.15 N · m.

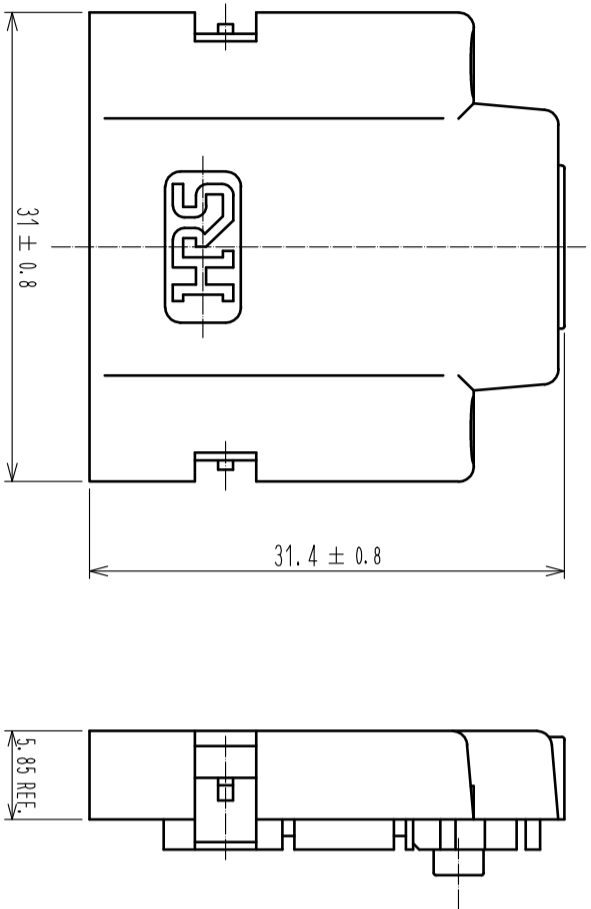


NO.	MATERIAL	FINISH	REMARKS	NO.	MATERIAL	FINISH	REMARKS
3	STAINLESS STEEL	PLATING : NICKEL 0.1 μm MIN		5	STEEL	OVER PLATING: NICKEL 3 μm MIN UNDER PLATING: COPPER 0.1 μm MIN	
2	PC	UL94V-0 (SAND BEIGE)		4	STEEL	OVER PLATING : NICKEL 2 μm MIN UNDER PLATING : COPPER 1 μm MIN M2×0.4	
1							

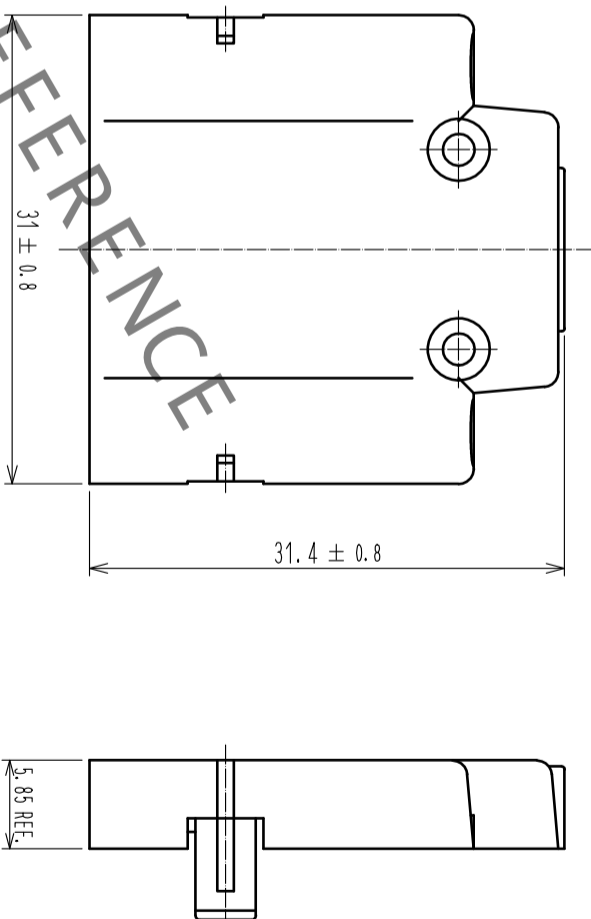
UNITS	SCALE	COUNT	DESCRIPTION OF REVISIONS	DESIGNED	CHECKED	DATE
mm	2 : 1	1	DIS-E-00002570	TS: ITO	TU: TANIUCHI	20191007

APPROVED	CHECKED	DESIGNED	DRAWING	DRAWN
KN. ICHIKAWA	KN. ICHIKAWA	MO. SHIMOYAMA	TM. ONO	
20100405	20100405	20100405	20100405	
EDC-126587-13-13		DH-27-CV1B(13)		
CL244-0010-5-13				

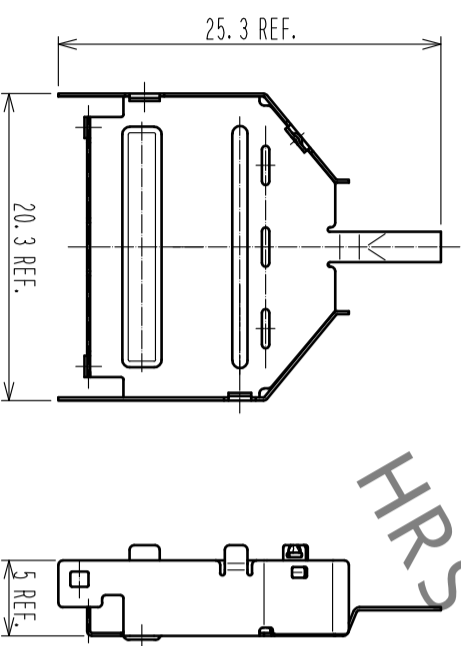
REF No. ①



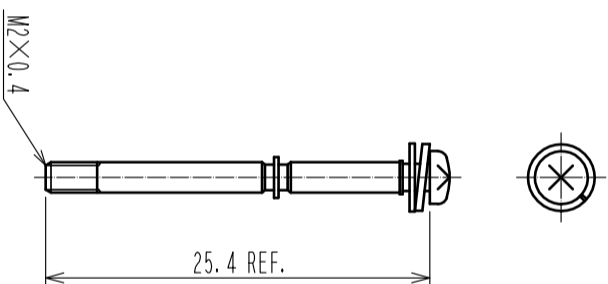
REF No. ②



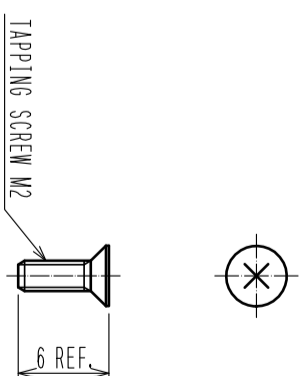
REF No. ③



REF No. ④



REF No. ⑤



HRS DRAWING FOR REFERENCE

FORM HC0011-5-8

HRS	DRAWING NO.	EDC-126587-13-13
	PART NO.	DH-27-CV1B(13)
	CODE NO.	CL244-0010-5-13

A/2