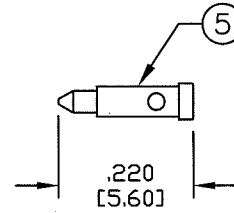
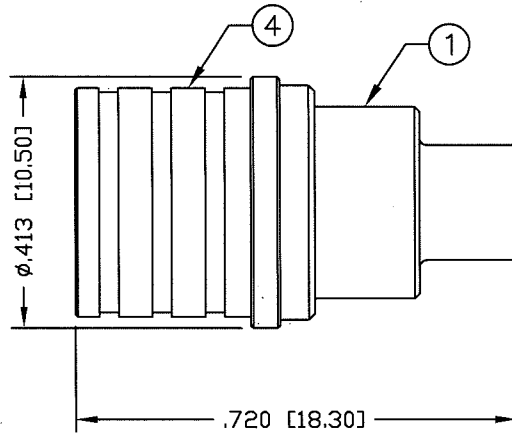
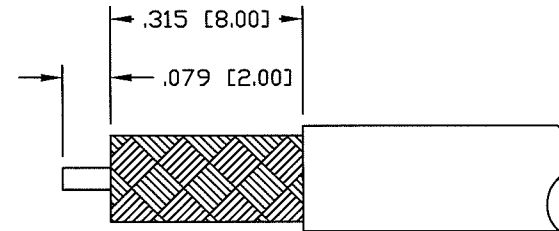
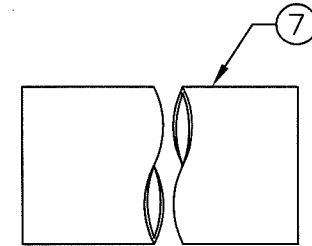


PART NO.		RQA-5000-SR2LP		
REV	DESCRIPTION	DWN	DATE	APPROVED
A	CHANGED DESIGN AND PLATING	CZS	01/27/17	JDMc



SOLDER ONLY



RECOMMENDED STRIPPING DIMENSIONS

SPECIFICATIONS:

IMPEDANCE: 50 Ohms
 FREQUENCY RANGE: 0-6 GHz
 VSWR: ≤ 1.15 THRU 3 GHz
 3RD ORDER IM: ≤ 155 dBc @ 700 MHz
 INSULATION RESISTANCE: 5k M Ohms min.
 TEMPERATURE RANGE: -40°C TO 165°C
 FOR .141 SEMI RIGID, RG-402/U & BELDEN 1673A CABLE
 FOR LOW PIM APPLICATIONS USE TFT-402 CABLE

1	BODY	1	BRASS	WHITE BRONZE
2	GROUND RING	1	BRASS	WHITE BRONZE
3	INSULATOR	1	PTFE	---
4	SHELL	1	BRASS	WHITE BRONZE
5	PIN	1	BRASS	SILVER
6	FERRULE	1	BRASS	WHITE BRONZE
7	TUBING	1	HEAT SHRINK	WHITE BRONZE
#	DESCRIPTION	QTY	MATERIAL	FINISH

CUSTOMER OUTLINE DRAWING	
ALL DIMENSIONS ARE REFERENCE ONLY	
UNLESS OTHERWISE SPECIFIED: DIMENSIONS ARE IN INCHES AND [MILLIMETERS]	
DRAWN C. ZUNIGA	01/27/17
CHECKED <i>CZS</i>	1-27-17
ORJ DRAWN C. ZUNIGA	01/27/17

**RoHS
COMPLIANT**

PROPRIETARY AND CONFIDENTIAL

THIS DRAWING CONTAINS
INFORMATION PROPRIETARY TO
RF INDUSTRIES, ANY
UNAUTHORIZED USE OF THIS
DRAWING IS EXPRESSLY
PROHIBITED WITHOUT WRITTEN
PERMISSION FROM RF
INDUSTRIES. ANY VIOLATION IS
PUNISHABLE UNDER U.S.
COPYRIGHT LAWS.

RFconnectors
DIVISION OF RF INDUSTRIES, LTD. (858) 549-6340 FAX

7610 MIRAMAR RD.
SAN DIEGO, CA 92126
(858) 549-6340
(858) 549-6345 FAX

QMA PLUG SOLDER

SIZE A	CABLE GROUP SR2	DWG NO. RQA-5000-SR2LP	REV A
SCALE: NTS	ENGINEERING ID: 001787	SHEET 1 OF 1	