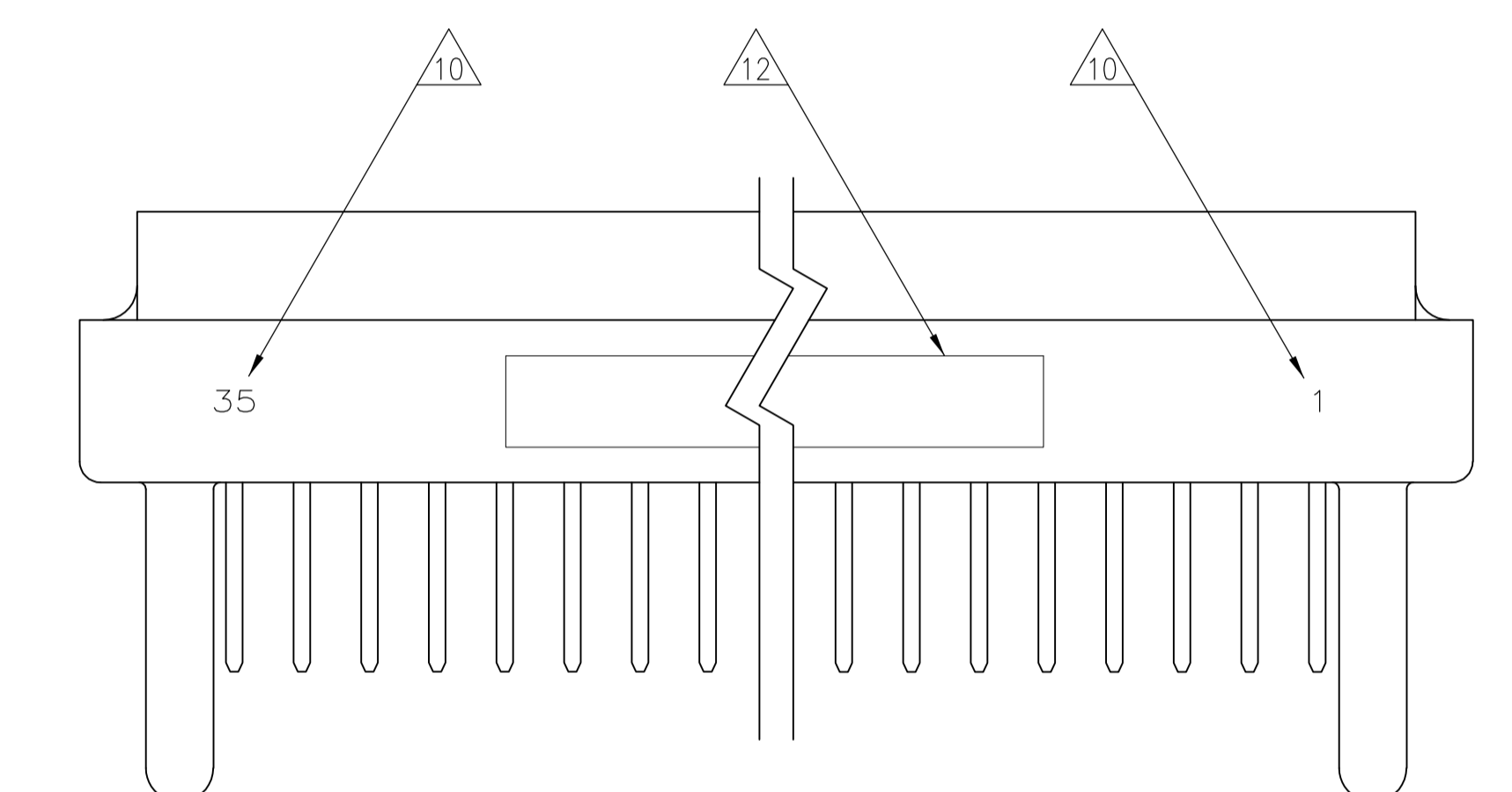
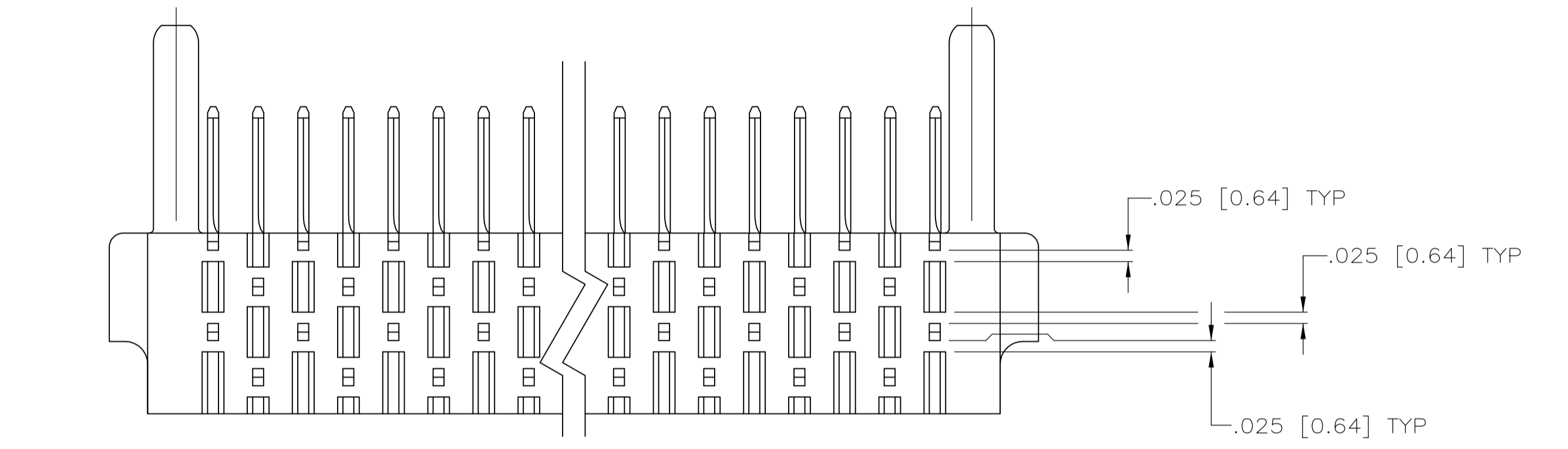
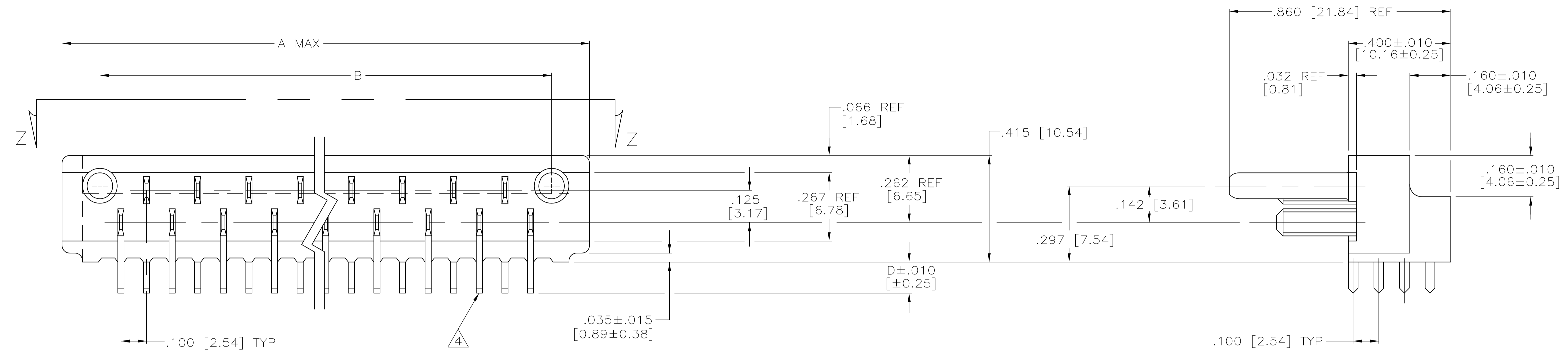


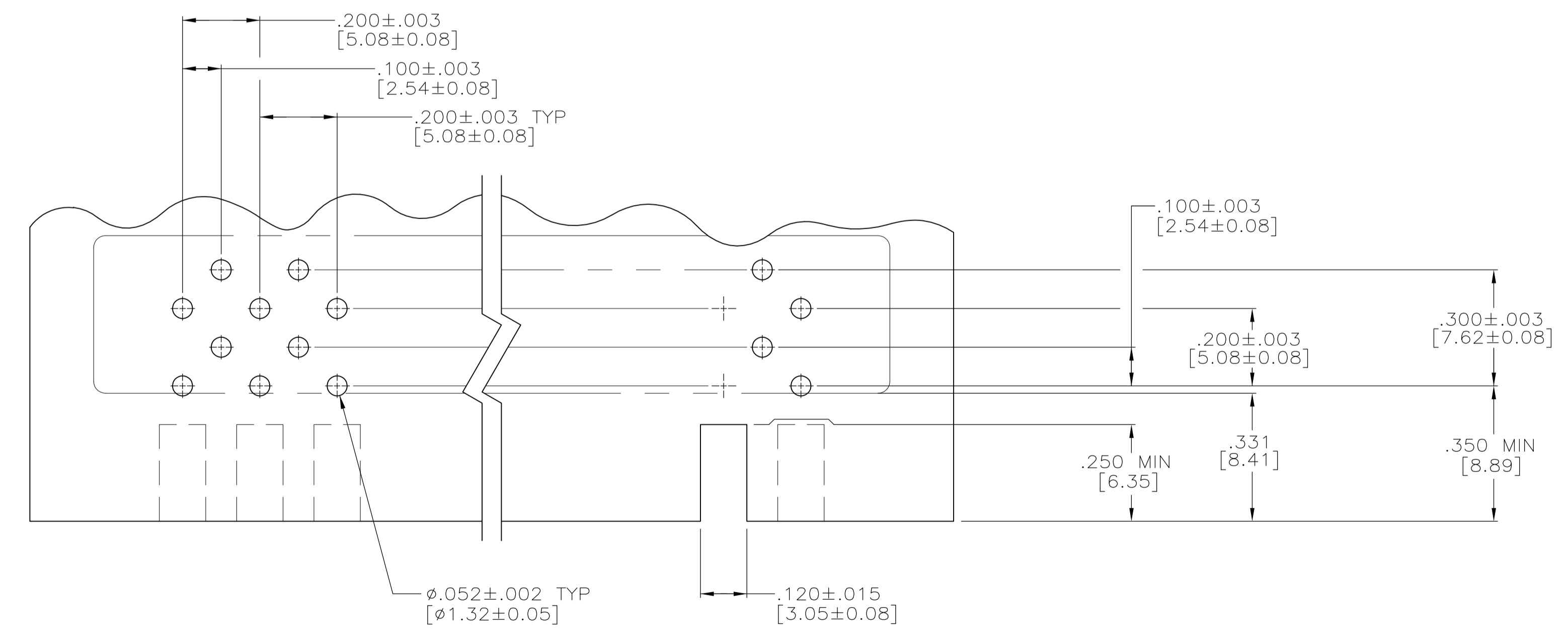
OBSOLETE	1 & 35	.0625	.120	3.564	3.870	35	7	582390	4
OBSOLETE		.125	.183	4.764	5.070	47	6	582390	6
OBSOLETE		.125	.183	4.164	4.470	41	6	582390	5
OBSOLETE		.125	.183	3.564	3.870	35	6	582390	4
OBSOLETE		.125	.183	2.964	3.270	29	6	582390	3
OBSOLETE		.125	.183	2.364	2.670	23	6	582390	2
OBSOLETE		.125	.183	1.764	2.070	17	6	582390	1
OBSOLETE		.0937	.152	4.764	5.070	47	5	582390	6
OBSOLETE		.0937	.152	4.164	4.470	41	5	582390	5
OBSOLETE		.0937	.152	3.564	3.870	35	5	582390	4
OBSOLETE		.0937	.152	2.964	3.270	29	5	582390	3
OBSOLETE		.0937	.152	2.364	2.670	23	5	582390	2
OBSOLETE		.0937	.152	1.764	2.070	17	5	582390	1
OBSOLETE		.0625	.120	4.764	5.070	47	4	582390	6
		.0625	.120	4.164	4.470	41	4	582390	5
		.0625	.120	3.564	3.870	35	4	582390	4
OBSOLETE		.0625	.120	2.964	3.270	29	4	582390	3
OBSOLETE		.0625	.120	2.364	2.670	23	4	582390	2
OBSOLETE		.0625	.120	1.764	2.070	17	4	582390	1
OBSOLETE		.125	.381	.183	5.363	4.764	5.623	47	3
		.125	.265	.183	4.530	4.164	4.790	41	3
OBSOLETE		.125	.265	.183	3.930	3.564	4.190	35	3
OBSOLETE		.125	.265	.183	3.330	2.964	3.590	29	3
OBSOLETE		.125	.265	.183	2.730	2.364	2.990	23	3
OBSOLETE		.125	.265	.183	2.130	1.764	2.390	17	3
OBSOLETE		.0937	.381	.152	5.363	4.764	5.623	47	2
OBSOLETE		.0937	.265	.152	4.530	4.164	4.790	41	2
		.0937	.265	.152	3.930	3.564	4.190	35	2
		.0937	.265	.152	3.330	2.964	3.590	29	2
OBSOLETE		.0937	.265	.152	2.730	2.364	2.990	23	2
OBSOLETE		.0937	.265	.152	2.130	1.764	2.390	17	2
OBSOLETE		.0625	.381	.120	5.363	4.764	5.623	47	1
		.0625	.265	.120	4.530	4.164	4.790	41	1
		.0625	.265	.120	3.930	3.564	4.190	35	1
		.0625	.265	.120	3.330	2.964	3.590	29	1
OBSOLETE		.0625	.265	.120	2.730	2.364	2.990	23	1
OBSOLETE		.0625	.265	.120	2.130	1.764	2.390	17	1

RECOMMENDED P.C. BOARD LAYOUT

10 MARKING	P.C. BD. THICKNESS	E	D	C	B	A	NO. OF CONT.	PART NO.																			
THIS DRAWING IS A CONTROLLED DOCUMENT.		DW: W. LEUFERT 26-JAN-05		CHK: J.E. WARNER 14-MAR-91		Tyco Electronics Corporation Harrisburg, Pa 17105-3608																					
DIMENSIONS: INCHES		TOLERANCES UNLESS OTHERWISE SPECIFIED:		PRODUCT SPEC		ASSEMBLY, AMP BLADE TAB HOUSING																					
<table border="1"> <tr><td>0 PLC</td><td>±</td><td>-</td></tr> <tr><td>1 PLC</td><td>±</td><td>-</td></tr> <tr><td>2 PLC</td><td>±</td><td>-</td></tr> <tr><td>3 PLC</td><td>±</td><td>-</td></tr> <tr><td>4 PLC</td><td>±</td><td>.005 [0.13]</td></tr> <tr><td>ANGLES</td><td>±</td><td>-</td></tr> </table>		0 PLC	±	-	1 PLC	±	-	2 PLC	±	-	3 PLC	±	-	4 PLC	±	.005 [0.13]	ANGLES	±	-	APPLICATION SPEC		SIZE		CAGE CODE		DRAWING NO	RESTRICTED TO
0 PLC	±	-																									
1 PLC	±	-																									
2 PLC	±	-																									
3 PLC	±	-																									
4 PLC	±	.005 [0.13]																									
ANGLES	±	-																									
MATERIAL		FINISH		WEIGHT		A1 00779		582390																			
				CUSTOMER DRAWING		SCALE 4:1		SHEET 1 OF 2	REV P																		



VIEW Z-Z



RECOMMENDED P.C. BOARD LAYOUT

- TAB-HOUSING ASSEMBLY MATES WITH AMP P/N 3-582151 SERIES.
 - BLADE CENTER LINE TO BE MEASURED FROM THE CENTER LINE FORMED BY THE ALIGNMENT PINS & AS LONG AS THE BLADES FALL WITHIN TOLERANCES INDICATED, THE ALLOWABLE WARPAGE IS INDEPENDENT OF THE BLADES & BECOMES A MEASUREMENT OF THE OUTSIDE SURFACE OF THE TAB-HOUSING & DOES NOT EFFECT THE MATING OF THIS TAB-HOUSING WITH 582151.
- ③ MOUNTING HOLES.
 - ④ POST TO BE SOLDER DIPPED. CONN. MUST MEET REQUIREMENTS OF AMP SPEC 109-11-1.
 - ⑤ CONTACT MATL.; GILDING METAL. GOLD OVER NICKEL.
 - ⑥ TOLERANCE NON CUMULATIVE.
 - ⑦ TAB-HOUSING MATL.; DIALLYL PHTHALATE, GLASS FILLED PER MIL-M-14, TYPE S.D.G.-F. COLOR; GREEN.
 - ⑧ CUT OUT FOR KEYING BOSS, LOCATED WHERE REQD. (OPTIONAL)
 - ⑨ FROM EDGE OF P.C. BOARD TO FACE OF TAB-HOUSING.
 - ⑩ FIRST & LAST CONTACT POSITION TO BE MARKED IN AREA SHOWN. SEE TABLE.
 - 11. FOR SUPPLEMENTAL SPECIFICATIONS SEE AMP SPEC 108-9009.
 - ⑪ MARK AMP, TE PART NO. & DATE CODE IN THIS APPROX. AREA.

THIS DRAWING IS A CONTROLLED DOCUMENT.		DWN W. LEUFERT 26-JAN-05 CHK J.F. WARNER 14-MAR-91	Tyco Electronics Tyco Electronics Corporation Harrisburg, Pa 17105-3608
DIMENSIONS: INCHES 0 PLG ± - 1 PLG ± - 2 PLG ± - 3 PLG ± .005 [0.13] 4 PLG ± - ANGLES ± -	TOLERANCES UNLESS OTHERWISE SPECIFIED: 0 PLG ± - 1 PLG ± - 2 PLG ± - 3 PLG ± .005 [0.13] 4 PLG ± - ANGLES ± -	APVD J.F. WARNER 14-MAR-91 NAME ASSEMBLY, AMP BLADE TAB HOUSING	SIZE A1 CAGE CODE 00779 DRAWING NO. 582390
MATERIAL SEE NOTES	FINISH SEE NOTES	WEIGHT -	RESTRICTED TO -
CUSTOMER DRAWING		SCALE 4:1	SHEET 2 OF 2 REV P