

352069-1 ✓ ACTIVE

Z-PACK | Z-PACK 2mm HM

TE Internal #: 352069-1

Hard Metric Backplane Connectors, PCB Mount Receptacle,  $\leq 1$  Gb

/s, 25 Column, 5 Row, Mezzanine, 125 Position, 2 mm [.078 in]

Centerline, Z-PACK 2mm HM

[View on TE.com >](#)



[Connectors >](#) [PCB Connectors >](#) [Backplane Connectors >](#) [Hard Metric Backplane Connectors >](#)

HM Receptacle Connector: Traditional Backplane, Coplanar, 2mm



PCB Connector Assembly Type: **PCB Mount Receptacle**

Data Rate:  $\leq 1$  Gb/s

Number of Columns: **25**

Number of Rows: **5**

Backplane Architecture: **Mezzanine**

[All HM Receptacle Connector: Traditional Backplane, Coplanar, 2mm \(48\)](#)

## Features

### Product Type Features

Backplane Interface Type	2mm HM
Ground Feature Type	Ground Return Shielding
PCB Connector Assembly Type	PCB Mount Receptacle
Connector System	Board-to-Board
Sealable	No
Connector & Contact Terminates To	Printed Circuit Board

### Configuration Features

Rows Loaded	A, B, C, D, E
Number of Columns	25
Number of Rows	5
Backplane Architecture	Mezzanine
Number of Positions	125



PCB Mount Orientation Right Angle

### Signal Characteristics

Crosstalk Version Standard

Data Rate ≤1 Gb/s

### Body Features

Primary Product Color Gray

### Contact Features

Contact Mating Area Length 3.3 mm

Feedthrough Post Length 3.7 mm

CompactPCI Designation None

Contact Type Socket

Contact Underplating Material Nickel

PCB Contact Termination Area Plating Material Tin-Lead

Contact Base Material Phosphor Bronze

Contact Mating Area Plating Material Gold

Contact Mating Area Plating Material Thickness .76 μm[30 μin]

Contact Current Rating (Max) 1.5 A

### Mechanical Attachment

Mating Alignment Type Multi-Purpose Center

Connector Mounting Type Board Mount

### Housing Features

Housing Material Polyester - GF

Centerline (Pitch) 2 mm[.078 in]

### Dimensions

Backplane Module Length 50 mm

### Usage Conditions

Operating Temperature Range -55 – 125 °C[-67 – 257 °F]

### Operation/Application

Shielded Yes

Circuit Application Power & Signal

### Industry Standards



UL Flammability Rating	UL 94V-0
------------------------	----------

### Packaging Features

Packaging Quantity	11
Packaging Method	Tube

### Other

Backplane Connector Comment	Female connector with pre-installed shield.
-----------------------------	---

## Product Compliance

[For compliance documentation, visit the product page on TE.com>](#)

EU RoHS Directive 2011/65/EU	Not Compliant
EU ELV Directive 2000/53/EC	Compliant with Exemptions
China RoHS 2 Directive MIIT Order No 32, 2016	Restricted Materials Above Threshold
EU REACH Regulation (EC) No. 1907/2006	Current ECHA Candidate List: JUNE 2023 (235) Candidate List Declared Against: JUNE 2023 (235) SVHC > Threshold: Pb (13% in Component Part) <b>Article Safe Usage Statements:</b> Do not eat, drink or smoke when using this product. Wash thoroughly after handling. Recycle if possible and dispose of the article by following all applicable governmental regulations relevant to your geographic location.
Halogen Content	Not Low Halogen - contains Br or Cl > 900 ppm.
Solder Process Capability	Not applicable for solder process capability

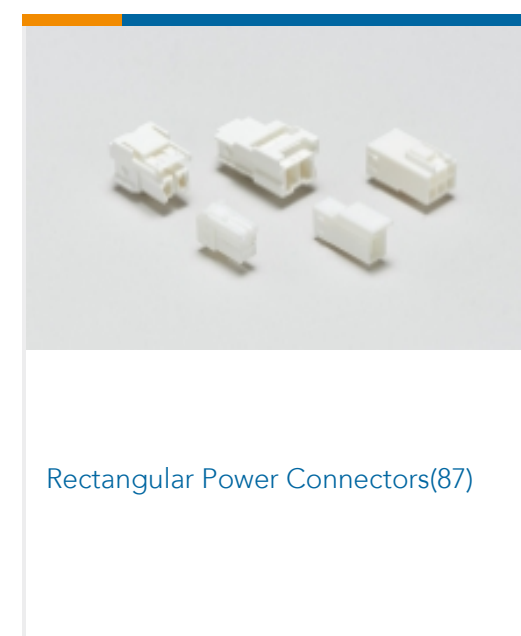

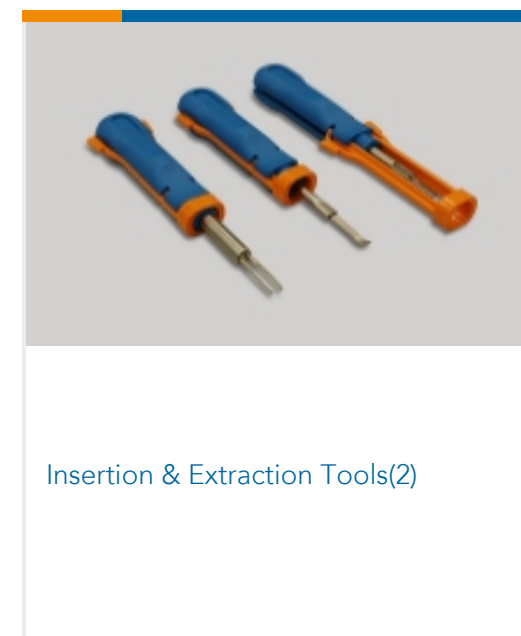



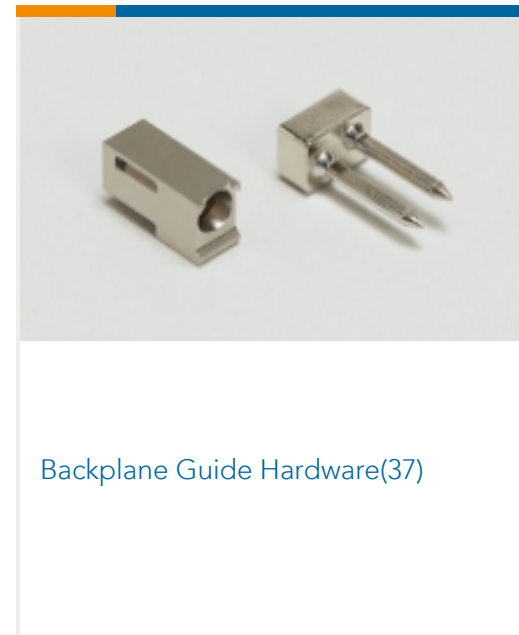
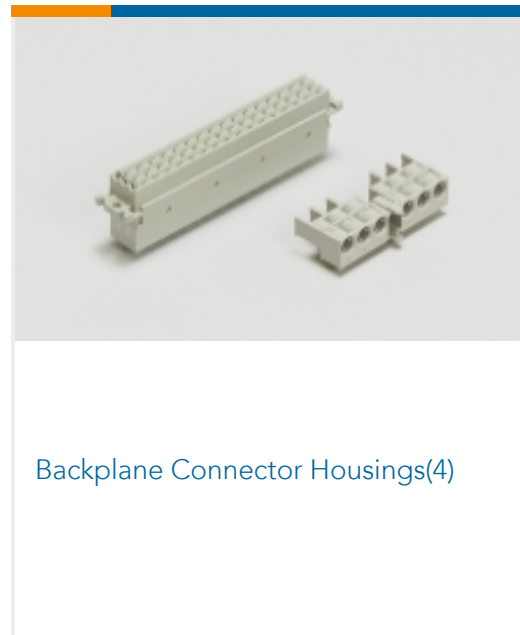
#### Product Compliance Disclaimer

This information is provided based on reasonable inquiry of our suppliers and represents our current actual knowledge based on the information they provided. This information is subject to change. The part numbers that TE has identified as EU RoHS compliant have a maximum concentration of 0.1% by weight in homogenous materials for lead, hexavalent chromium, mercury, PBB, PBDE, DBP, BBP, DEHP, DIBP, and 0.01% for cadmium, or qualify for an exemption to these limits as defined in the Annexes of Directive 2011/65/EU (RoHS2). Finished electrical and electronic equipment products will be CE marked as required by Directive 2011/65/EU. Components may not be CE marked. Additionally, the part numbers that TE has identified as EU ELV compliant have a maximum concentration of 0.1% by weight in homogenous materials for lead, hexavalent chromium, and mercury, and 0.01% for cadmium, or qualify for an exemption to these limits as defined in the Annexes of Directive 2000/53/EC (ELV). Regarding the REACH Regulation, the information TE provides on SVHC in articles for this part number is based on the latest European Chemicals Agency (ECHA) 'Guidance on requirements for substances in articles' posted at this URL: <https://echa.europa.eu/guidance-documents/guidance-on-reach>


## Compatible Parts

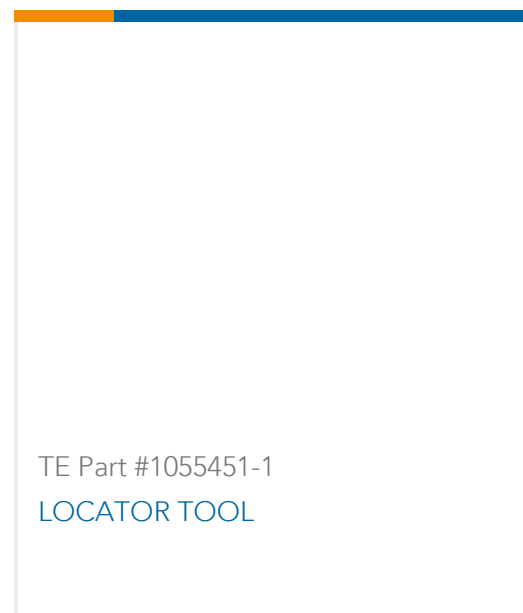



## Also in the Series | Z-PACK 2mm HM



## Customers Also Bought





## Documents

### Product Drawings

#### Z-PACK/B F-HDR.125P

English

### CAD Files

#### Customer View Model

[ENG\\_CVM\\_CVM\\_352069-1\\_F.2d\\_dxf.zip](#)

English

#### 3D PDF

3D

#### Customer View Model

[ENG\\_CVM\\_CVM\\_352069-1\\_F.3d\\_igs.zip](#)

English

#### Customer View Model

[ENG\\_CVM\\_CVM\\_352069-1\\_F.3d\\_stp.zip](#)

English

By downloading the CAD file I accept and agree to the [Terms and Conditions](#) of use.

### Product Specifications

#### Application Specification

English

### Product Environmental Compliance

[MD\\_352069-1\\_083120122156](#)

English

[MD\\_352069-1\\_083120122156](#)

English



**Instruction Sheets**

**INSERTION TOOL FOR Z-PACK 2mm HM CONN.**

Japanese

**Instruction Sheet (non U.S.)**

Japanese