

Data sheet | Item number: 859-737


Optocoupler module; Nominal input voltage: 24 VDC; Output voltage range: 0 ... 30 VDC; Limiting continuous current: 5 A; 2-wire connection; Red status indicator; Module width: 6 mm; gray



www.wago.com/859-737





Color:



Subject to changes. Please also observe the further product documentation!

WAGO GmbH & Co. KG
Hansastr. 27
32423 Minden
Phone: +49571 887-0 | Fax: +49571 887-169
Email: info.de@wago.com | Web: www.wago.com

Do you have any questions about our products?
We are always happy to take your call at +49 (571) 887-44222.



Data

Notes

Note

Optocouplers and solid state relays are designed for use in signal processing networks, which are not supplied by the low-voltage power supply networks.

Technical data

Subject to changes. Please also observe the further product documentation!

WAGO GmbH & Co. KG
Hansastr. 27
32423 Minden
Phone: +49571 887-0 | Fax: +49571 887-169
Email: info.de@wago.com | Web: www.wago.com

Do you have any questions about our products?
We are always happy to take your call at +49 (571) 887-44222.

Control Circuit

Nominal input voltage U_N	DC 24 V
Input voltage range (low level)	DC 0 ... 5 V
Input voltage range (high level)	DC 15 ... 30 V
Nominal input current at U_N	4 mA
Input current range	2 ... 7 mA

Load circuit

Circuit type	2-wire connection
Limiting continuous current	10 A
Peak output current	25 A
Nominal output voltage	DC 24 V
Output voltage range	DC 3 ... 30 V
Voltage drop at output (max.)	\leq DC 0.2 V
Voltage drop	\leq 0.2 VDC
Leakage current at rated voltage	\leq 5 μ A
Turn-on time	\leq 40 μ s
Turn-off time	\leq 70 μ s
Rise time (t_{10-90})	18 μ s
Drop-out time (t_{90-10})	13 μ s
Switching frequency	\leq 3 kHz

Signaling

Status indicator	Red LED
------------------	---------

Safety and protection

Rated voltage	300 V
Overvoltage category	II
Pollution degree	2
Dielectric strength (control/load circuit) (AC, 1 min)	2.5 kVrms
Insulation type (control/load circuit)	Basic insulation
Insulation type (adjacent devices)	Reinforced insulation (safe isolation)
Insulation type (between adjacent devices of the same type)	Reinforced insulation (safe isolation)
Insulation type (to adjacent devices of different types)	Basic insulation

Subject to changes. Please also observe the further product documentation!



Protection type	IP20; in connected state or when using 859-525 end plate
-----------------	--

Connection data

Connection technology	CAGE CLAMP®
Solid conductor	0.2 ... 2.5 mm ² / 24 ... 14 AWG
Fine-stranded conductor	0.2 ... 2.5 mm ² / 24 ... 14 AWG
Fine-stranded conductor; with insulated ferrule	0.2 ... 1.5 mm ² / 24 ... 16 AWG
Strip length	5 ... 6 mm / 0.2 ... 0.24 inches

Physical data

Width	6 mm / 0.236 inches
Height	91 mm / 3.583 inches
Depth from upper-edge of DIN-rail	56 mm / 2.205 inches

Mechanical data

Mounting type	DIN-35 rail
Mounting position	horizontal (standing/lying); vertical

Material Data

Color	gray
Fire load	0.338 MJ
Weight	15.4 g

Environmental requirements

Ambient temperature (operation at U _N)	-40 ... +70 °C
Ambient temperature UL (operation at U _N)	-40 ... +40 °C
Ambient temperature (storage)	-40 ... +85 °C
Processing temperature	-25 ... +50 °C
Temperature range of connection cable	≥ (T _{ambient} + 20 K)
Relative humidity	5 ... 95 % (no condensation permissible)
Operating altitude (max.)	2000 m

Standards and specifications

Standards/specifications	EN 61010-2-201 EN 61000-6-2
--------------------------	--------------------------------

Subject to changes. Please also observe the further product documentation!

WAGO GmbH & Co. KG
Hansastr. 27
32423 Minden
Phone: +49571 887-0 | Fax: +49571 887-169
Email: info.de@wago.com | Web: www.wago.com

Do you have any questions about our products?
We are always happy to take your call at +49 (571) 887-44222.

EN 61000-6-3
UL 508**Commercial data**

Product Group	6 (INTERFACE ELECTRONIC)
eCl@ss 10.0	27-26-15-03
eCl@ss 9.0	27-26-15-03
ETIM 8.0	EC001504
ETIM 7.0	EC001504
PU (SPU)	1 pcs
Packaging type	Box
Country of origin	DE
GTIN	4066966423907
Customs tariff number	85365005000

Environmental Product Compliance

CAS-No.	7439-92-1 79-94-7
REACH Candidate List Substance	2,2',6,6'-tetrabromo-4,4'-isopropylidenediphenol Lead
RoHS Compliance Status	Compliant,With Exemption
RoHS Exemption	7(a) 7(c)-I
SCIP notification number (Austria)	9a7fc626-9466-4097-bccc-d0061e85242c
SCIP notification number (Belgium)	8d3b39a2-e984-4c6e-911c-4f4b5bc6c914
SCIP notification number (Bulgaria)	f98a02fc-be56-4703-b975-0734b9917cc7
SCIP notification number (Czech Republic)	c813336d-3fe5-4e2f-8040-5b35c862642b
SCIP notification number (Denmark)	cfbab42c-baa0-42e4-9c12-52cabe7d8715
SCIP notification number (Finland)	9534f08c-a758-406f-94b0-34d9b78b36bc
SCIP notification number (France)	438dbd41-68dd-48bc-b5a3-096fcaa6eed8
SCIP notification number (Germany)	f2cb3156-167b-4c4d-adc9-cc8fe631edfa
SCIP notification number (Hungary)	3cb68cfc-8159-427e-bdc5-bbb243576637
SCIP notification number (Italy)	5d8dc082-ff4e-4179-8406-92bdee159053
SCIP notification number (Netherlands)	d7f90666-ae3a-4c0e-8f17-9e57bc890693
SCIP notification number (Poland)	92e9e438-d002-4f60-aa50-dd05f0f5d528
SCIP notification number (Romania)	17ff95e8-9d34-4a4e-9321-18f0c6483e04
SCIP notification number (Sweden)	7cda85a0-194b-4391-a77a-b7a4f73ac9b9

Subject to changes. Please also observe the further product documentation!

WAGO GmbH & Co. KG
Hansastr. 27
32423 Minden
Phone: +49571 887-0 | Fax: +49571 887-169
Email: info.de@wago.com | Web: www.wago.com

Do you have any questions about our products?
We are always happy to take your call at +49 (571) 887-44222.



Approvals / Certificates

General approvals

Logo	Approval	Additional Approval Text	Certificate name
	EAC Brjansker Zertifizierungsstelle	TP TC 020/2011	EAC_Certificate_RU_C-DE.AM02.B.00115_19

Declarations of conformity and manufacturer's declarations

Logo	Approval	Additional Approval Text	Certificate name
	EU-Declaration of Conformity WAGO GmbH & Co. KG	-	-

Optional accessories

Jumpers

Jumper		
Item no.: 859-404/000-005	Jumper; for jumper slot; 4-way; insulated; red	www.wago.com/859-404/000-005
Item no.: 859-404/000-006	Jumper; for jumper slot; 4-way; insulated; blue	www.wago.com/859-404/000-006
Item no.: 859-405/000-005	Jumper; for jumper slot; 5-way; insulated; red	www.wago.com/859-405/000-005
Item no.: 859-405/000-029	Jumper; for jumper slot; 5-way; insulated; yellow	www.wago.com/859-405/000-029
Item no.: 859-405	Jumper; for jumper slot; 5-way; insulated; light gray	www.wago.com/859-405
Item no.: 859-404/000-029	Jumper; for jumper slot; 4-way; insulated; yellow	www.wago.com/859-404/000-029
Item no.: 859-405/000-006	Jumper; for jumper slot; 5-way; insulated; blue	www.wago.com/859-405/000-006
Item no.: 859-406/000-005	Jumper; for jumper slot; 6-way; insulated; red	www.wago.com/859-406/000-005

Subject to changes. Please also observe the further product documentation!

WAGO GmbH & Co. KG
 Hansastr. 27
 32423 Minden
 Phone: +49571 887-0 | Fax: +49571 887-169
 Email: info.de@wago.com | Web: www.wago.com

Do you have any questions about our products?
 We are always happy to take your call at +49 (571) 887-44222.



Item no.: 859-409/000-029

Jumper; for jumper slot; 9-way; insulated; yellow

www.wago.com/859-409/000-029

Item no.: 859-410/000-005

Jumper; for jumper slot; 10-way; insulated; red

www.wago.com/859-410/000-005

Item no.: 859-410/000-029

Jumper; for jumper slot; 10-way; insulated; yellow

www.wago.com/859-410/000-029

Item no.: 859-410

Jumper; for jumper slot; 10-way; insulated; light gray

www.wago.com/859-410

Item no.: 859-410/000-006

Jumper; for jumper slot; 10-way; insulated; blue

www.wago.com/859-410/000-006

Item no.: 859-403/000-005

Jumper; for jumper slot; 3-way; insulated; red

www.wago.com/859-403/000-005

Item no.: 859-402/000-029

Jumper; for jumper slot; 2-way; insulated; yellow

www.wago.com/859-402/000-029

Item no.: 859-403/000-029

Jumper; for jumper slot; 3-way; insulated; yellow

www.wago.com/859-403/000-029

Item no.: 859-403/000-006

Jumper; for jumper slot; 3-way; insulated; blue

www.wago.com/859-403/000-006

Item no.: 859-408/000-005

Jumper; for jumper slot; 8-way; insulated; red

www.wago.com/859-408/000-005

Item no.: 859-408/000-029

Jumper; for jumper slot; 8-way; insulated; yellow

www.wago.com/859-408/000-029

Item no.: 859-409

Jumper; for jumper slot; 9-way; insulated; light gray

www.wago.com/859-409

Item no.: 859-408/000-006

Jumper; for jumper slot; 8-way; insulated; blue

www.wago.com/859-408/000-006

Item no.: 859-403

Jumper; for jumper slot; 3-way; insulated; light gray

www.wago.com/859-403

Subject to changes. Please also observe the further product documentation!

WAGO GmbH & Co. KG

Hansastr. 27

32423 Minden

Phone: +49571 887-0 | Fax: +49571 887-169

Email: info.de@wago.com | Web: www.wago.com

Do you have any questions about our products?

We are always happy to take your call at +49 (571) 887-44222.



Item no.: 859-409/000-005

Jumper; for jumper slot; 9-way; insulated; red

www.wago.com/859-409/000-005

Item no.: 859-404

Jumper; for jumper slot; 4-way; insulated; light gray

www.wago.com/859-404

Item no.: 859-409/000-006

Jumper; for jumper slot; 9-way; insulated; blue

www.wago.com/859-409/000-006

Item no.: 859-402/000-006

Jumper; for jumper slot; 2-way; insulated; blue

www.wago.com/859-402/000-006

Item no.: 859-402

Jumper; for jumper slot; 2-way; insulated; light gray

www.wago.com/859-402

Item no.: 859-402/000-005

Jumper; for jumper slot; 2-way; insulated; red

www.wago.com/859-402/000-005

Item no.: 859-406/000-006

Jumper; for jumper slot; 6-way; insulated; blue

www.wago.com/859-406/000-006

Item no.: 859-406/000-029

Jumper; for jumper slot; 6-way; insulated; signal yellow

www.wago.com/859-406/000-029

Item no.: 859-407/000-006

Jumper; for jumper slot; 7-way; insulated; blue

www.wago.com/859-407/000-006

Item no.: 859-407/000-005

Jumper; for jumper slot; 7-way; insulated; red

www.wago.com/859-407/000-005

Item no.: 859-407/000-029

Jumper; for jumper slot; 7-way; insulated; yellow

www.wago.com/859-407/000-029

Item no.: 859-407

Jumper; for jumper slot; 7-way; insulated; light gray

www.wago.com/859-407

Tool

Operating tool

Item no.: 210-720

Operating tool; Blade: 3.5 x 0.5 mm; with a partially insulated shaft; multicoloured

www.wago.com/210-720

End plate

Intermediate plate

Item no.: 859-525

Subject to changes. Please also observe the further product documentation!

WAGO GmbH & Co. KG

Hansastr. 27

32423 Minden

Phone: +49571 887-0 | Fax: +49571 887-169

Email: info.de@wago.com | Web: www.wago.com

Do you have any questions about our products?

We are always happy to take your call at +49 (571) 887-44222.

End and intermediate plate; 1 mm thick; gray

www.wago.com/859-525

Marking accessories

Marking device

Item no.: 210-110

Fiber-tip pen

www.wago.com/210-110

Marker

Item no.: 2009-145

Mini-WSB Inline; for Smart Printer; 1700 pieces on roll; stretchable 5 - 5.2 mm; plain; snap-on type; white

www.wago.com/2009-145**Item no.: 248-501**

Mini-WSB marking card; as card; not stretchable; plain; snap-on type; white

www.wago.com/248-501**Item no.: 248-504**

Mini-WSB marking card; as card; MARKED; 21 ... 30 (10x); not stretchable; Horizontal marking; snap-on type; white

www.wago.com/248-504**Item no.: 248-503**

Mini-WSB marking card; as card; MARKED; 11 ... 20 (10x); not stretchable; Horizontal marking; snap-on type; white

www.wago.com/248-503**Item no.: 248-506**

Mini-WSB marking card; as card; MARKED; 41 ... 50 (10x); not stretchable; Horizontal marking; snap-on type; white

www.wago.com/248-506**Item no.: 248-502**

Mini-WSB marking card; as card; MARKED; 1 ... 10 (10x); not stretchable; Horizontal marking; snap-on type; white

www.wago.com/248-502

Testing and measuring

Testing accessories

Item no.: 859-500WAGO Test pin; 1 mm Ø; 30 V AC / 60 V DC; CAT0; 1 A; 10 mm uninsulated; Test lead for soldering up to 0,5mm²www.wago.com/859-500

Ferrule

Ferrule

Item no.: 216-223Ferrule; Sleeve for 1 mm² / AWG 18; insulated; electro-tin plated; redwww.wago.com/216-223**Item no.: 216-222**Ferrule; Sleeve for 0.75 mm² / 18 AWG; insulated; electro-tin plated; graywww.wago.com/216-222**Item no.: 216-221**Ferrule; Sleeve for 0.5 mm² / 20 AWG; insulated; electro-tin plated; whitewww.wago.com/216-221**Item no.: 216-224**Ferrule; Sleeve for 1.5 mm² / AWG 16; insulated; electro-tin plated; blackwww.wago.com/216-224**Item no.: 216-321**Ferrule; Sleeve for 0.25 mm² / AWG 24; insulated; electro-tin plated; yellowwww.wago.com/216-321**Item no.: 216-322**Ferrule; Sleeve for 0.34 mm² / 22 AWG; insulated; electro-tin plated; light turquoisewww.wago.com/216-322

Subject to changes. Please also observe the further product documentation!

WAGO GmbH & Co. KG

Hansastr. 27

32423 Minden

Phone: +49571 887-0 | Fax: +49571 887-169

Email: info.de@wago.com | Web: www.wago.com

Do you have any questions about our products?

We are always happy to take your call at +49 (571) 887-44222.



Downloads

Documentation

Bid Text

859-737 docx - Datei	2019 年2月20 日	docx 15.7 kB	Download
-------------------------	--------------	-----------------	----------

859-737 X81 - Datei	2019 年2月19 日	xml 3.9 kB	Download
------------------------	--------------	---------------	----------

Instruction Leaflet

Relay modules, Optocoupler modules	V 2.0.0 2022 年1月19 日	pdf 2.1 MB	Download
------------------------------------	-------------------------	---------------	----------

Additional Information

Disposal and Recycling Electrical and electronic equipment, Batteries, Packaging	V 1.1.0 2022 年8月18 日	pdf 2.2 MB	Download
---	-------------------------	---------------	----------

CAD/CAE-Data

CAD data

2D/3D Models 859-737	URL	Download
----------------------	-----	----------

CAE data

EPLAN Data Portal 859-737	URL	Download
---------------------------	-----	----------

WSCAD Universe 859-737	URL	Download
------------------------	-----	----------

ZUKEN Portal 859-737	URL	Download
----------------------	-----	----------

Environmental Product Compliance

Compliance Search

Environmental Product Compliance 859-737	URL	Download
--	-----	----------

Subject to changes. Please also observe the further product documentation!

Optocoupler module; Nominal input voltage: 24 VDC; Output voltage range: 0 ... 30 VDC; Limiting continuous current: 5 A; 2-wire connection; Red status indicator; Module width: 6 mm; gray

Installation Notes

Conductor termination



Conductor termination

Commoning



Easy commoning using adjacent jumpers

Marking

Subject to changes. Please also observe the further product documentation!

Data sheet | Item number: 859-737

www.wago.com/859-737



Marking via Mini-WSB Quick Marking System

Subject to changes. Please also observe the further product documentation!

WAGO GmbH & Co. KG
Hansastr. 27
32423 Minden
Phone: +49571 887-0 | Fax: +49571 887-169
Email: info.de@wago.com | Web: www.wago.com

Do you have any questions about our products?
We are always happy to take your call at +49 (571) 887-44222.