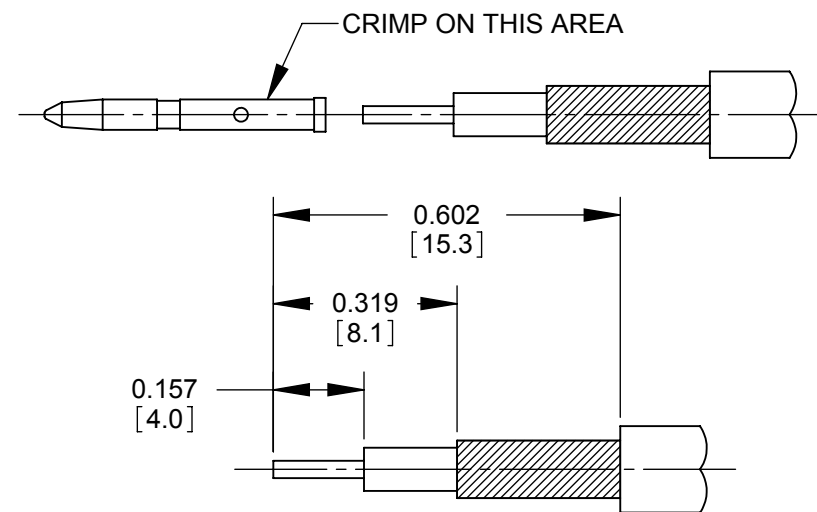
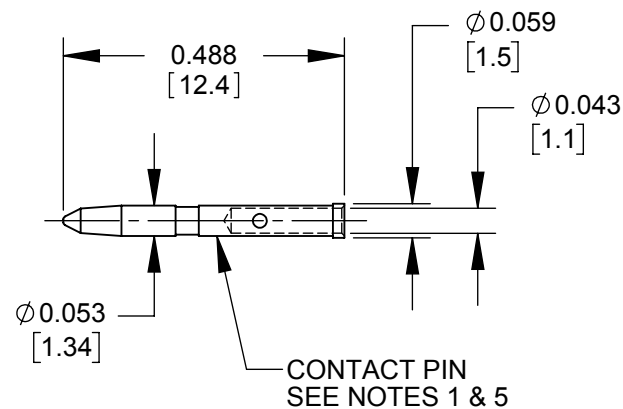


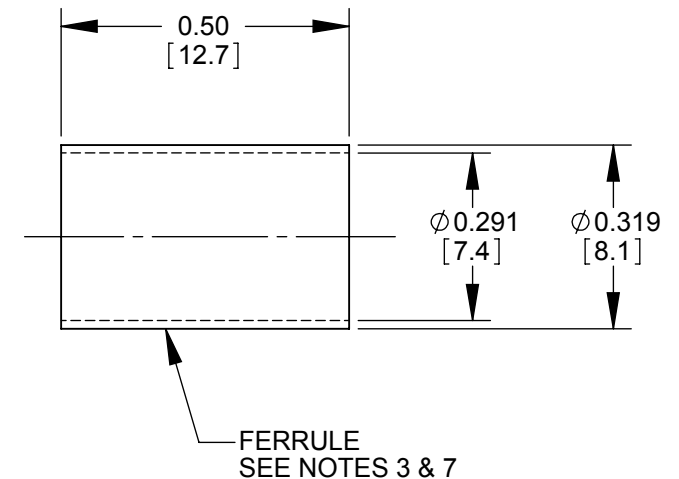
SECTION A-A



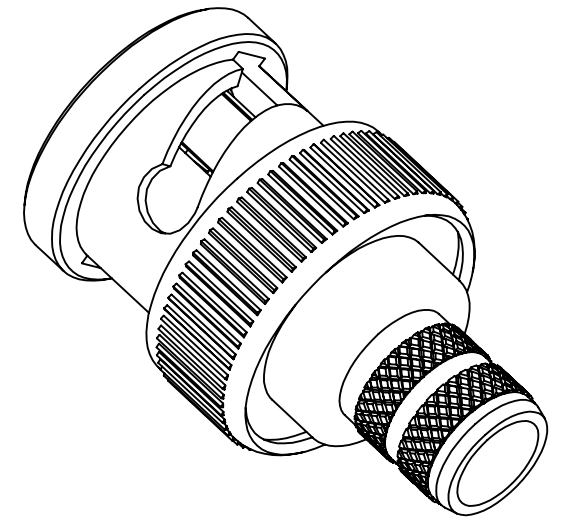
RECOMMENDED CABLE STRIPPING DIMENSIONS
SWITCHCRAFT STRIPPING TOOL #PTS1



CONTACT PIN
SEE NOTES 1 & 5



FERRULE
SEE NOTES 3 & 7



ALTERNATE KNURL DESIGN

NOTES:

FINISH (PLATING THICKNESS IN MICRO-INCHES)

1. BRASS PER QQ-B-626
2. BRASS PER QQ-B-613
3. NICKEL PLATING 100 MIN THICK OVER COPPER STRIKE.
4. NICKEL PLATING 200 MIN THICK OVER COPPER STRIKE.
5. GOLD PLATING 50 MIN THICK OVER NICKEL PLATING 100 MIN THICK OVER COPPER STRIKE.
6. TEFLON MIL-P-19468
7. JIS H 3250, C 2600
8. CRIMPED FERRULE HEX CRIMP SIZE 0.278.
9. CRIMPED CONTACT PIN SQUARE CRIMP SIZE 0.042 OR HEX CRIMP SIZE 0.041.
10. ALL DIMENSIONS ARE FOR REFERENCE ONLY.
11. THIS PRODUCT MEETS SMPTE ST 2082-1.
12. THIS PRODUCT IS RoHS COMPLIANT.

CUSTOMER DRAWING

					THIS DRAWING DESCRIBES A DESIGN CONSIDERED PROPRIETARY IN NATURE, DEVELOPED AND MANUFACTURED BY SWITCHCRAFT INC. AND IS RELEASED ON A CONFIDENTIAL BASIS FOR IDENTIFICATION PURPOSES ONLY.					
					SIZE	WIDTH	MULT	LBS/M	TEMPER	
					FINISH SPEC No.			MATERIAL SPEC No.		
					FIRST USED ON		SCALE 3:1			
B	28086	10-26-18	PC	TJK	DATE DRAWN	BY	CHKD	APVD	Switchcraft [®]	
A	27942	11-28-17	PC	TJK	10-17-16	SRC	SRC	TJK		
REV	ECO NUMBER	DATE	BY	APVD	NAME			PART No.		
REVISIONS					UHD BNC CONNECTOR 4694R CABLE, RoHS					SHEET 1 OF 1
					DO NOT SCALE DRAWING					REV B