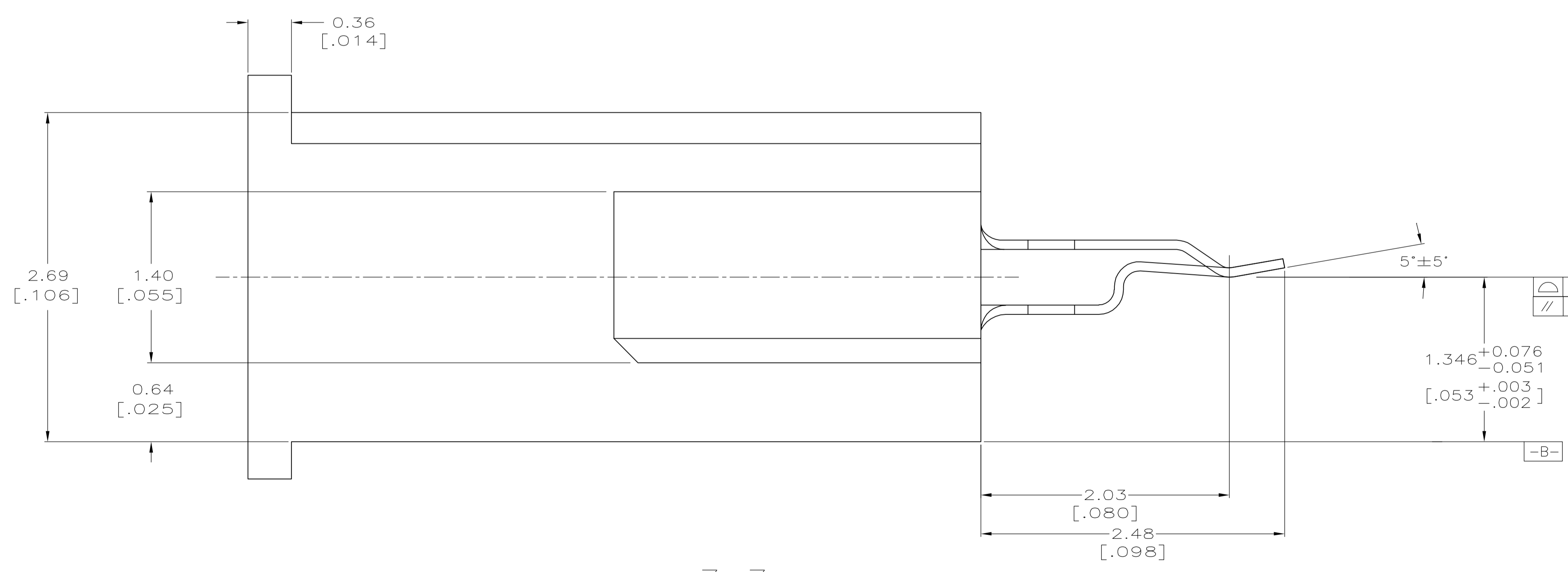
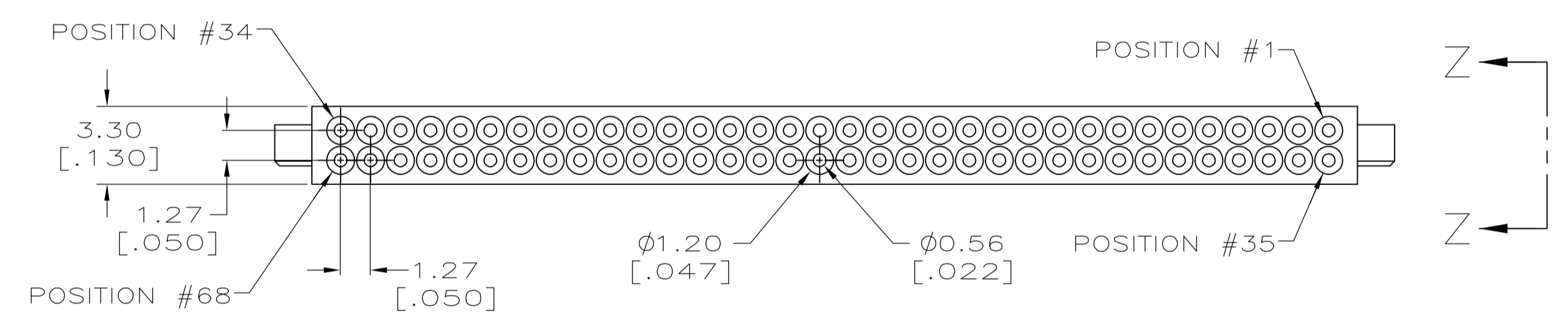
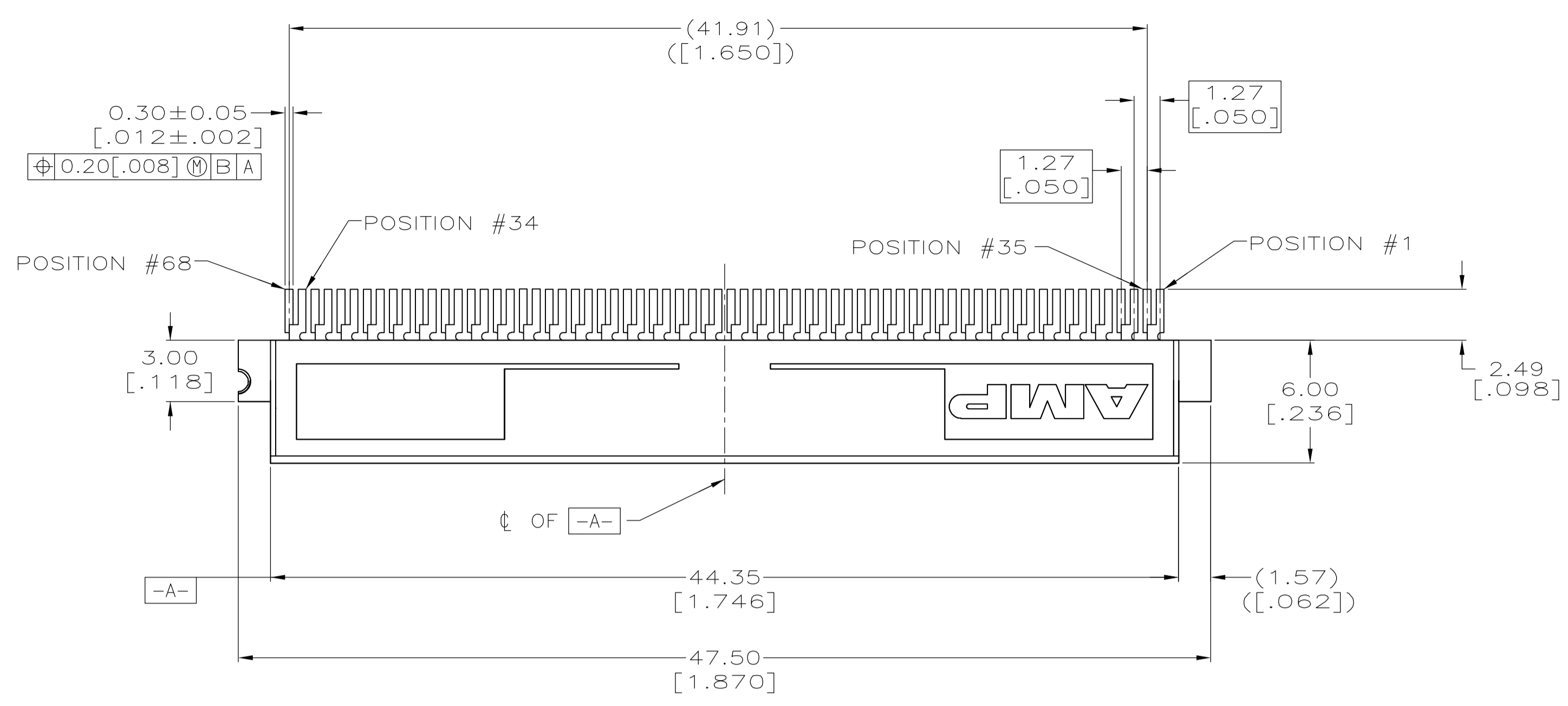
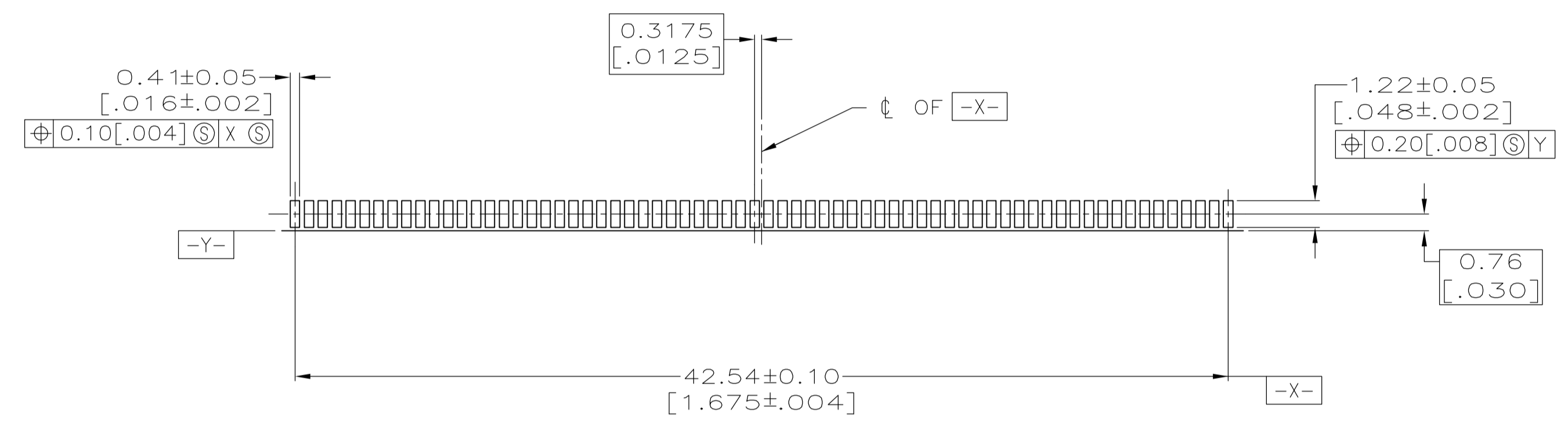


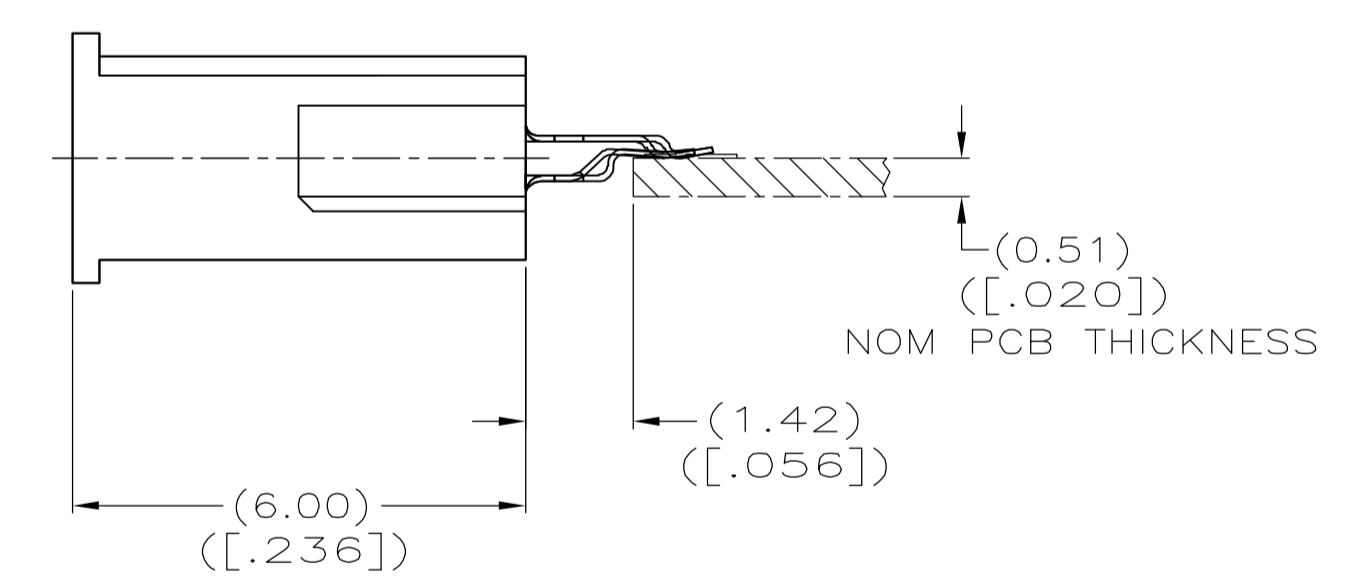
LOC		DIST		REVISIONS			
GP	00	P	LTR	DESCRIPTION	DATE	DWN	APVD
		0		RELEASED PER PPR 095-05	15MAR06	JG	DG



VIEW Z-Z
SCALE 40:1



RECOMMENDED PC BOARD LAYOUT



RECOMMENDED PC BOARD LOCATION
SCALE: 10:1

- ① HOUSING: LCP, GLASS FILLED, COLOR BLACK.
- ② CONTACTS: BERYLLIUM COPPER.
- ③ CONTACTS: 0.00076[.000030] MINIMUM GOLD ON MATING AREA, 0.00254[.000100] MINIMUM TIN ON SOLDER TAILS, ALL OVER 0.00127[.000050] MINIMUM NICKEL.
- ④ DIMENSION IN REFERENCE TO LOWEST POINT OF EACH LEAD.
- ⑤ POINT OF CONTACT 2.3[.091] REF FROM MATING FACE.
- ⑥ APPLIES TO ALL SOLDER TAILS.
- ⑦ PACKAGED IN 72mm WIDE TAPE AND PLASTIC REEL.

5146547-1
PART NUMBER

THIS DRAWING IS A CONTROLLED DOCUMENT.		DIN J GERACE 15MAR06		Tyco Electronics Corporation Harrisburg, PA 17105-3608	
DIMENSIONS: mm[INCHES]		CIK D GORENC 15MAR06		APVD M WALMSLEY 15MAR06	NAME RECEPTACLE ASSEMBLY, 68 POS, IN-LINE, ZERO OFFSET, SURFACE MOUNT, PC CARD
TOLERANCES UNLESS OTHERWISE SPECIFIED:		PRODUCT SPEC		APPLICATION SPEC	
0 PLC ± -		SIZE A1		CASE CODE 00779	
1 PLC ± -		DRAWING NO		DRAWING NO 5146547	
2 PLC ± -		WEIGHT		SCALE 5:1	
3 PLC ± 0.13[.005]		RESTRICTED TO		SHEET 1 OF 1	
4 PLC ± ± 0.30°		CUSTOMER DRAWING		REV 0	
FINISH		MATERIAL			