

Chip Inductor AWCS Series

**Automotive
AEC-Q200**



RoHS Compliant
Halogen Free
REACH Compliant



- RF
Circuit
- Unshield
- Wire
Wound
- Ceramic
- High
Q

Part Numbering

A	WCS	00	161008	1R0	K	00
Grade	Series Name	Control Code	Dimensions Code (mm)	Inductance (nH)	Tolerance	Internal Code
			120707 1.19x0.7x0.66	3N0 3	G ±2%	
			161008 1.6x1.02x0.82	10N 10	H ±3%	
			231715 2.35x1.73x1.52	R10 100	J ±5%	
			292821 2.92x2.79x2.1	1R0 1000	K ±10%	
			372822 3.7x2.8x2.2			

AWCS00120707 Type
■ Dimensions

■ Recommended Land Pattern

■ Electrical Characteristics

Part No.	Inductance (nH)	L/Q Test		Q Min.	SRF (MHz)Min.	RDC (Ω)Max.	I _{rms} (mA)Max.	Tolerance
		Freq. (MHz)						
AWCS001207071N0□00	1	250/250		16	12700	0.045	1360	10,5,±0.1nH
AWCS001207071N2□00	1.2	250/250		10	10400	0.14	640	10,5,±0.1nH
AWCS001207071N3□00	1.3	250/250		10	10400	0.14	640	10,±0.1nH
AWCS001207071N9□00	1.9	250/250		16	11300	0.07	1040	10,5,±0.1nH
AWCS001207072N0□00	2	250/250		16	11100	0.07	1040	10,5,±0.1nH
AWCS001207072N2□00	2.2	250/250		19	10800	0.07	960	10,5,±0.1nH
AWCS001207072N4□00	2.4	250/250		15	10500	0.068	790	10,5,±0.1nH
AWCS001207072N5□00	2.5	250/250		13	10400	0.15	640	10,5,±0.1nH
AWCS001207072N7□00	2.7	250/250		16	10400	0.12	640	10,5,±0.1nH
AWCS001207073N3□00	3.3	250/250		19	7000	0.066	840	10,5,3
AWCS001207073N6□00	3.6	250/250		19	6800	0.066	840	10,5,3
AWCS001207073N9□00	3.9	250/250		19	6000	0.066	840	10,5,3
AWCS001207074N3□00	4.3	250/250		18	6000	0.091	700	10,5,3
AWCS001207074N7□00	4.7	250/250		15	4770	0.13	640	10,5,3
AWCS001207075N1□00	5.1	250/250		20	4800	0.083	800	10,5,3
AWCS001207075N6□00	5.6	250/250		20	4800	0.083	760	10,5,3
AWCS001207075N8□00	5.8	250/250		20	4800	0.083	760	10,5,3
AWCS001207076N2□00	6.2	250/250		20	4800	0.083	760	10,5,3
AWCS001207076N8□00	6.8	250/250		20	4800	0.083	680	10,5,3
AWCS001207077N3□00	7.3	250/250		20	4800	0.12	680	10,5,3
AWCS001207077N5□00	7.5	250/250		22	4800	0.1	680	10,5,3
AWCS001207078N2□00	8.2	250/250		22	4400	0.1	680	10,5,3
AWCS001207078N7□00	8.7	250/250		18	4100	0.2	480	10,5,3
AWCS001207079N0□00	9	250/250		22	4160	0.1	680	10,5,3
AWCS001207079N1□00	9.1	250/250		22	4160	0.1	680	10,5,3
AWCS001207079N5□00	9.5	250/250		18	4000	0.2	480	10,5,3
AWCS0012070710N□00	10	250/250		21	3900	0.2	480	10,5,3,2
AWCS0012070711N□00	11	250/250		24	3680	0.12	640	10,5,3,2
AWCS0012070712N□00	12	250/250		24	3600	0.12	640	10,5,3,2
AWCS0012070713N□00	13	250/250		24	3450	0.21	440	10,5,3,2
AWCS0012070715N□00	15	250/250		24	3280	0.17	560	10,5,3,2
AWCS0012070716N□00	16	250/250		24	3100	0.22	560	10,5,3,2

Note: When ordering, please specify tolerance code. Tolerance: B=±0.1 / G=±2% / H=±3% / J=±5% / K=±10%

1. Operating temperature range - 40°C ~ 125°C(Including self - temperature rise)

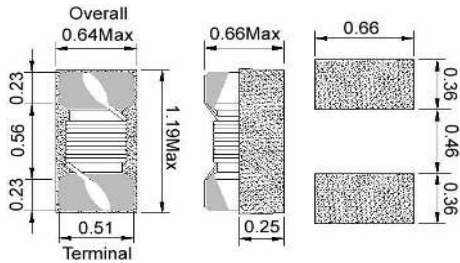
2. I_{rms} for a 15°C temperature rise from 25°C ambient.

3. Measure Equipment:

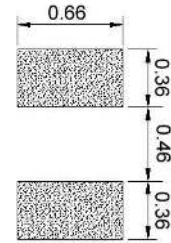
L & Q: Agilent E4991A+Agilent HP16197A

SRF: Agilent HP8753D/Agilent E4991A

RDC: HP4287A

AWCS00120707 Type
■ Dimensions


unit:mm

■ Recommended Land Pattern


unit:mm

■ Electrical Characteristics

Part No.	Inductance (nH)	L/Q Test		Q Min.	SRF (MHz)Min.	RDC (Ω)Max.	I _{rms} (mA)Max.	Tolerance
		Inductance	Freq.					
AWCS0012070718N□00	18	250/250	25	25	3100	0.23	420	10,5,3,2
AWCS0012070719N□00	19	250/250	24	24	3040	0.2	480	10,5,3,2
AWCS0012070720N□00	20	250/250	25	25	3000	0.25	420	10,5,3,2
AWCS0012070722N□00	22	250/250	25	25	2800	0.3	400	10,5,3,2
AWCS0012070723N□00	23	250/250	22	22	2720	0.3	400	10,5,3,2
AWCS0012070724N□00	24	250/250	25	25	2700	0.3	400	10,5,3,2
AWCS0012070727N□00	27	250/250	24	24	2480	0.3	400	10,5,3,2
AWCS0012070730N□00	30	250/250	25	25	2350	0.35	400	10,5,3,2
AWCS0012070733N□00	33	250/250	24	24	2350	0.4	400	10,5,3,2
AWCS0012070736N□00	36	250/250	24	24	2320	0.44	320	10,5,3,2
AWCS0012070739N□00	39	250/250	25	25	2100	0.55	200	10,5,3,2
AWCS0012070740N□00	40	250/250	24	24	2240	0.65	320	10,5,3,2
AWCS0012070743N□00	43	250/250	25	25	2030	0.81	100	10,5,3,2
AWCS0012070747N□00	47	250/250	20	20	2100	0.83	150	10,5,3,2
AWCS0012070751N□00	51	250/250	25	25	1750	0.82	100	10,5,3,2
AWCS0012070756N□00	56	250/250	22	22	1760	0.97	100	10,5,3,2
AWCS0012070768N□00	68	250/250	22	22	1620	1.12	100	10,5,3,2
AWCS0012070772N□00	72	250/250	20	20	1260	2	30	10,5,3,2
AWCS0012070782N□00	82	250/250	20	20	1260	1.55	50	10,5,3,2
AWCS00120707R10□00	100	250/250	20	20	1160	2	30	10,5,3,2
AWCS00120707R18□00	180	100/100	8	8	700	2.7	50	10,5,3,2
AWCS00120707R22□00	220	100/100	8	8	700	4	50	10,5,3,2

Note: When ordering, please specify tolerance code. Tolerance: B=±0.1 / G=±2% / H=±3% / J=±5% / K=±10%

1. Operating temperature range - 40°C ~ 125°C(Including self - temperature rise)
2. I_{rms} for a 15°C temperature rise from 25°C ambient.
3. Measure Equipment:

L & Q: Agilent E4991A+Agilent HP16197A

SRF: Agilent HP8753D/Agilent E4991A

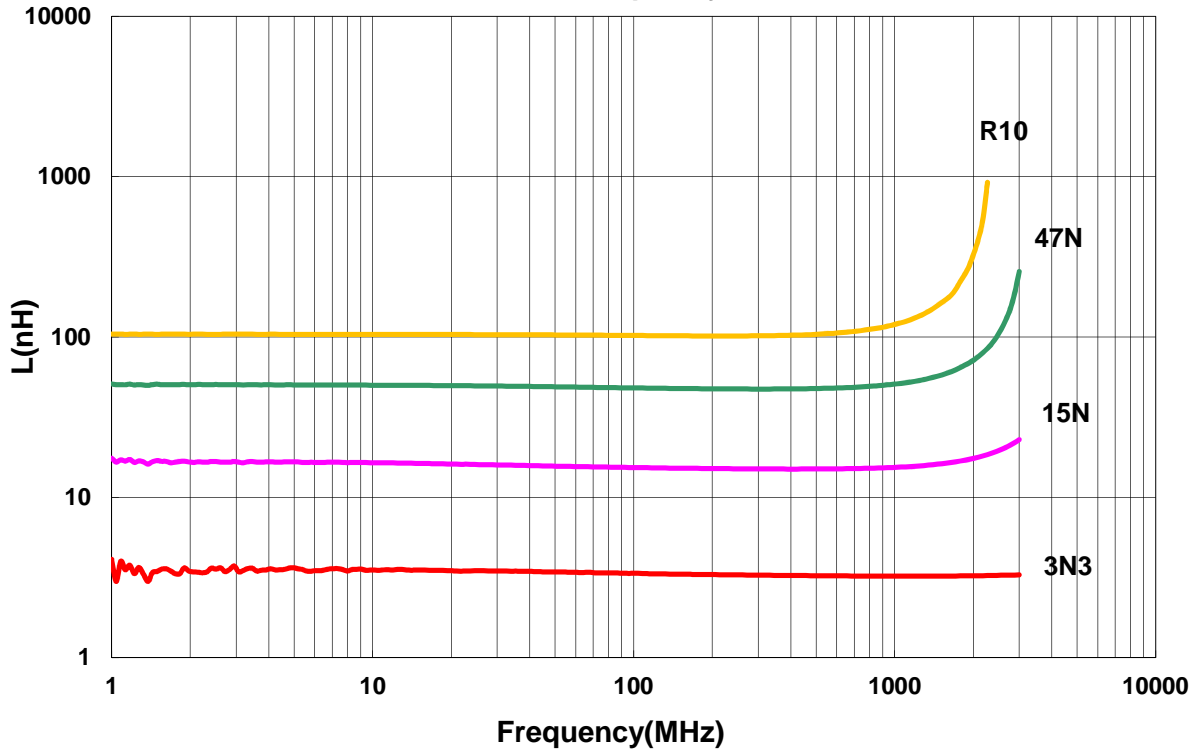
RDC: HP4287A

I_{rms}: HP4284A+HP42841A/HP4285A+HP42841A

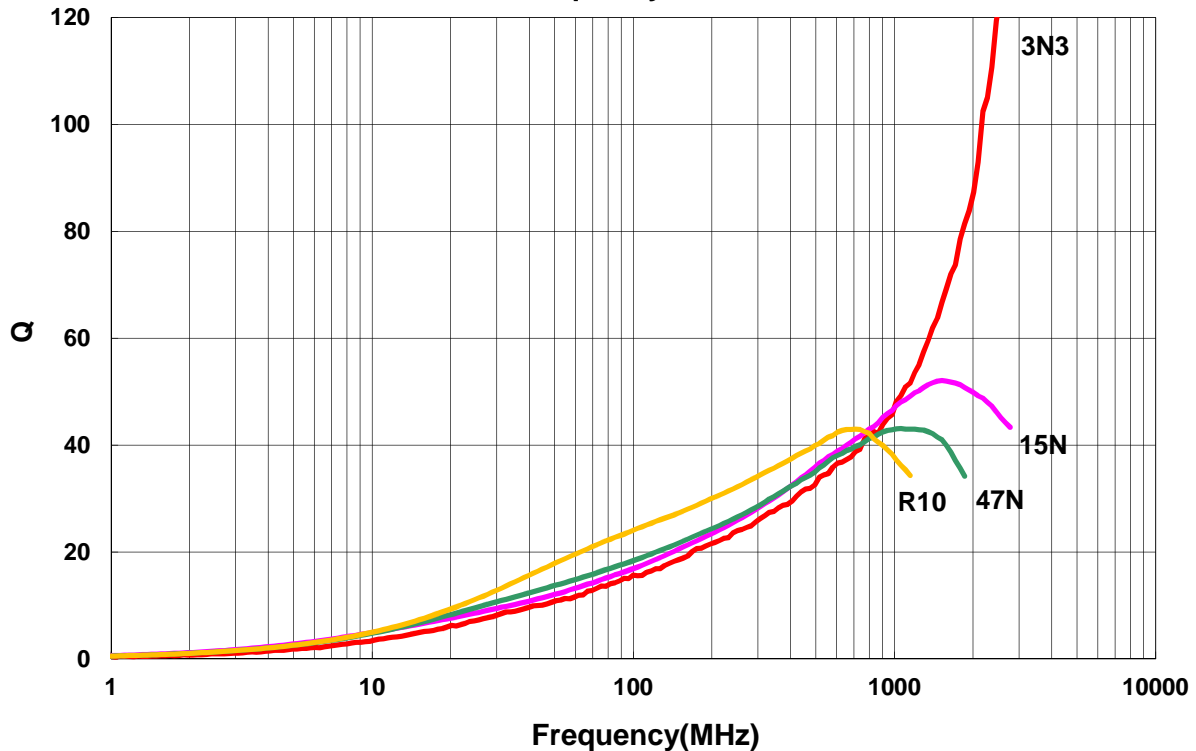
AWCS00120707 Type

Characteristics Graph

Inductance vs. Frequency Characteristics



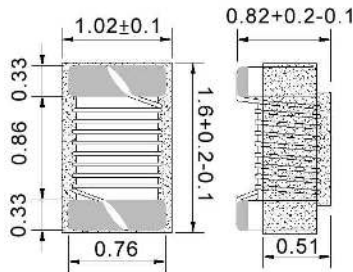
Q vs. Frequency Characteristics



Please be sure to request approval specifications that provide further details of the products. Kindly note that the content of these specifications are subject to change or may be discontinued without prior notice. This product may not be designed/used in medical or high risk applications without Chilisin approval. Please contact our sales department before ordering.


AWCS00161008 Type

Dimensions



unit:mm

Recommended Land Pattern



unit:mm

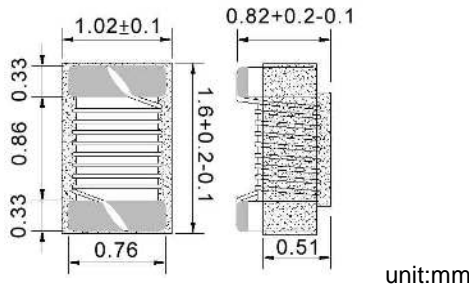

Electrical Characteristics

Part No.	Inductance (nH)	L/Q Test		Q Min.	SRF (MHz)Min.	RDC (Ω)Max.	I _{rms} (mA)Max.	Tolerance
		Freq. (MHz)						
AWCS001610081N6□00	1.6	250/250		24	12500	0.03	700	10,5,±0.1nH
AWCS001610081N8□00	1.8	250/250		16	12500	0.045	700	10,5,±0.1nH
AWCS001610082N2□00	2.2	250/250		13	12500	0.25	700	10,5,±0.1nH
AWCS001610083N3□00	3.3	250/250		35	5900	0.045	700	10,5,3,2
AWCS001610083N6□00	3.6	250/250		22	5900	0.063	700	10,5,3,2
AWCS001610083N9□00	3.9	250/250		22	6900	0.08	700	10,5,3,2
AWCS001610084N3□00	4.3	250/250		22	5900	0.063	700	10,5,3,2
AWCS001610084N7□00	4.7	250/250		20	5800	0.116	700	10,5,3,2
AWCS001610085N1□00	5.1	250/250		20	5700	0.14	700	10,5,3,2
AWCS001610085N6□00	5.6	250/250		20	5800	0.17	700	10,5,3,2
AWCS001610086N3□00	6.3	250/250		20	5700	0.14	700	10,5,3,2
AWCS001610086N8□00	6.8	250/250		27	5800	0.11	700	10,5,3,2
AWCS001610087N5□00	7.5	250/250		28	4800	0.106	700	10,5,3,2
AWCS001610088N2□00	8.2	250/250		28	4700	0.109	700	10,5,3,2
AWCS001610088N7□00	8.7	250/250		28	4600	0.109	700	10,5,3,2
AWCS001610089N1□00	9.1	250/250		28	4800	0.12	700	10,5,3,2
AWCS001610089N5□00	9.5	250/250		28	5400	0.135	700	10,5,3,2
AWCS0016100810N□00	10	250/250		31	4800	0.13	700	10,5,3,2
AWCS0016100811N□00	11	250/250		33	4000	0.086	700	10,5,3,2
AWCS0016100812N□00	12	250/250		35	4000	0.13	700	10,5,3,2
AWCS0016100813N□00	13	250/250		30	4000	0.16	700	10,5,3,2
AWCS0016100815N□00	15	250/250		35	4000	0.17	700	10,5,3,2
AWCS0016100816N□00	16	250/250		34	3300	0.104	700	10,5,3,2
AWCS0016100818N□00	18	250/250		35	3100	0.17	700	10,5,3,2
AWCS0016100820N□00	20	250/250		38	3000	0.19	700	10,5,3,2
AWCS0016100822N□00	22	250/250		38	3000	0.19	700	10,5,3,2
AWCS0016100823N□00	23	250/250		38	2850	0.19	700	10,5,3,2
AWCS0016100824N□00	24	250/250		37	2650	0.135	700	10,5,3,2
AWCS0016100827N□00	27	250/250		40	2800	0.22	600	10,5,3,2
AWCS0016100830N□00	30	250/250		37	2250	0.144	600	10,5,3,2
AWCS0016100833N□00	33	250/250		40	2300	0.22	600	10,5,3,2
AWCS0016100836N□00	36	250/250		38	2080	0.25	600	10,5,3,2

Note: When ordering, please specify tolerance code. Tolerance: B=±0.1 / G=±2% / H=±3% / J=±5% / K=±10%

- Operating temperature range - 40°C ~ 125°C(Including self - temperature rise)
- I_{rms} for a 15°C temperature rise from 25°C ambient.
- Measure Equipment:
L & Q: Agilent E4991A+Agilent HP16197A
SRF: Agilent HP8753D/Agilent E4991A
RDC: Chroma 16502

Please be sure to request approval specifications that provide further details of the products. Kindly note that the content of these specifications are subject to change or may be discontinued without prior notice. This product may not be designed/used in medical or high risk applications without Chilisin approval. Please contact our sales department before ordering.

AWCS00161008 Type
■ Dimensions

■ Recommended Land Pattern

■ Electrical Characteristics

Part No.	Inductance (nH)	L/Q Test		Q Min.	SRF (MHz)Min.	RDC (Ω)Max.	I _{rms} (mA)Max.	Tolerance
		Freq. (MHz)						
AWCS0016100839N□00	39	250/250		40	2200	0.25	600	10,5,3,2
AWCS0016100843N□00	43	250/250		39	2000	0.28	600	10,5,3,2
AWCS0016100847N□00	47	200/200		38	2000	0.28	600	10,5,3,2
AWCS0016100851N□00	51	200/200		38	1900	0.31	600	10,5,3,2
AWCS0016100856N□00	56	200/200		38	1900	0.31	600	10,5,3,2
AWCS0016100868N□00	68	200/200		37	1700	0.34	600	10,5,3,2
AWCS0016100872N□00	72	150/150		34	1700	0.49	400	10,5,3,2
AWCS0016100882N□00	82	150/150		34	1700	0.54	400	10,5,3,2
AWCS0016100891N□00	91	150/150		34	1400	0.58	400	10,5,3,2
AWCS00161008R10□00	100	150/150		34	1400	0.58	400	10,5,3,2
AWCS00161008R11□00	110	150/150		32	1350	0.61	300	10,5,3,2
AWCS00161008R12□00	120	150/150		32	1300	0.75	300	10,5,3,2
AWCS00161008R15□00	150	150/150		28	990	0.92	280	10,5,3,2
AWCS00161008R16□00	160	100/100		25	990	1.25	240	10,5,3,2
AWCS00161008R18□00	180	100/100		25	990	1.25	240	10,5,3,2
AWCS00161008R20□00	200	100/100		25	900	2.1	200	10,5,3,2
AWCS00161008R21□00	210	100/100		27	895	2.06	200	10,5,3,2
AWCS00161008R22□00	220	100/100		25	900	2.1	200	10,5,3,2
AWCS00161008R24□00	240	100/100		25	900	2.2	200	10,5,3,2
AWCS00161008R25□00	250	100/100		25	822	3.55	120	10,5,3,2
AWCS00161008R27□00	270	100/100		24	900	2.8	170	10,5,3,2
AWCS00161008R33□00	330	100/100		25	900	3.89	100	10,5,3,2
AWCS00161008R39□00	390	100/100		25	900	4.35	100	10,5,3,2
AWCS00161008R47□00	470	100/100		25	500	4.5	100	10,5,3,2
AWCS00161008R56□00	560	100/100		23	460	4.7	90	10,5,3,2

Note: When ordering, please specify tolerance code. Tolerance: B=±0.1 / G=±2% / H=±3% / J=±5% / K=±10%

1. Operating temperature range - 40°C ~ 125°C(Including self - temperature rise)

2. I_{rms} for a 15°C temperature rise from 25°C ambient.

3. Measure Equipment:

L & Q: Agilent E4991A+Agilent HP16197A

SRF: Agilent HP8753D/Agilent E4991A

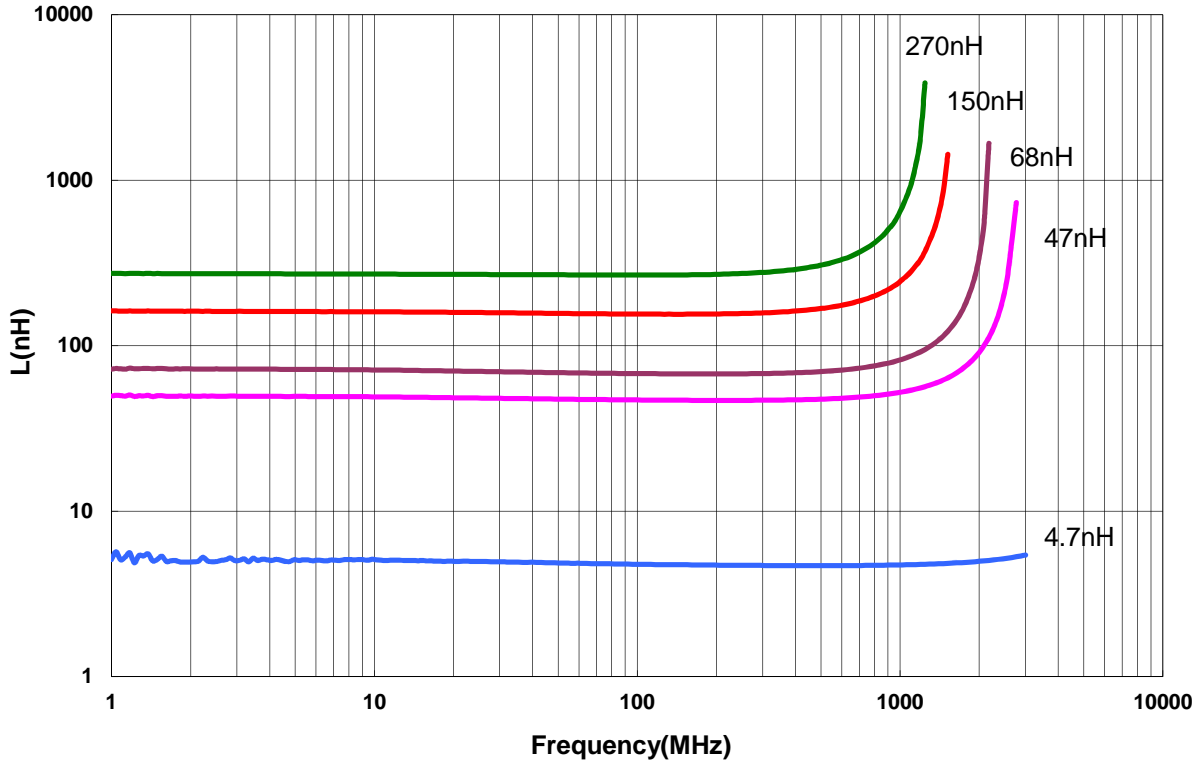
RDC: Chroma 16502

I_{rms}: HP4284A+HP42841A/HP4285A+HP42841A

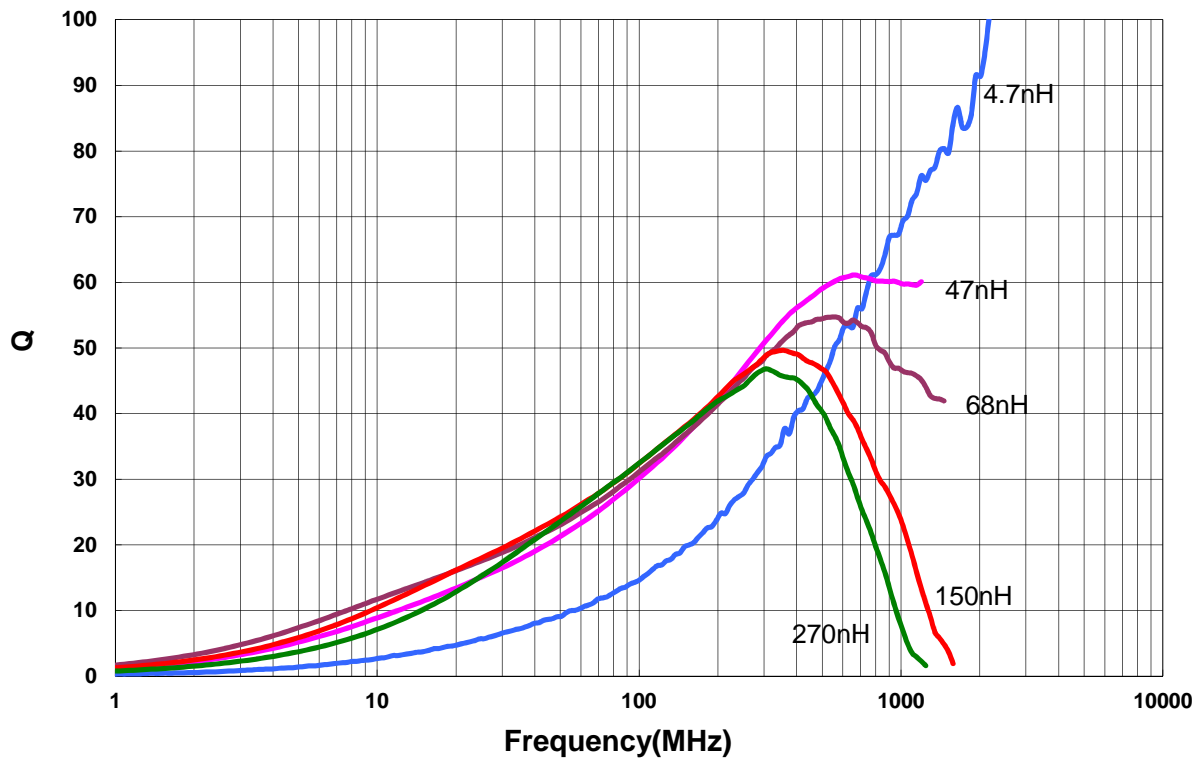
AWCS00161008 Type

Characteristics Graph

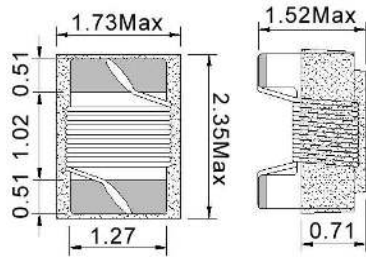
Inductance vs. Frequency Characteristics




Q vs. Frequency Characteristics



Please be sure to request approval specifications that provide further details of the products. Kindly note that the content of these specifications are subject to change or may be discontinued without prior notice. This product may not be designed/used in medical or high risk applications without Chilisin approval. Please contact our sales department before ordering.

AWCS00231715 Type
■ Dimensions


unit:mm

■ Recommended Land Pattern


unit:mm

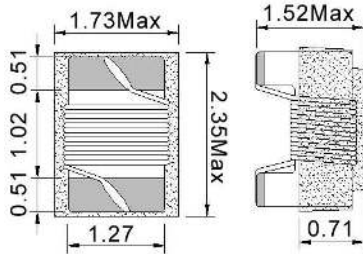
■ Electrical Characteristics

Part No.	Inductance (nH)	L/Q Test		Q Min.	SRF (MHz)Min.	RDC (Ω)Max.	I _{rms} (mA)Max.	Tolerance
		Inductance	Freq.					
AWCS002317152N7□00	2.7	250/1500	50	7900	0.06	800	10,5,2	
AWCS002317152N8□00	2.8	250/1500	80	7900	0.06	800	10,5,2	
AWCS002317153N0□00	3.0	250/1500	65	7900	0.06	800	10,5,2	
AWCS002317153N3□00	3.3	250/1500	50	7900	0.08	600	10,5,2	
AWCS002317155N6□00	5.6	250/1000	65	5500	0.08	600	10,5,2	
AWCS002317156N8□00	6.8	250/1000	50	5500	0.11	600	10,5,2	
AWCS002317157N5□00	7.5	250/1000	50	4500	0.14	600	10,5,2	
AWCS002317158N2□00	8.2	250/1000	50	4700	0.12	600	10,5,2	
AWCS0023171510N□00	10	250/500	60	4200	0.10	600	10,5,2	
AWCS0023171512N□00	12	250/500	50	4000	0.15	600	10,5,2	
AWCS0023171515N□00	15	250/500	50	3400	0.17	600	10,5,2	
AWCS0023171518N□00	18	250/500	50	3300	0.20	600	10,5,2	
AWCS0023171522N□00	22	250/500	55	2600	0.22	500	10,5,2	
AWCS0023171524N□00	24	250/500	50	2000	0.22	500	10,5,2	
AWCS0023171527N□00	27	250/500	55	2500	0.25	500	10,5,2	
AWCS0023171533N□00	33	250/500	60	2050	0.27	500	10,5,2	
AWCS0023171536N□00	36	250/500	55	1700	0.27	500	10,5,2	
AWCS0023171539N□00	39	250/500	60	2000	0.29	500	10,5,2	
AWCS0023171543N□00	43	200/500	60	1650	0.34	500	10,5,2	
AWCS0023171547N□00	47	200/500	60	1650	0.31	500	10,5,2	
AWCS0023171556N□00	56	200/500	60	1550	0.34	500	10,5,2	
AWCS0023171568N□00	68	200/500	60	1450	0.38	500	10,5,2	
AWCS0023171582N□00	82	150/500	65	1300	0.42	400	10,5,2	
AWCS0023171591N□00	91	150/500	65	1200	0.48	400	10,5,2	
AWCS00231715R10□00	100	150/500	65	1200	0.46	400	10,5,2	
AWCS00231715R11□00	110	150/250	50	1000	0.48	400	10,5,2	
AWCS00231715R12□00	120	150/250	50	1100	0.51	400	10,5,2	
AWCS00231715R15□00	150	100/250	50	920	0.56	400	10,5,2	
AWCS00231715R18□00	180	100/250	50	870	0.64	400	10,5,2	
AWCS00231715R20□00	200	100/250	50	860	0.68	400	10,5,2	


Note: When ordering, please specify tolerance code. Tolerance: G=±2% / J=±5% / K=±10%

1. Operating temperature range - 40°C ~ 125°C(Including self - temperature rise)
2. I_{rms} for a 15°C temperature rise from 25°C ambient.
3. Measure Equipment:

L & Q: Agilent E4991A+Agilent HP16197A
 SRF: Agilent HP8753D/Agilent E4991A
 RDC: Chroma 16502
 I_{rms}: HP4284A+HP42841A/HP4285A+HP42841A

AWCS00231715 Type
■ Dimensions


unit:mm

■ Recommended Land Pattern


unit:mm

■ Electrical Characteristics

Part No.	Inductance (nH)	L/Q Test		Q Min.	SRF (MHz)Min.	RDC (Ω)Max.	I _{rms} (mA)Max.	Tolerance
		Inductance	Freq. (MHz)					
AWCS00231715R22□00	220	100/250	50	850	0.70	400	10,5,2	
AWCS00231715R24□00	240	100/250	44	690	1.00	350	10,5,2	
AWCS00231715R25□00	250	100/250	45	660	1.2	350	10,5,2	
AWCS00231715R27□00	270	100/250	48	650	1	350	10,5,2	
AWCS00231715R30□00	300	100/250	25	450	1.4	310	10,5,2	
AWCS00231715R33□00	330	100/250	48	600	1.4	310	10,5,2	
AWCS00231715R39□00	390	100/250	48	560	1.5	290	10,5,2	
AWCS00231715R47□00	470	50/100	33	450	1.76	250	10,5,2	
AWCS00231715R51□00	510	25/50	23	340	1.9	230	10,5,2	
AWCS00231715R56□00	560	25/50	23	340	1.9	230	10,5,2	
AWCS00231715R62□00	620	25/50	23	220	2.2	210	10,5,2	
AWCS00231715R68□00	680	25/50	23	188	2.2	190	10,5,2	
AWCS00231715R30□00	820	25/50	23	215	2.35	180	10,5,2	
AWCS002317151R0□00	1000	25/50	20	100	2.5	170	10,5,2	
AWCS002317151R2□00	1200	7.9/25	18	100	2.5	170	10,5	
AWCS002317151R8□00	1800	7.9/7.9	16	80	2.5	170	10,5,2	
AWCS002317152R2□00	2200	7.9/7.9	16	65	3.9	140	10,5,2	
AWCS002317153R3□00	3300	7.9/7.9	15	40	4.4	90	10,5,2	
AWCS002317154R7□00	4700	7.9/7.9	15	40	6.4	90	10,5,2	

Note: When ordering, please specify tolerance code. Tolerance: G=±2% / J=±5% / K=±10%

1. Operating temperature range - 40°C ~ 125°C(Including self - temperature rise)

2. I_{rms} for a 15°C temperature rise from 25°C ambient.

3. Measure Equipment:

L & Q: Agilent E4991A+Agilent HP16197A

SRF: Agilent HP8753D/Agilent E4991A

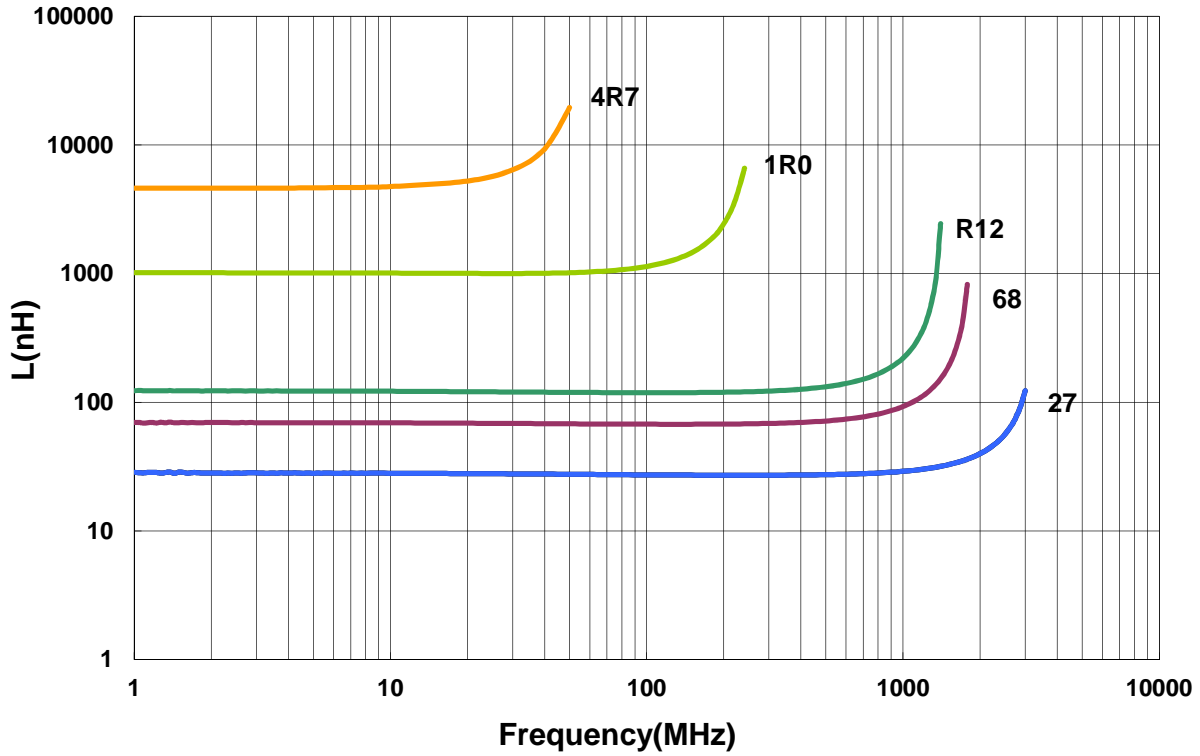
RDC:Chroma 16502

I_{rms}: HP4284A+HP42841A/HP4285A+HP42841A

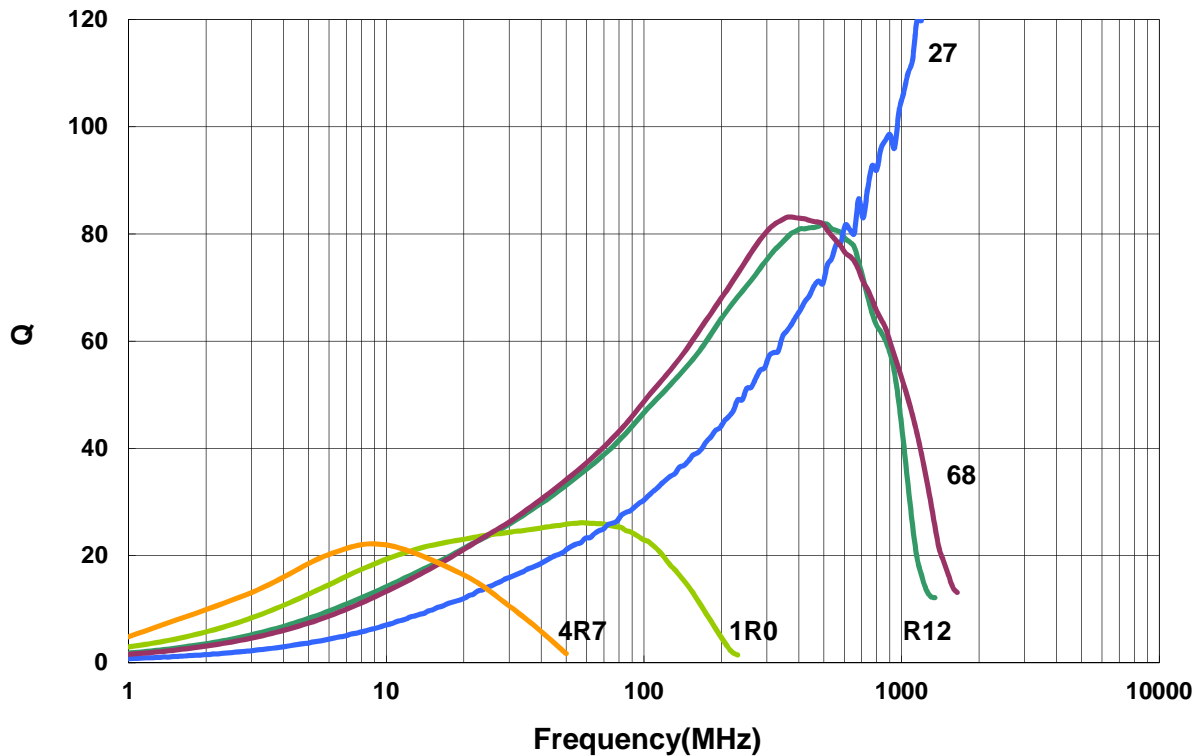
AWCS00231715 Type

Characteristics Graph

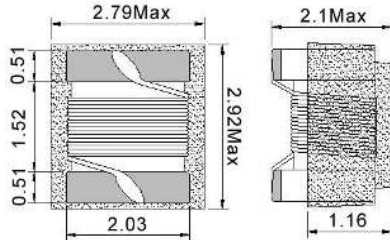
Inductance vs. Frequency Charateristics



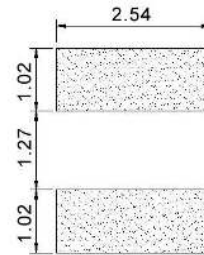
Q vs. Frequency Charateristics



Please be sure to request approval specifications that provide further details of the products. Kindly note that the content of these specifications are subject to change or may be discontinued without prior notice. This product may not be designed/used in medical or high risk applications without Chilisin approval. Please contact our sales department before ordering.

AWCS00292821 Type
■ Dimensions


unit:mm

■ Recommended Land Pattern


unit:mm

■ Electrical Characteristics

Part No.	Inductance (nH)	L/Q Test		Q Min.	SRF (MHz)Min.	RDC (Ω)Max.	I _{rms} (mA)Max.	Tolerance
		Freq. (MHz)						
AWCS00292821-10N□00	10	50/500		50	4100	0.08	1000	10,5,2
AWCS00292821-12N□00	12	50/500		50	3300	0.09	1000	10,5,2
AWCS00292821-15N□00	15	50/500		50	2500	0.1	1000	10,5,2
AWCS00292821-18N□00	18	50/350		50	2500	0.11	1000	10,5,2
AWCS00292821-22N□00	22	50/350		55	2400	0.12	1000	10,5,2
AWCS00292821-27N□00	27	50/350		55	1600	0.13	1000	10,5,2
AWCS00292821-33N□00	33	50/350		60	1600	0.14	1000	10,5,2
AWCS00292821-39N□00	39	50/350		60	1500	0.15	1000	10,5,2
AWCS00292821-47N□00	47	50/350		65	1500	0.16	1000	10,5,2
AWCS00292821-56N□00	56	50/350		65	1300	0.18	1000	10,5,2
AWCS00292821-68N□00	68	50/350		65	1300	0.2	1000	10,5,2
AWCS00292821-82N□00	82	50/350		60	1000	0.22	1000	10,5,2
AWCS00292821-R10□00	100	25/350		60	1000	0.56	650	10,5,2
AWCS00292821-R12□00	120	25/350		60	950	0.63	650	10,5,2
AWCS00292821-R15□00	150	25/100		45	850	0.7	580	10,5,2
AWCS00292821-R18□00	180	25/100		45	750	0.77	620	10,5,3,2
AWCS00292821-R20□00	200	25/100		45	700	0.84	500	10,5,2
AWCS00292821-R22□00	220	25/100		45	700	0.84	500	10,5,2
AWCS00292821-R27□00	270	25/100		45	600	0.91	500	10,5,2
AWCS00292821-R33□00	330	25/100		45	570	1.05	450	10,5,2
AWCS00292821-R39□00	390	25/100		45	500	1.12	470	10,5,2
AWCS00292821-R47□00	470	25/100		45	450	1.19	470	10,5,2
AWCS00292821-R56□00	560	25/100		45	415	1.33	400	10,5,2
AWCS00292821-R62□00	620	25/100		45	375	1.4	300	10,5,2
AWCS00292821-R68□00	680	25/100		45	375	1.47	400	10,5,2
AWCS00292821-R75□00	750	25/100		45	360	1.54	360	10,5,2
AWCS00292821-R82□00	820	25/100		45	350	1.61	400	10,5,2
AWCS00292821-R91□00	910	25/50		35	320	1.68	380	10,5,2

Note: When ordering, please specify tolerance code. Tolerance: G=±2% / H=±3% / J=±5% / K=±10%

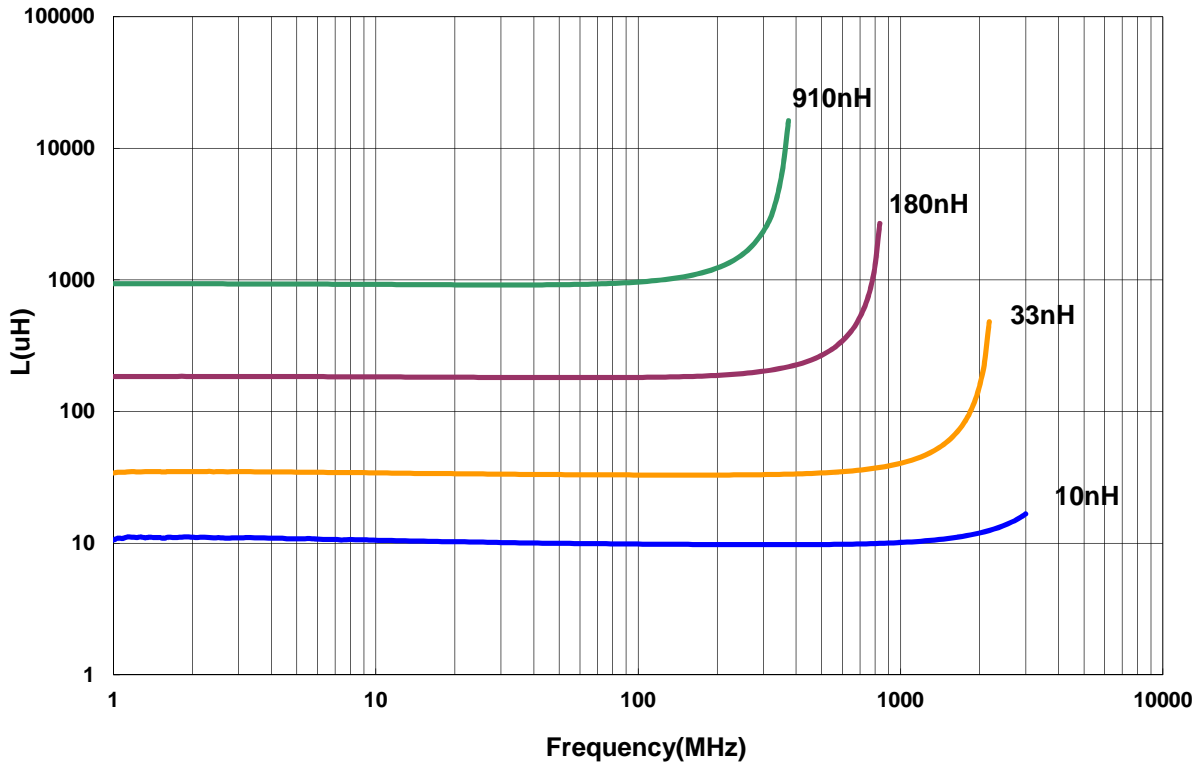
1. Operating temperature range - 40°C ~ 125°C(Including self - temperature rise)
2. I_{rms} for a 15°C temperature rise from 25°C ambient.
3. Measure Equipment:

L & Q: Agilent E4991A+Agilent HP16197A
 SRF: Agilent HP8753D/Agilent E4991A
 RDC: Chroma 16502
 I_{rms}: HP4284A+HP42841A/HP4285A+HP42841A

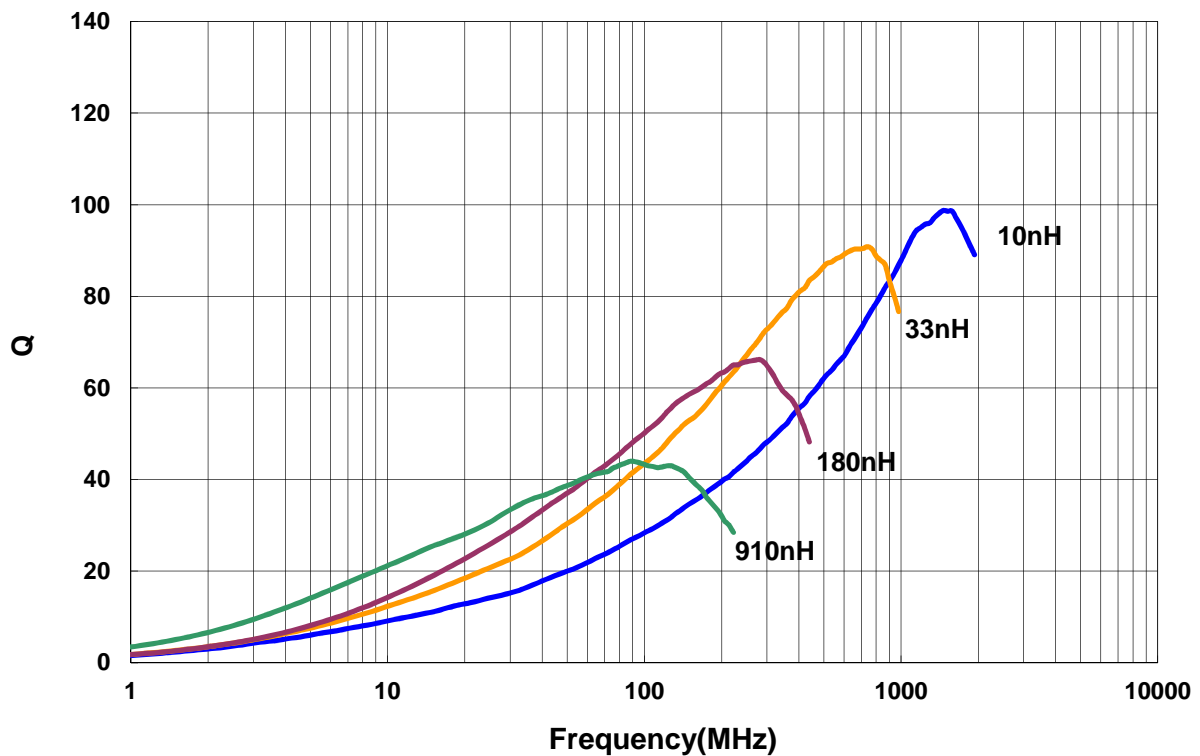
AWCS00292821 Type

Characteristics Graph

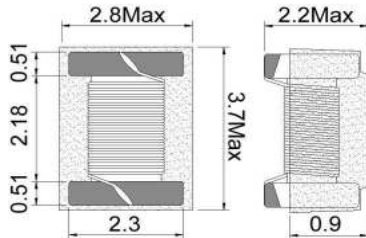
Inductance vs. Frequency Characteristics




Q vs. Frequency Characteristics



Please be sure to request approval specifications that provide further details of the products. Kindly note that the content of these specifications are subject to change or may be discontinued without prior notice. This product may not be designed/used in medical or high risk applications without Chilisin approval. Please contact our sales department before ordering.

AWCS00372822 Type
■ Dimensions


unit:mm

■ Recommended Land Pattern


unit:mm

■ Electrical Characteristics

Part No.	Inductance (nH)	L/Q Test		Q Min.	SRF (MHz)Min.	RDC (Ω)Max.	I _{rms} (mA)Max.	Tolerance
		Inductance	Freq.					
AWCS003728223N□00	3.3	100/300	30	6200	0.05	1000	10,5	
AWCS003728226N8□00	6.8	100/300	30	5500	0.07	1000	10,5	
AWCS0037282210N□00	10	100/300	40	4000	0.08	1000	10,5,2	
AWCS0037282212N□00	12	100/300	40	3200	0.08	1000	10,5,2	
AWCS0037282215N□00	15	100/300	40	3200	0.1	1000	10,5,2	
AWCS0037282218N□00	18	100/300	50	2800	0.1	1000	10,5,2	
AWCS0037282222N□00	22	100/300	50	2200	0.1	1000	10,5,2	
AWCS0037282227N□00	27	100/300	50	1800	0.11	1000	10,5,2	
AWCS0037282233N□00	33	100/300	55	1800	0.11	1000	10,5,2	
AWCS0037282239N□00	39	100/300	55	1800	0.12	1000	10,5,2	
AWCS0037282247N□00	47	100/300	55	1500	0.13	1000	10,5,2	
AWCS0037282256N□00	56	100/300	55	1450	0.14	1000	10,5,2	
AWCS0037282268N□00	68	100/300	55	1200	0.26	900	10,5,2	
AWCS0037282282N□00	82	100/300	55	1200	0.21	900	10,5,2	
AWCS00372822R10□00	100	100/300	55	1100	0.26	850	10,5,2	
AWCS00372822R12□00	120	100/300	60	1100	0.26	800	10,5,2	
AWCS00372822R15□00	150	100/300	60	950	0.31	750	10,5,2	
AWCS00372822R18□00	180	50/300	60	900	0.43	700	10,5,2	
AWCS00372822R22□00	220	50/300	60	760	0.5	670	10,5,2	
AWCS00372822R27□00	270	50/300	55	730	0.56	630	10,5,2	
AWCS00372822R33□00	330	50/150	45	650	0.62	590	10,5,2	
AWCS00372822R39□00	390	50/150	45	600	0.75	530	10,5,2	
AWCS00372822R47□00	470	50/150	45	550	1.3	490	10,5,2	
AWCS00372822R56□00	560	35/150	45	470	1.34	460	10,5,2	
AWCS00372822R62□00	620	35/150	45	470	1.58	460	10,5,2	
AWCS00372822R68□00	680	35/150	45	450	1.58	430	10,5,2	
AWCS00372822R75□00	750	35/150	45	440	2.25	320	10,5,2	
AWCS00372822R82□00	820	35/150	45	420	1.82	400	10,5,2	
AWCS00372822R91□00	910	35/150	45	410	2.95	310	10,5,2	
AWCS003728221R0□00	1000	35/150	45	400	2.8	320	10,5,2	
AWCS003728221R2□00	1200	35/150	45	380	3.2	300	10,5,2	

Note: When ordering, please specify tolerance code. Tolerance: G=±2% / J=±5% / K=±10%

- Operating temperature range - 40°C ~ 125°C(Including self - temperature rise)
- I_{rms} for a 15°C temperature rise from 25°C ambient.
- Measure Equipment:

L & Q: Agilent E4991A/HP4286A/HP4287A

SRF: Agilent HP8753D/Agilent E4991A

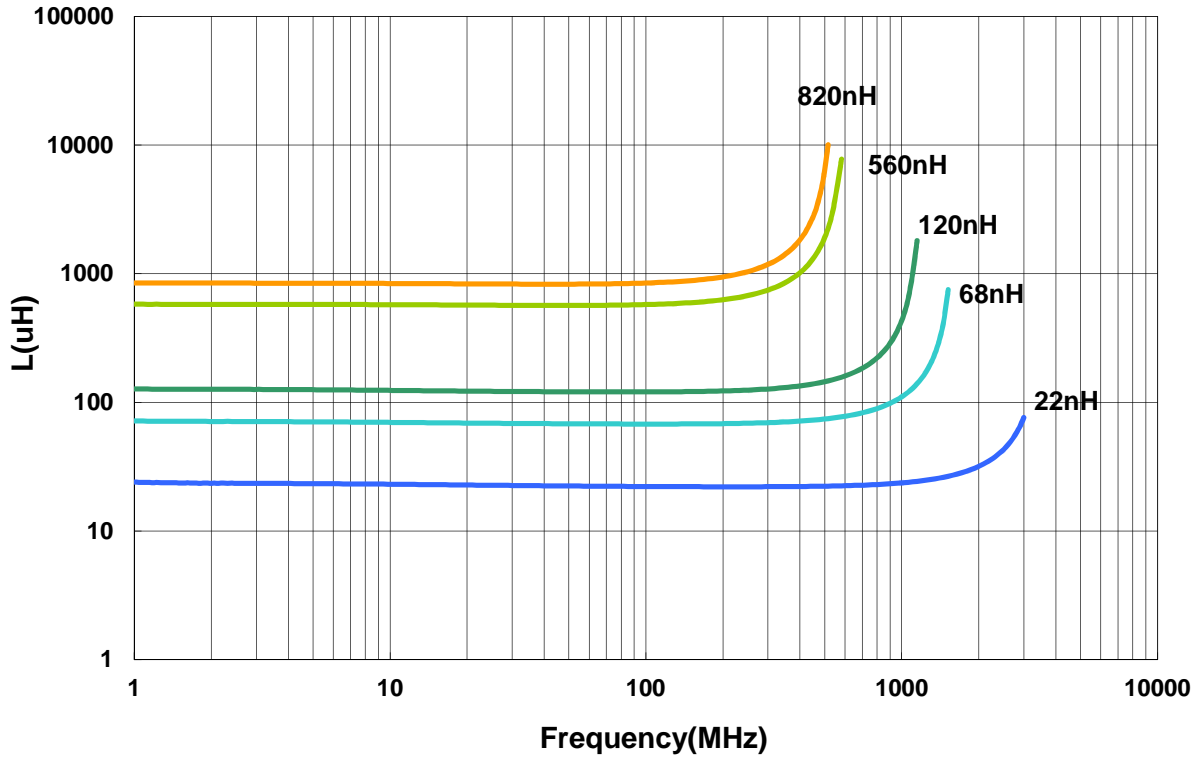
RDC: Chroma 16502

I_{rms}: HP4284A+HP42841A/HP4285A+HP42841A

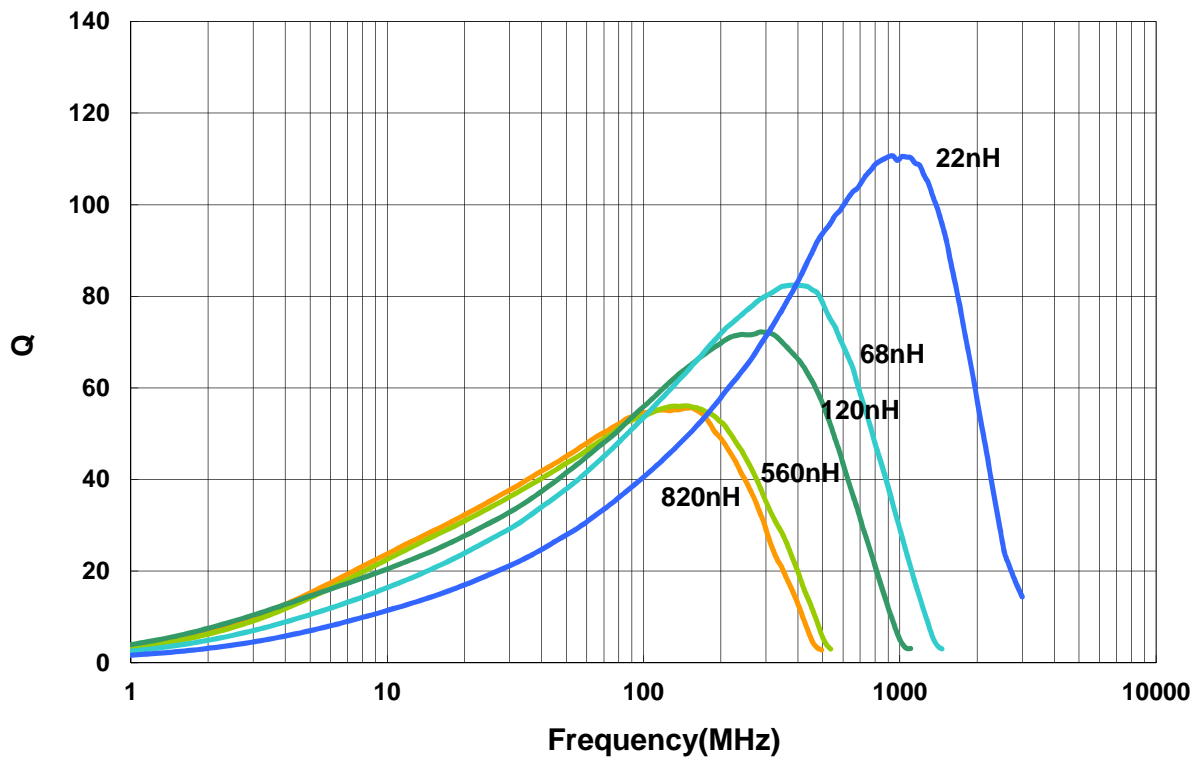
AWCS00372822 Type

Characteristics Graph

Inductance vs. Frequency Characteristics



Q vs. Frequency Characteristics

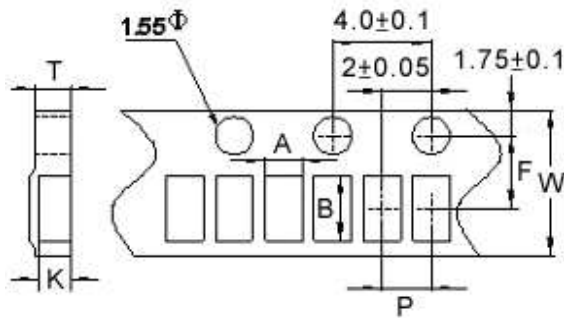


Please be sure to request approval specifications that provide further details of the products. Kindly note that the content of these specifications are subject to change or may be discontinued without prior notice. This product may not be designed/used in medical or high risk applications without Chilisin approval. Please contact our sales department before ordering.

■ Packaging

Tape Dimensions

Figure 1



Tape Material

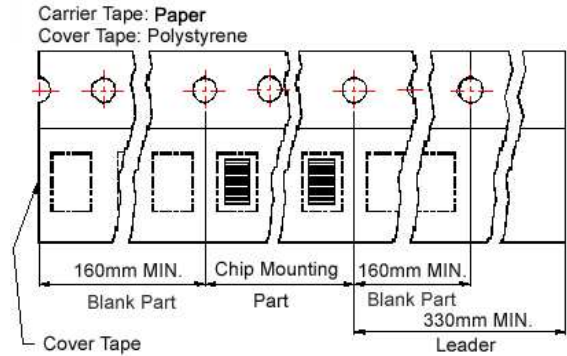


Figure 2

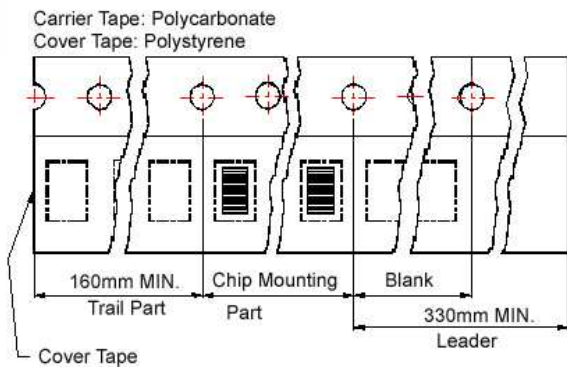
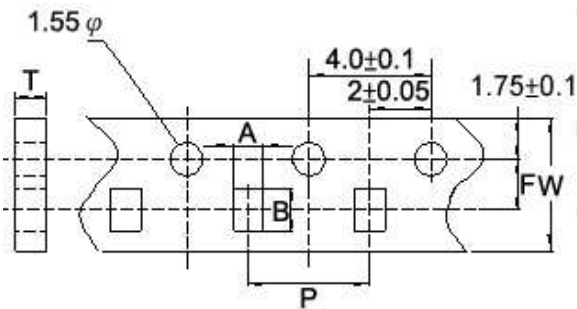
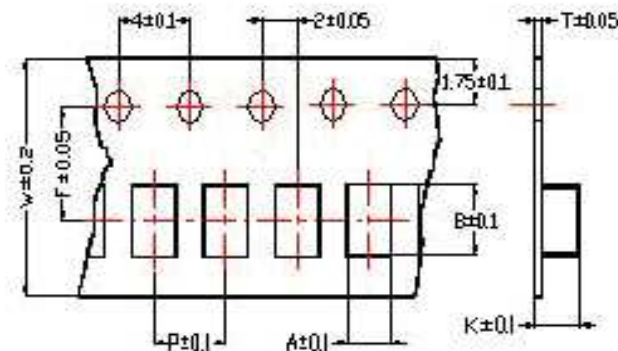
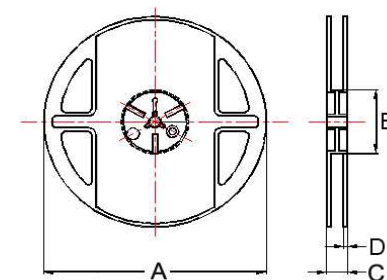


Figure 3



Reel Dimensions



Dimensions in mm

TYPE	Fig.	Tape Dimensions							Reel Dimensions				Quantity PCS / Reel
		A	B	T	W	P	F	K	A	B	C	D	
AWCS00120707	1	0.67	1.2	0.75	8	2	3.5	0.59	178	60	12	1.5	4000
AWCS00161008	2	1.25	1.90	1.05	8	4	3.5	-	178	60	12	1.5	4000
AWCS00231715	3	1.85	2.45	0.23	8	4	3.5	1.7	178	60	12	1.5	2000
AWCS00292821	3	2.80	2.95	0.23	8	4	3.5	2.2	178	60	12	1.5	2000
AWCS00372822	3	2.85	3.58	0.26	12	4	5.5	2.55	178	60	16	1.4	2000

Please be sure to request approval specifications that provide further details of the products. Kindly note that the content of these specifications are subject to change or may be discontinued without prior notice. This product may not be designed/used in medical or high risk applications without Chilisin approval. Please contact our sales department before ordering.