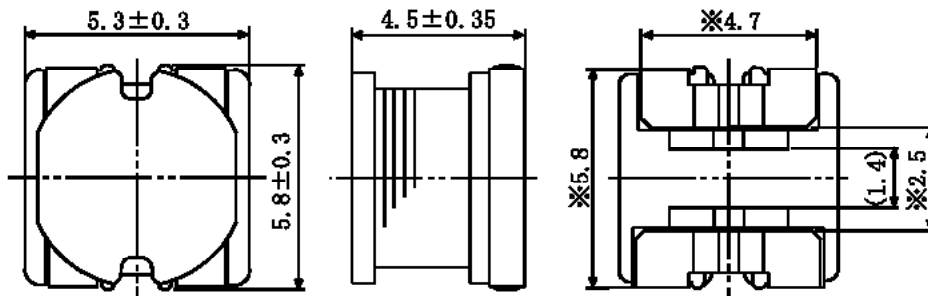


	SPECIFICATION	CUSTOMER :
	SUMIDA TYPE C R 5 4	PART NO. REF. TO THE ATTACHED SHEET

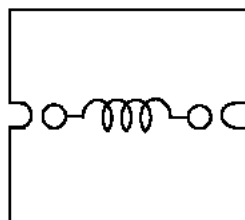
1. DIMENSION (UNIT mm)



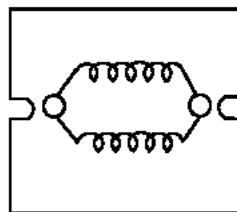
※ DIMENSION OF TERMINAL IS TYPICAL.

2. CONNECTION (BOTTOM)

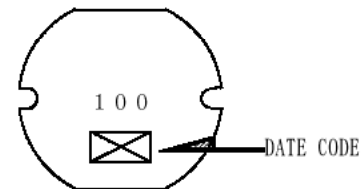
3. STAMP (Ex.)



100MC~221KC



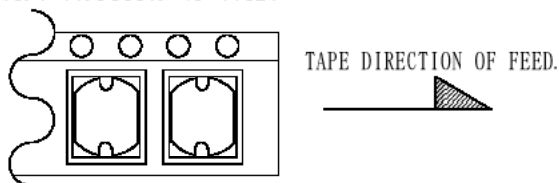
2R2MC~8R5MC



DIRECTLY STAMP
UNFIXED THE POSITION

4. NOTE

*ENCLOSING CONDITION OF COILS.



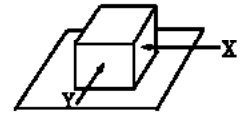
- * IN THE CASE OF BOX:BOX PACKING AFTER CARRIER TAPE PACKING. (NO REEL) \triangle
- IN THE CASE OF REEL:CARRIER TAPE PACKING SPECIFICATION IN DETAIL. (S-074-6006)
- *RECOMMENDED REFLOW CONDITION TO BE ACCORDING TO S-074-5003.

19th, Feb., 1998			SUMIDA CODE	4751
CHK.	CHK.	DRG.	DRG. NO. 2/8 S-074-6020	
SUNNY	FENG	DENG Y		

GENERAL CHARACTERISTICS

TYPE CR54

1. OPERATING TEMPERATURE RANGE $-30 \sim +100^{\circ}\text{C}$ (INCLUDING HEAT PRODUCING FROM COIL.)
2. EXTERNAL APPEARANCE ON VISUAL INSPECTION, THE COIL HAS NO EXTERNAL DEFECTS.
3. TERMINAL STRENGTH AFTER SOLDERING, BETWEEN COPPER PLATE AND TERMINAL OF COIL, PUSH IN TWO DIRECTIONS OF X, Y WITHSTANDING 10N FOR 10 ± 2 SECONDS. TERMINAL SHOULD NOT PEEL OFF. (REFER TO FIGURE AT RIGHT.)
4. HEAT ENDURANCE TEST REFER TO THE S-074-5002.
5. DIELECTRIC STRENGTH NO APPARENT AT 100V D. C. FOR 1 MINUTE BETWEEN COIL-CORE.
6. INSULATING RESISTANCE OVER $100\text{M}\Omega$ AT 100V D. C. BETWEEN COIL-CORE.
7. INDUCTANCE TEMPERATURE COEFFICIENT $(0 \sim 2000) \times 10^{-6} / ^{\circ}\text{C}$ ($-25 \sim +70^{\circ}\text{C}$)
8. HUMIDITY TEST INDUCTANCE DEVIATION WITHIN $\pm 5.0\%$ AFTER PUTTING THE COIL INTO THE ENVIRONMENT OF $90 \sim 95\%$ RELATIVE HUMIDITY AND TEMPERATURE OF $40 \pm 2^{\circ}\text{C}$ FOR 96 HOURS, THEN DRYING UNDER NORMAL CONDITION FOR 1 HOUR.
9. VIBRATION TEST INDUCTANCE DEVIATION WITHIN $\pm 2.0\%$ AFTER VIBRATION FOR 1 HOUR. IN EACH OF THE THREE ORIENTATIONS VERTICALLY EACH OTHER (X. Y. Z) AT SWEEP VIBRATION ($10 \sim 55 \sim 10\text{Hz}$) WITH 1.5mm P-P AMPLITUDE.
10. SHOCK TEST INDUCTANCE DEVIATION WITHIN $\pm 2.0\%$ TESTED IN EACH OF THE THREE ORIENTATIONS VERTICALLY FOR 1 TIME AT THE SHOCK ACCELERATION OF 981m/S^2 , USING RUBBER BLOCK SHOCK TESTING MACHINE.



19th, Feb., 1998

CHK.	CHK.	DRG.
SUNNY	FENG	DENG Y

DRG. NO.	3/8
S-074-6020	

SPECIFICATION

TYPE

CR54

ELECTRICAL CHARACTERISTICS I (IN THE CASE OF REEL)

NO	PART NO.	STAMP	INDUCTANCE [WITHIN] ※1	D. C. R. (Ω) [MAX.] (at20℃)	RATED CURRENT (A) ※2	S. R. F. (MHz) [TYP]	SUMIDA CODE
01	CR54-100MC	100	10 μH ± 20 %	0.10	1.44	30.6	4751-0003
02	CR54-120MC	120	12 μH ± 20 %	0.12	1.40	27.7	4751-0014
03	CR54-150MC	150	15 μH ± 20 %	0.14	1.30	25.9	4751-0025
04	CR54-180MC	180	18 μH ± 20 %	0.15	1.23	23.3	4751-0036
05	CR54-220MC	220	22 μH ± 20 %	0.18	1.11	19.5	4751-0047
06	CR54-270MC	270	27 μH ± 20 %	0.20	0.97	17.5	4751-0058
07	CR54-330L C	330	33 μH ± 15 %	0.23	0.88	16.3	4751-0069
08	CR54-390L C	390	39 μH ± 15 %	0.32	0.80	15.8	4751-0070
09	CR54-470L C	470	47 μH ± 15 %	0.37	0.72	13.6	4751-0081
10	CR54-560KC	560	56 μH ± 10 %	0.42	0.68	12.1	4751-0092
11	CR54-680KC	680	68 μH ± 10 %	0.46	0.61	11.7	4751-0103
12	CR54-820KC	820	82 μH ± 10 %	0.60	0.58	10.2	4751-0114
13	CR54-101KC	101	100 μH ± 10 %	0.70	0.52	9.24	4751-0125
14	CR54-121KC	121	120 μH ± 10 %	0.93	0.48	8.61	4751-0136
15	CR54-151KC	151	150 μH ± 10 %	1.10	0.40	8.28	4751-0147
16	CR54-181KC	181	180 μH ± 10 %	1.38	0.38	6.42	4751-0158
17	CR54-221KC	221	220 μH ± 10 %	1.57	0.35	5.73	4751-0169

19th, Feb., 1998

SUMIDA CODE

4751

CHK.	CHK.	DRG.		DRG. NO.	4/8
SUNNY	FENG	DENG		S-074-6020	
		Y			

SPECIFICATION

TYPE

CR54

NO	PART NO. △	STAMP	INDUCTANCE [WITHIN] ※ 1	D. C. R. (mΩ) [MAX.] (at 20°C)	RATED CURRENT (A) ※ 2	S. R. F. (MHZ) [TYP]	SUMIDA CODE
18	CR54-2R2MC	2R2	2.2 μH ± 20 %	23.4	3.84	36.0	4751-0349
19	CR54-2R7MC	2R7	2.7 μH ± 20 %	26.0	3.44	32.9	4751-0350
20	CR54-3R3MC	3R3	3.3 μH ± 20 %	28.6	3.20	30.5	4751-0351
21	CR54-3R9MC	3R9	3.9 μH ± 20 %	35.1	3.00	26.5	4751-0352
22	CR54-4R4MC	4R4	4.4 μH ± 20 %	39.0	2.80	24.3	4751-0353
23	CR54-5R0MC	5R0	5.0 μH ± 20 %	44.2	2.60	23.1	4751-0354
24	CR54-5R6MC	5R6	5.6 μH ± 20 %	49.4	2.48	20.8	4751-0355
25	CR54-6R4MC	6R4	6.4 μH ± 20 %	52.0	2.20	20.4	4751-0356
26	CR54-7R6MC	7R6	7.6 μH ± 20 %	62.4	2.08	19.6	4751-0357
27	CR54-8R5MC	8R5	8.5 μH ± 20 %	67.6	1.84	18.9	4751-0358

※ 1 : MEASURING CONDITIONS L 10 μH ~ 82 μH ; at 2.52 MHz
 100 μH ~ 220 μH ; at 1 kHz
 2.2 μH ~ 8.5 μH ; at 7.96 MHz △

※ 2 : THIS INDICATES THE VALUE OF CURRENT WHEN THE INDUCTANCE IS 10% LOWER THAN ITS INITIAL VALUE AT D. C. SUPERPOSITION OR D. C. CURRENT WHEN AT Δt=40°C WHICHEVER IS LOWER. (Ta=20°C)

19th, Feb., 1998			SUMIDA CODE	4751
CHK.	CHK.	DRG.	DRG. NO. 5/8 S-074-6020	
SUNNY	FENG	DENG Y		

SPECIFICATION

TYPE

CR54

ELECTRICAL CHARACTERISTICS II (IN THE CASE OF BOX)

NO	PART NO.	STAMP	INDUCTANCE [WITHIN] ※ 1	D. C. R. (Ω) [MAX.] (at 20°C)	RATED CURRENT (A) ※ 2	S. R. F. (MHz) [TYP]	SUMIDA CODE
28	CR54-100MB	100	10 μH ± 20 %	0.10	1.44	30.6	4751-0331
29	CR54-120MB	120	12 μH ± 20 %	0.12	1.40	27.7	4751-0332
30	CR54-150MB	150	15 μH ± 20 %	0.14	1.30	25.9	4751-0333
31	CR54-180MB	180	18 μH ± 20 %	0.15	1.23	23.3	4751-0334
32	CR54-220MB	220	22 μH ± 20 %	0.18	1.11	19.5	4751-0335
33	CR54-270MB	270	27 μH ± 20 %	0.20	0.97	17.5	4751-0336
34	CR54-330LB	330	33 μH ± 15 %	0.23	0.88	16.3	4751-0337
35	CR54-390LB	390	39 μH ± 15 %	0.32	0.80	15.8	4751-0338
36	CR54-470LB	470	47 μH ± 15 %	0.37	0.72	13.6	4751-0339
37	CR54-560KB	560	56 μH ± 10 %	0.42	0.68	12.1	4751-0340
38	CR54-680KB	680	68 μH ± 10 %	0.46	0.61	11.7	4751-0341
39	CR54-820KB	820	82 μH ± 10 %	0.60	0.58	10.2	4751-0342
40	CR54-101KB	101	100 μH ± 10 %	0.70	0.52	9.24	4751-0343
41	CR54-121KB	121	120 μH ± 10 %	0.93	0.48	8.61	4751-0344
42	CR54-151KB	151	150 μH ± 10 %	1.10	0.40	8.28	4751-0345
43	CR54-181KB	181	180 μH ± 10 %	1.38	0.38	6.42	4751-0346
44	CR54-221KB	221	220 μH ± 10 %	1.57	0.35	5.73	4751-0347

19th, Feb., 1998

SUMIDA CODE

4751

CHK.	CHK.	DRG.	DRG. NO. 6/8
SUNNY	FENG	DENG Y	
			S-074-6020

SPECIFICATION

TYPE

CR54

NO	PART NO. △	STAMP	INDUCTANCE [WITHIN] ※ 1	D. C. R. (mΩ) [MAX.] (at 20°C)	RATED CURRENT (A) ※ 2	S. R. F. (MHz) [TYPE]	SUMIDA CODE
45	CR54-2R2MB	2R2	2.2 μH ± 20 %	23.4	3.84	36.0	4751-0359
46	CR54-2R7MB	2R7	2.7 μH ± 20 %	26.0	3.44	32.9	4751-0360
47	CR54-3R3MB	3R3	3.3 μH ± 20 %	28.6	3.20	30.5	4751-0361
48	CR54-3R9MB	3R9	3.9 μH ± 20 %	35.1	3.00	26.5	4751-0362
49	CR54-4R4MB	4R4	4.4 μH ± 20 %	39.0	2.80	24.3	4751-0363
50	CR54-5R0MB	5R0	5.0 μH ± 20 %	44.2	2.60	23.1	4751-0364
51	CR54-5R6MB	5R6	5.6 μH ± 20 %	49.4	2.48	20.8	4751-0365
52	CR54-6R4MB	6R4	6.4 μH ± 20 %	52.0	2.20	20.4	4751-0366
53	CR54-7R6MB	7R6	7.6 μH ± 20 %	62.4	2.08	19.6	4751-0367
54	CR54-8R5MB	8R5	8.5 μH ± 20 %	67.6	1.84	18.9	4751-0368

※ 1 : MEASURING CONDITIONS L 10 μH ~ 82 μH ; at 2.52 MHz
 100 μH ~ 220 μH ; at 1 kHz
 2.2 μH ~ 8.5 μH ; at 7.96 MHz △

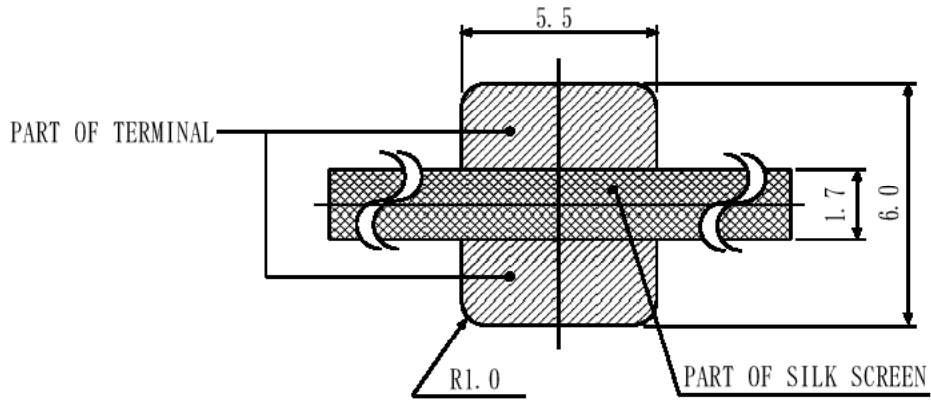
※ 2 : THIS INDICATES THE VALUE OF CURRENT WHEN THE INDUCTANCE IS 10% LOWER THAN ITS INITIAL VALUE AT D.C. SUPERPOSITION OR D.C. CURRENT WHEN AT Δt=40°C WHICHEVER IS LOWER. (Ta=20°C)

19th, Feb., 1998			SUMIDA CODE	4751
CHK.	CHK.	DRG.	DRG. NO. 7/8	
SUNNY	FENG	DENG Y		
			S-074-6020	

SPECIFICATION

TYPE CR54

DIMENSION RECOMMENDED (mm)



PLEASE COAT WITH SILK BETWEEN TERMINAL.

THICKNESS OF METALMASK RECOMMENDED 0.15t.

19th, Feb., 1998

CHK.	CHK.	DRG.
SUNNY	FENG	DENG
		Y

DRG. NO.	8/8
S-074-6020	