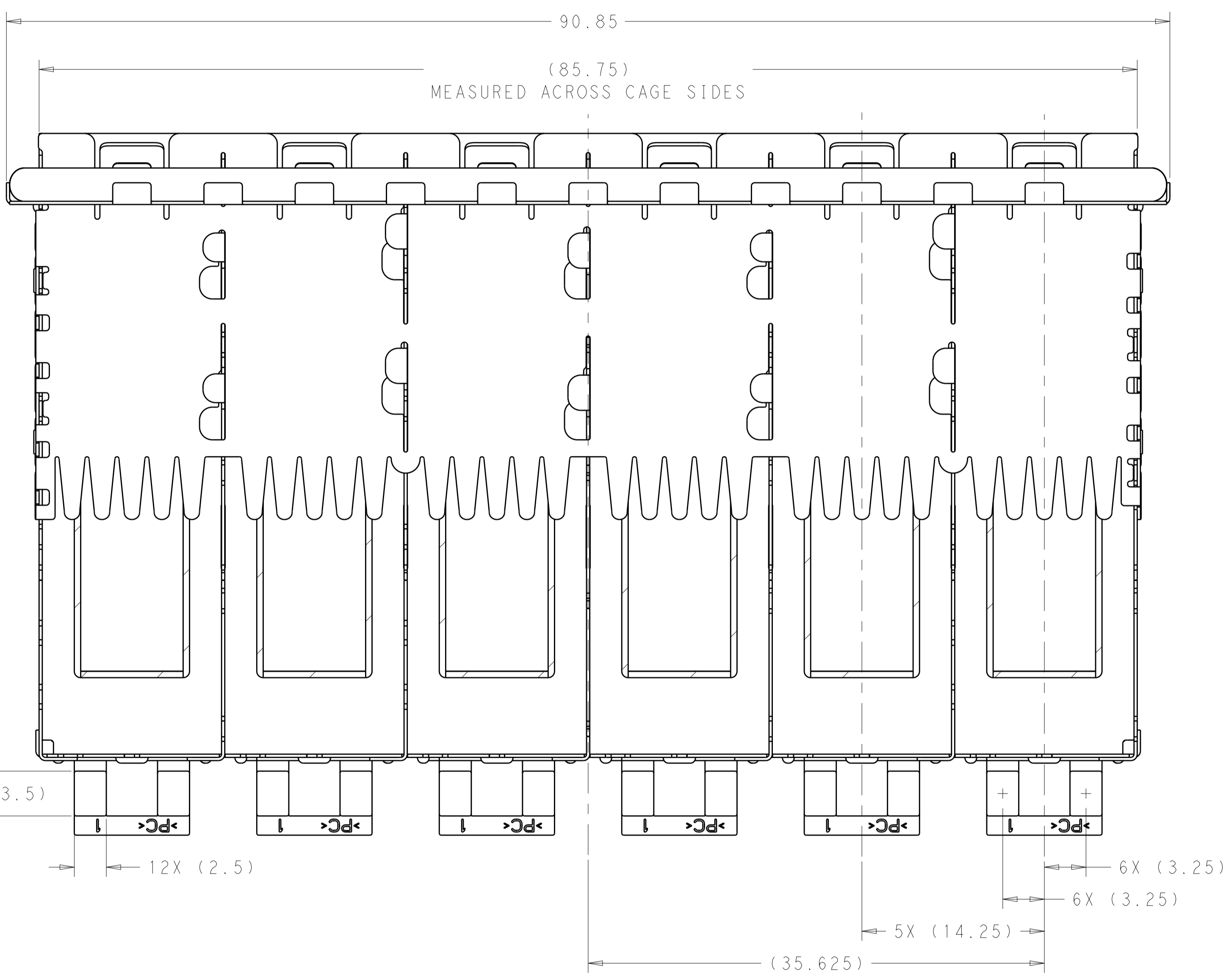
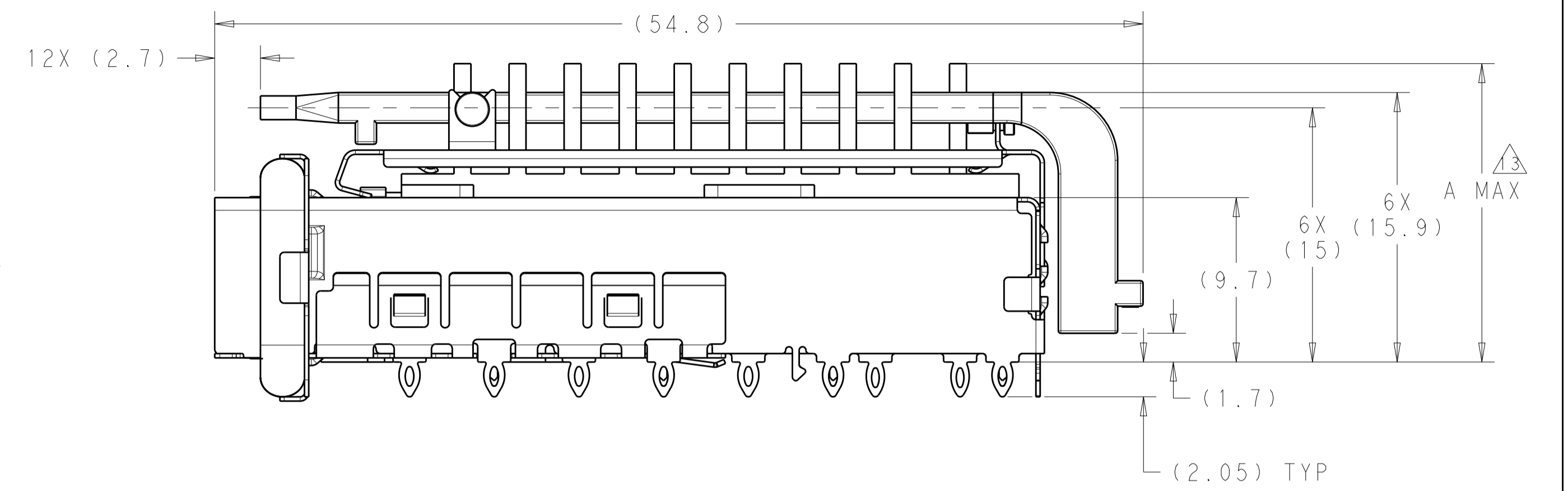
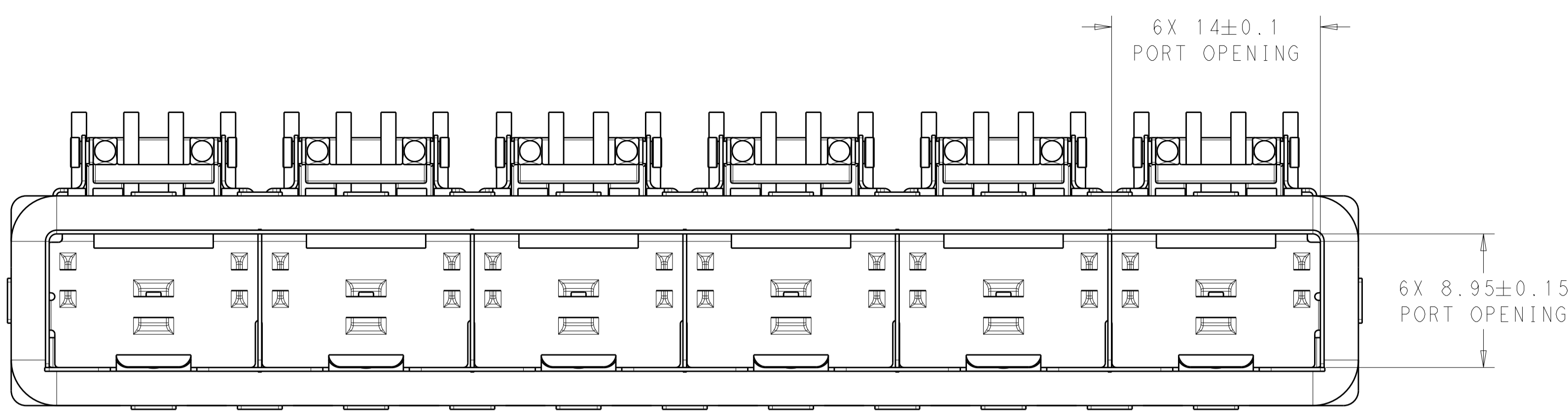
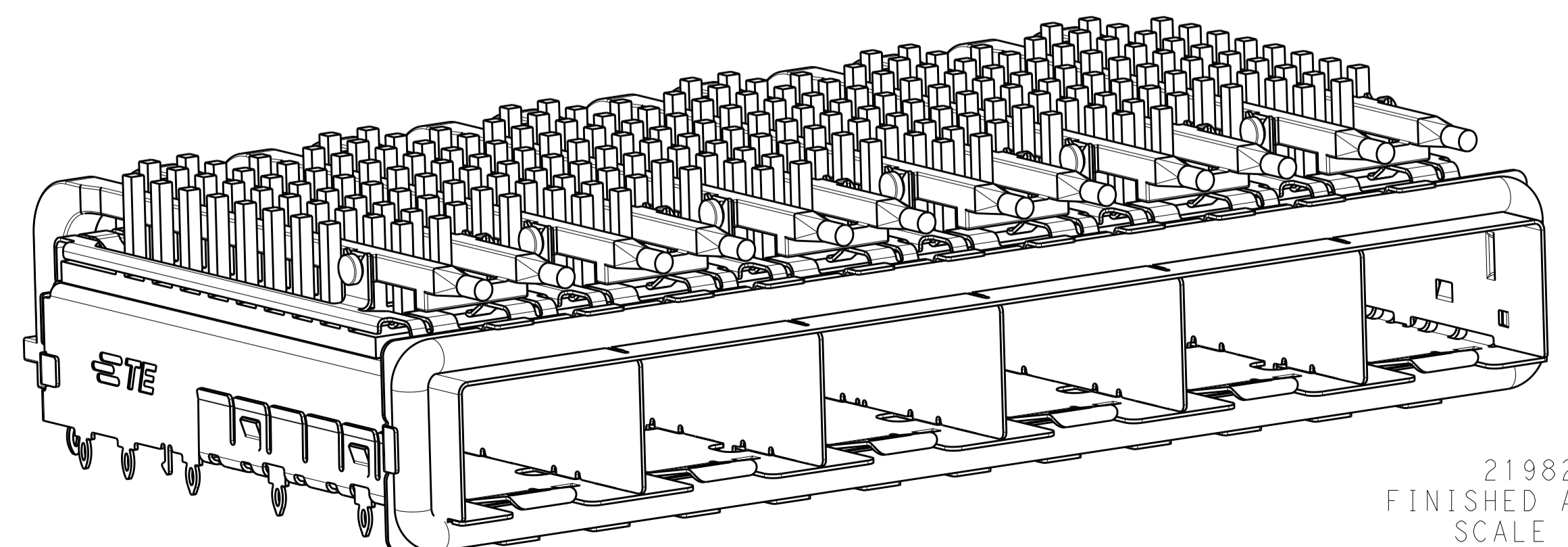


LOC	DIST	REVISIONS			
P	LTN	DESCRIPTION	DATE	DMN	APVD
GP	00	A	RELEASED PER ECO-12-013192	06SEP2012	BMM MRS



- 1 MATERIAL:
CAGE ASSEMBLY: NICKEL SILVER ALLOY, 0.25mm THICK.
GASKET RETENTION PLATE: STAINLESS STEEL
EMI GASKET: PLATED FILLED SILICONE
HEATSINK/LIGHTPIPE CLIP: STAINLESS STEEL
HEATSINK: ALUMINUM
LIGHTPIPE: PLYCARBONATE, CLEAR
- 2 FINISH:
HEATSINK: ELECTROLESS NICKEL
HEATSINK/LIGHTPIPE CLIP: PASSIVATE
- 3 PADS AND VIAS CHASSIS GROUND.
- 4 INTERPRETATION OF DATUM REFERENCE FRAME IN ACCORDANCE WITH SECT 4.4.1.1 OF ASME Y14.5M-1994.
- 5 MATES WITH SFP MSA COMPLIANT TRANSCEIVERS.
- 6 HOLE PATTERN REPEATS FOR EACH PORT. SPACING BETWEEN PORTS IS 14.25mm.
- 7 DATUM AND BASIC DIMENSION ESTABLISHED BY CUSTOMER.
- 8 REFERENCE APPLICATION SPEC. 114-13120, HOLE A, FOR RECOMMENDED DRILL HOLE DIAMETER AND PLATING THICKNESS.
- 9 REFERENCE APPLICATION SPEC. 114-13120, HOLE B, FOR RECOMMENDED DRILL HOLE DIAMETER AND PLATING THICKNESS.
- 10 MINIMUM PCB BOARD THICKNESS:
SINGLE SIDED = 1.50mm
- 11 CERTAIN MATING TRANSCEIVERS MAY REQUIRE ADDITIONAL PCB THICKNESS THAT WOULD BE DETERMINED BY THE CUSTOMER.
- 12 PRODUCT COMPLIES WITH SPECIFICATION SFF-8433 IMPROVED PLUGGABLE FORM FACTOR FOR SFP+ GANGED CAGES.
- 13 DIMENSION APPLIES PRIOR TO INSERTION OF SFP MODULE.
- 14 HEATSINK, HEATSINK CLIP, AND LIGHTPIPE SHIPPED UNASSEMBLED TO CAGE ASSEMBLY. CAGE ASSEMBLY TO BE PRESSED INTO PCB PRIOR TO ATTACHING HEATSINK, HEATSINK CLIP, AND LIGHTPIPE TO THE CAGE ASSEMBLY.
- 15 PACKAGED AS A COMPLETE ASSEMBLY.

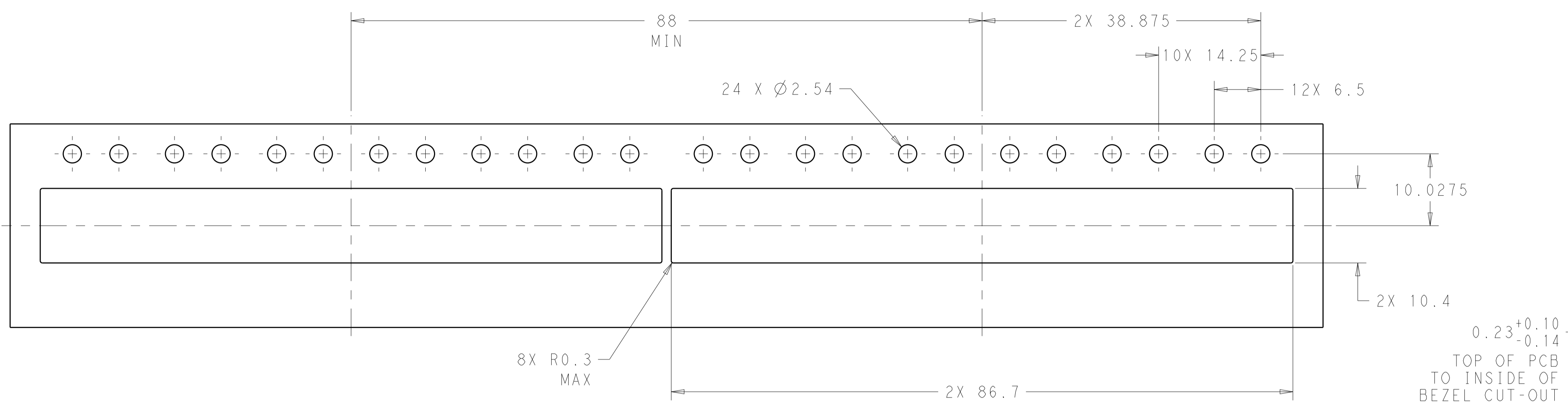


2198228
FINISHED ASSEMBLY
SCALE 3:1

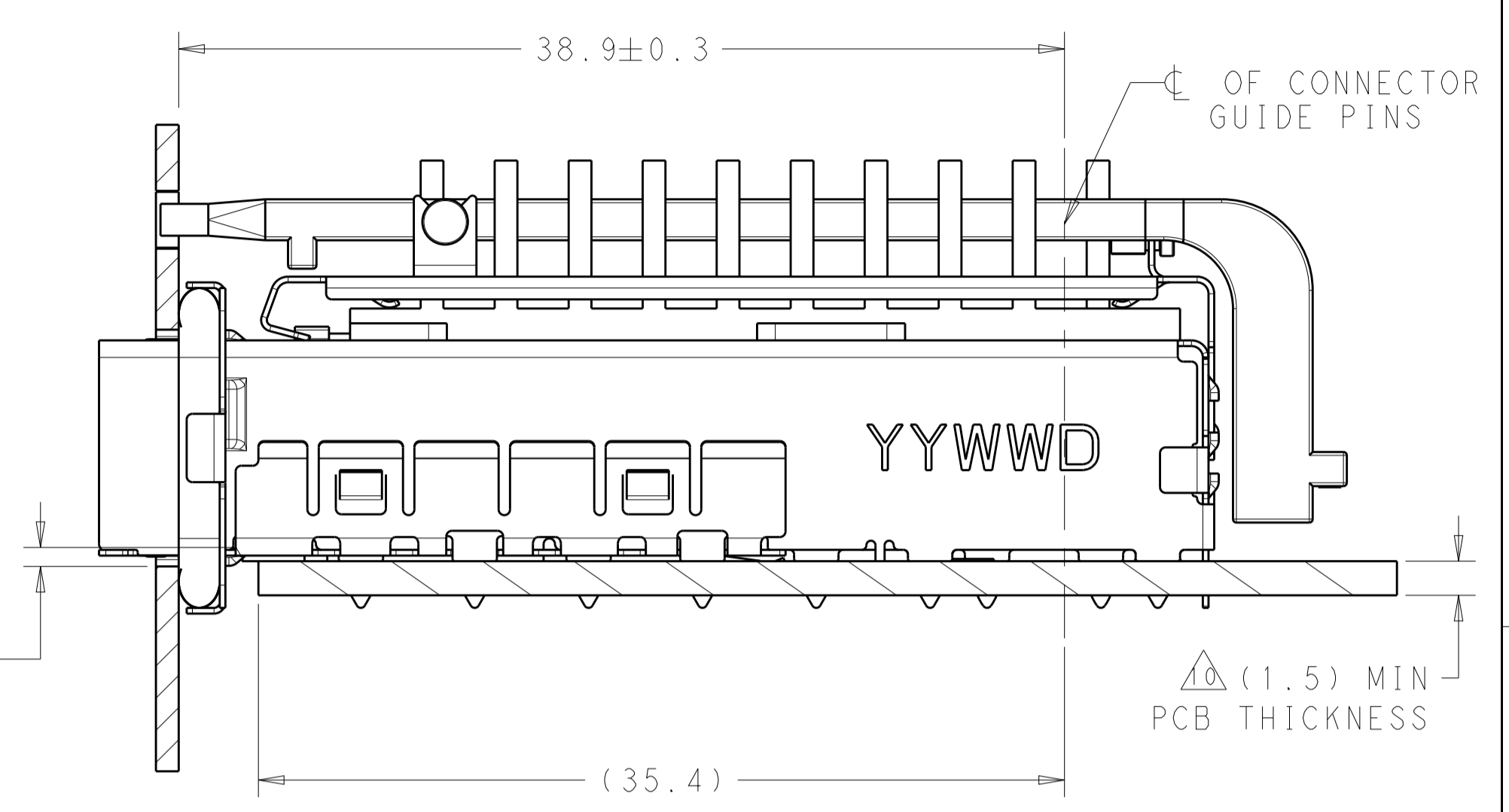
22.5	NETWORKING, TALL	2198228-4
18.1	NETWORKING, SHORT	2198228-3
15.5	SAN	2198228-2
13.2	PCI	2198228-1
A MAX	APPLICATION	PART NUMBER

THIS DRAWING IS A CONTROLLED DOCUMENT.		DMN B. MATTHEWS 26OCT2011	TE Connectivity NAME SFP+ ENHANCED 1X6 CAGE ASSEMBLY, PRESS FIT, EMI GASKET WITH HEATSINK AND LIGHTPIPE SIZE CAGE CODE DRAWING NO RESTRICTED TO A100779C=2198228 SCALE 4:1 SHEET 1 OF 3 REV A
DIMENSIONS:	TOLERANCES UNLESS OTHERWISE SPECIFIED:	CHK M. SCHMITT 26OCT2011	
mm	0 PLC ±0.1 1 PLC ±0.1 2 PLC ±0.1 3 PLC ±0.1 4 PLC ±0.1 ANGLES ±0.1	APVD M. SCHMITT 26OCT2011	
MATERIAL	FINISH	PRODUCT SPEC 108-2364 APPLICATION SPEC 114-13120 WEIGHT	
CUSTOMER DRAWING			

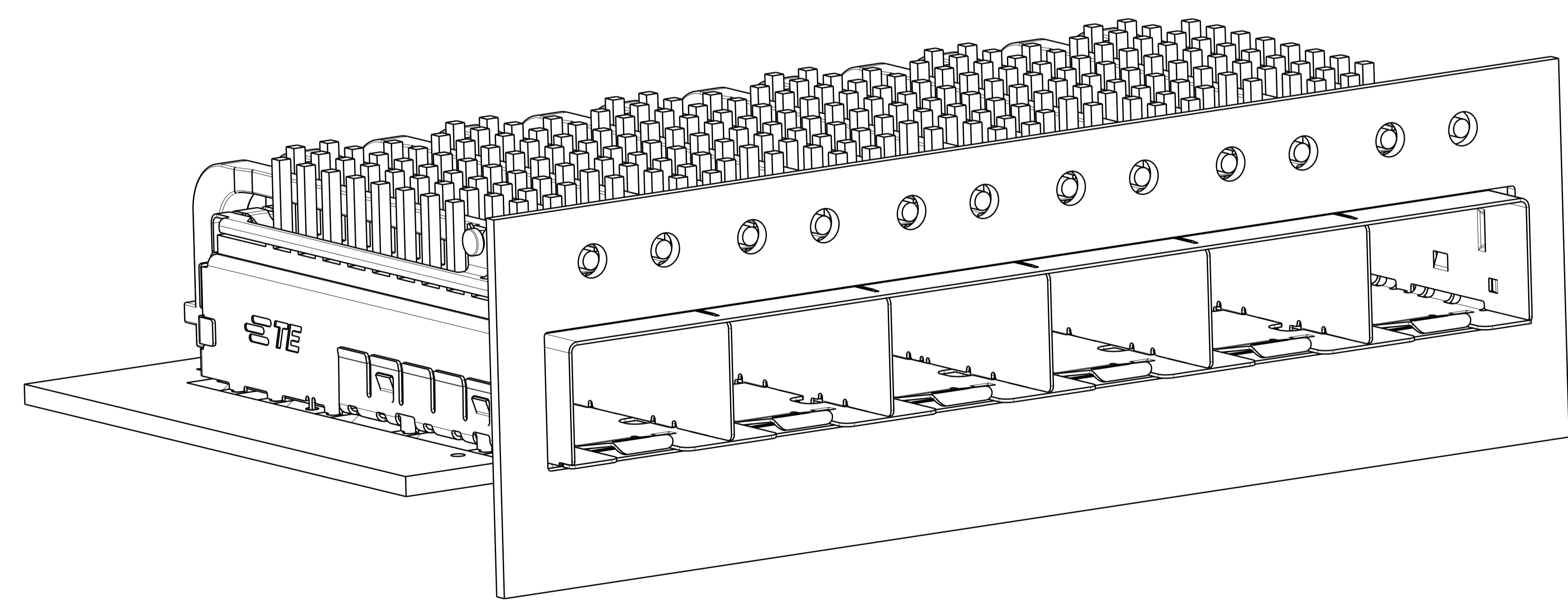
LOC		DIST		REVISIONS			
GP	00	P	LYN	DESCRIPTION	DATE	OWN	APVD
		-		SEE SHEET 1			



RECOMMENDED BEZEL CUT-OUT
 SINGLE SIDED APPLICATIONS
 SCALE 5:2



2198228
 MOUNTED ON PC BOARD
 SHOWN THRU RECOMMENDED BEZEL



2198228
 MOUNTED ON PCB
 SHOWN THRU RECOMMENDED BEZEL

THIS DRAWING IS A CONTROLLED DOCUMENT.		OWN B. MATTHEWS 26OCT2011	TE Connectivity NAME SFP+ ENHANCED 1X6 CAGE ASSEMBLY, PRESS FIT, EMI GASKET WITH HEATSINK AND LIGHTPIPE
DIMENSIONS:		CHK M. SCHMITT 26OCT2011	
mm	TOLERANCES UNLESS OTHERWISE SPECIFIED:	APVD M. SCHMITT 26OCT2011	PRODUCT SPEC
0 PLC	±0.1	108-2364	APPLICATION SPEC
1 PLC	±0.1	114-13120	RESTRICTED TO
2 PLC	±0.1	WEIGHT	A100779C=2198228
3 PLC	±0.1	CUSTOMER DRAWING	SCALE 4:1 SHEET 2 OF 3 REV A
4 PLC	±0.1		
ANGLES	±1°		
MATERIAL	FINISH		

