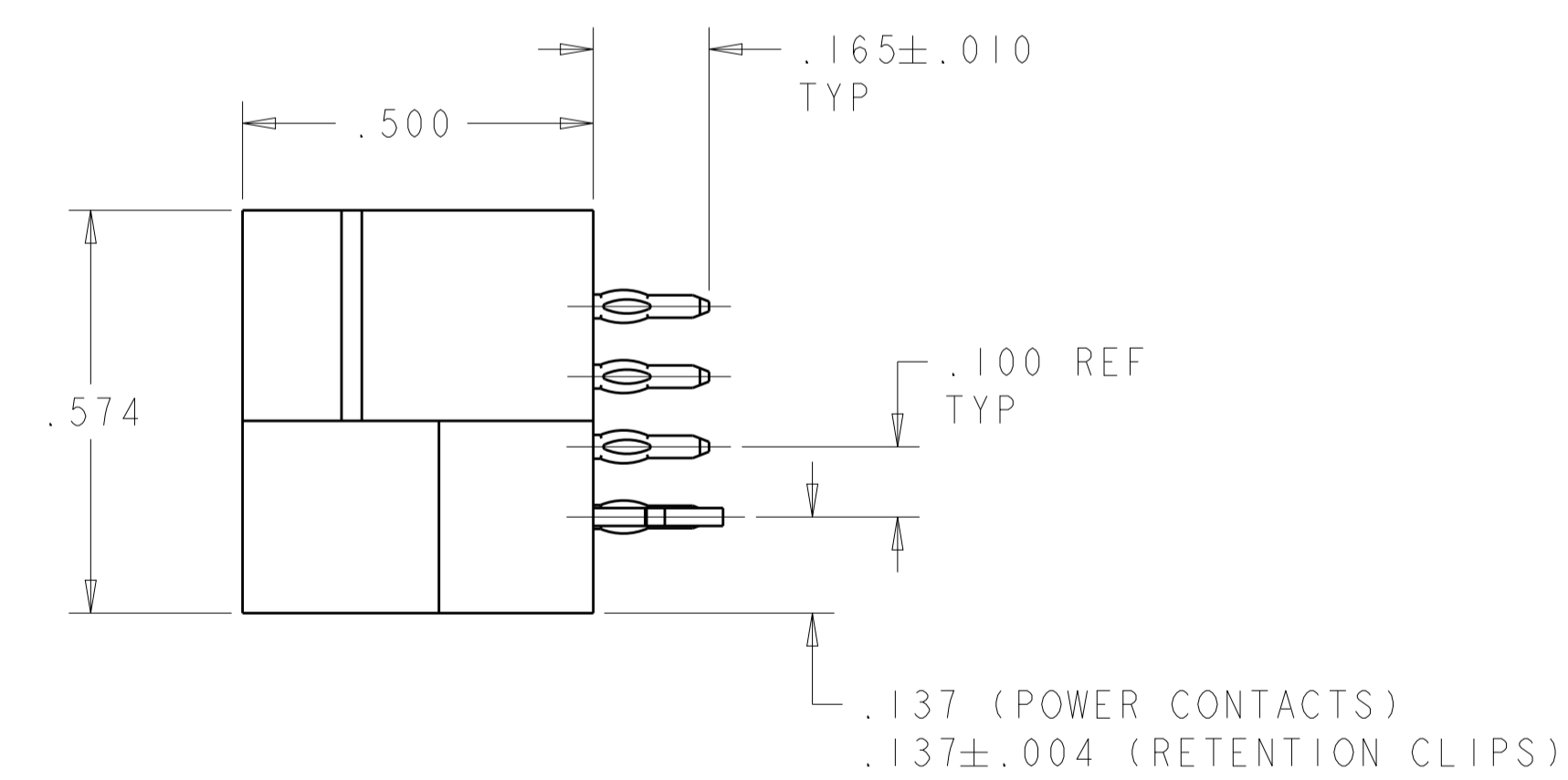
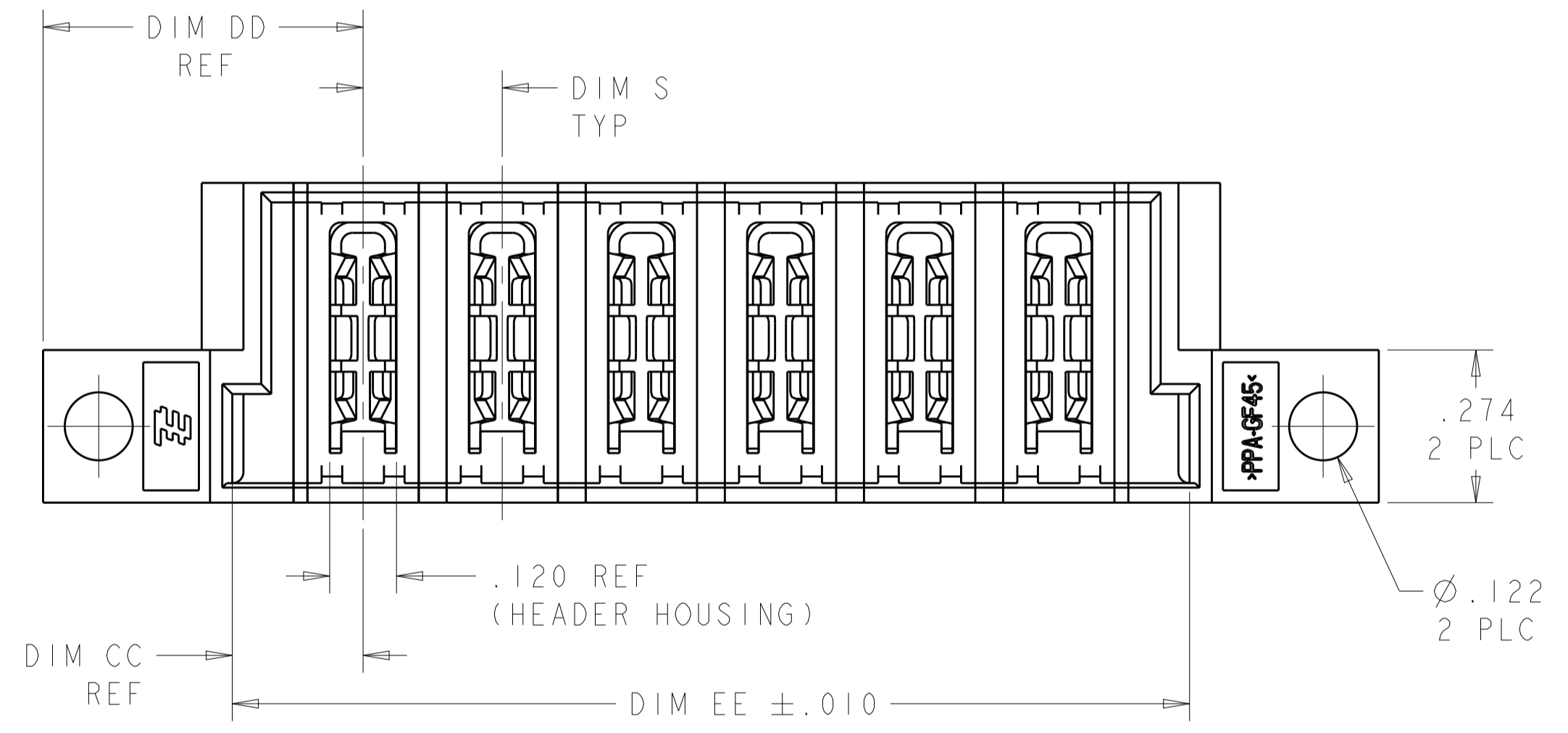
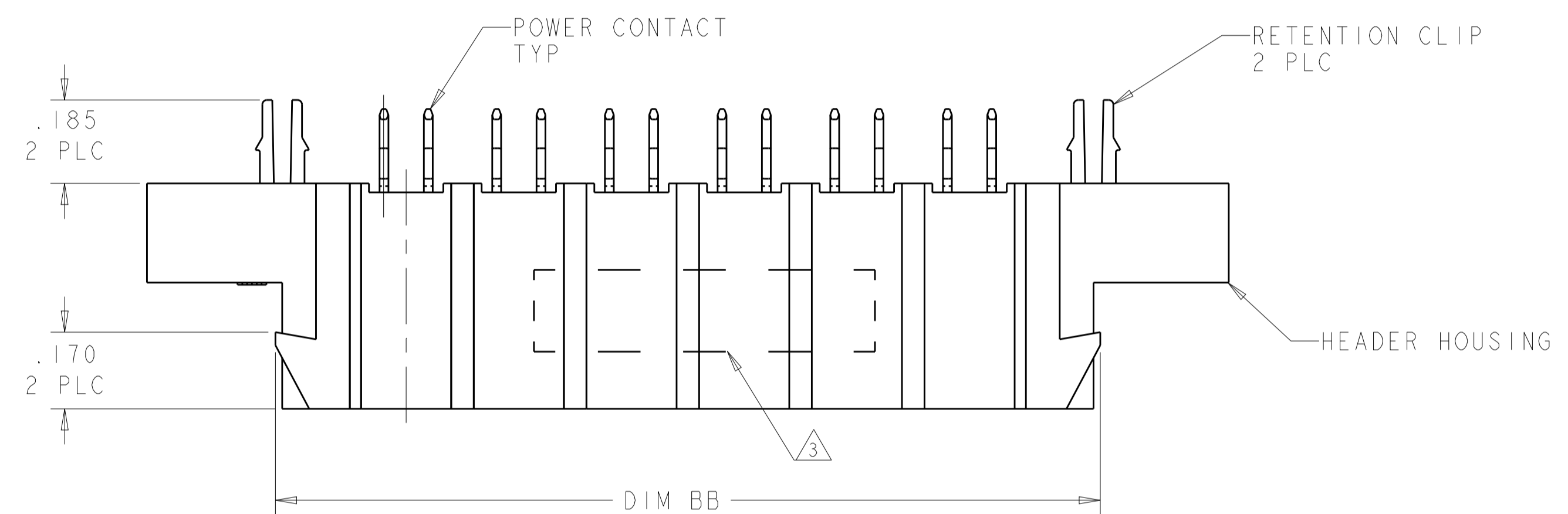
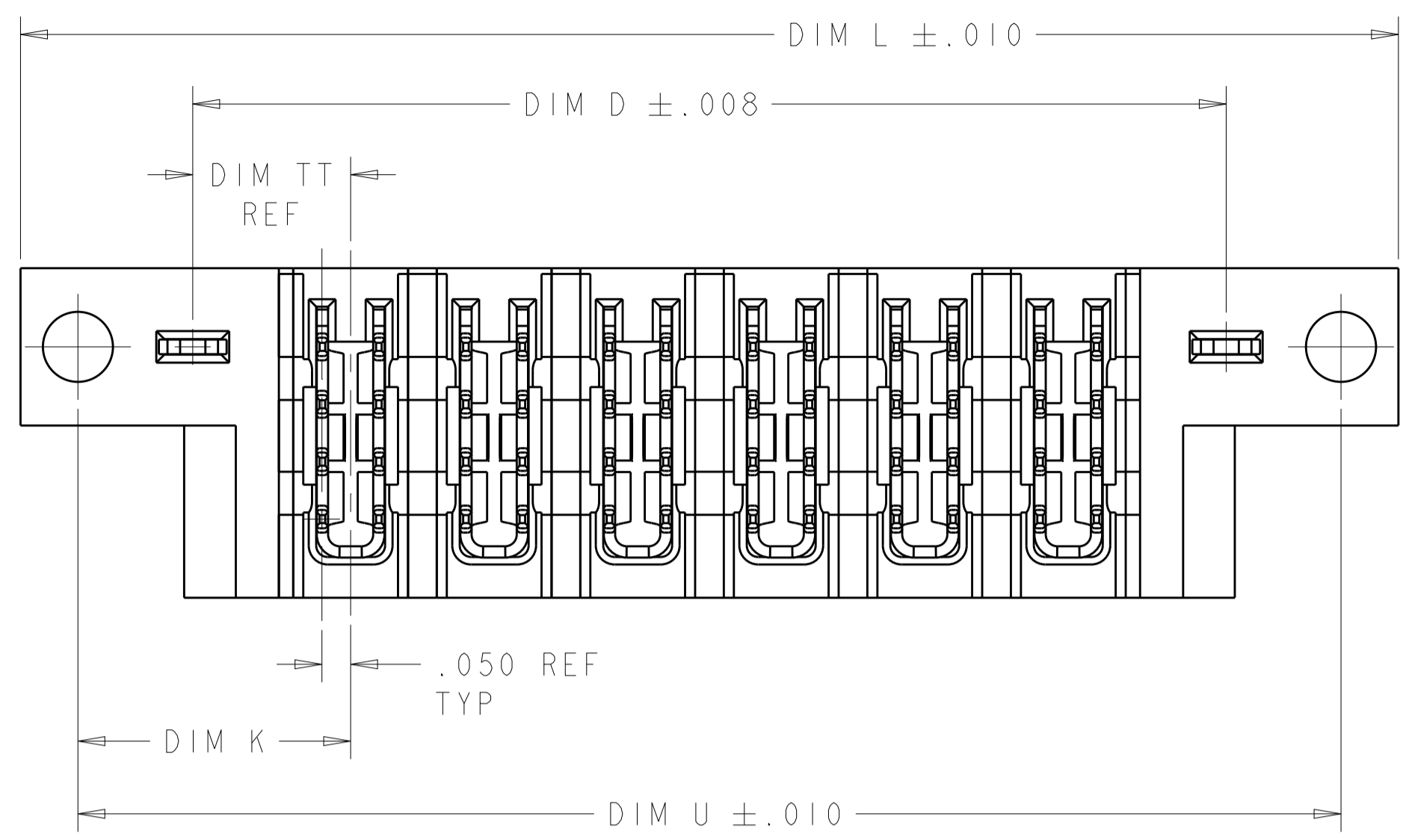


LOC	DIST	REVISIONS			
P	LTN	DESCRIPTION	DATE	DWN	APVD
ES	00				
A6		REV PER ECR-11-019151	08SEP2011	AY	SZ
A7		REV PER ECR-13-012441	30AUG2013	CZ	SZ
A8		REV PER ECR-14-002489	25FEB2014	OL	SZ
A9		ADDED NEW DASH NUMBER 1-2	30MAR2014	CZ	SZ



- ⚠ HEADER HOUSING: THERMO PLASTIC, BLACK, UL94 V-0; CONTACTS AND RETENTION CLIPS: COPPER ALLOY.
- ⚠ CONTACT PLATING: NOBLE METAL PLATING ON CONTACT FUNCTIONAL AREA OF POWER AND SIGNAL CONTACTS
RETENTION CLIP: .000115 MIN TIN.
- ⚠ "AMP", PART NUMBER AND DATE CODE MARKED IN THIS AREA. PARTS UNDER 2.50 LONG MAY BE MARKED ON BOTH SIDES.
- ⚠ DATUM AND BASIC DIMENSIONS ESTABLISHED BY CUSTOMER.
- ⚠ PCB - ALL HOLE DIAMETERS ARE FINISHED HOLE SIZES.
- 6. A SEATING TOOL IS REQUIRED TO SEAT THE HEADER ON THE P.C. BOARD. PLEASE REFER TO THE 114-13038 APPLICATION SPEC.
- ⚠ CUSTOMER SUPPLIES (2) #4-UNC SCREWS, HARDWARE TO BE USED TO MOUNT HEADER ASSEMBLY TO PC BOARD.
- ⚠ MECHANICAL CONNECTOR KEEP OUT ZONE.
- ⚠ DETAIL DIM SEE PART VIEW

THIS DRAWING IS A CONTROLLED DOCUMENT.		DWN D. RINGLER 25MAR06	TE Connectivity
DIMENSIONS: INCHES		CHK M. PERCHERKE 25MAR06	
TOLERANCES UNLESS OTHERWISE SPECIFIED:		APVD M. PERCHERKE 25MAR06	NAME VERICAL HEADER ASSEMBLY, W/LATCH RECEIVERS, PRESS FIT, TYPE P, MULTI-BEAM XL
0 PLC ±	1 PLC ±	PRODUCT SPEC 108-1973	SIZE A1
2 PLC ±	3 PLC ±.005	APPLICATION SPEC 114-13038	CAGE CODE 6600393
4 PLC ±	ANGLES ±	WEIGHT	RESTRICTED TO
MATERIAL	FINISH	CUSTOMER DRAWING	SCALE 2:1 SHEET 1 OF 5 REV A9

THIS DRAWING IS UNPUBLISHED. RELEASED FOR PUBLICATION 20
 © COPYRIGHT 20 BY - ALL RIGHTS RESERVED.

LOC		DIST		REVISIONS			
ES	00	P	LTN	DESCRIPTION	DATE	DMN	APVD
		-		SEE SHEET 1		-	-

PKG INFO.	DIM "EE"	DIM "DD"	DIM "CC"	DIM "BB"	DIM "TT"	DIM "U"	DIM "S"	DIM "L"	DIM "K"	DIM "D"	RETENTION CLIP	DESCRIPTION	PART NUMBER
TRAY	1.220	.575	.235	1.330	.275	1.700	.250	1.900	.475	1.300	YES	4P	1-6600393-2
/	1.520	.575	.235	1.630	.275	2.000	.350	2.200	.475	1.600	YES	4P	1-6600393-0
TRAY	1.220	Δ	.235	Δ	-	-	.250	Δ	-	-	NO	4P	6600393-9
TRAY	1.470	.575	.235	1.580	.275	1.950	.200	2.150	.475	1.550	YES	6HDP	6600393-8
TRAY	2.070	.625	.285	2.180	.325	2.550	.300	2.750	.525	2.150	YES	6ACP	6600393-7
TAPE&REEL	.870	.625	.285	.980	.325	1.350	.300	1.550	.525	.950	YES	2ACP	6600393-5
TRAY	1.720	.575	.235	1.830	.275	2.200	.250	2.400	.475	1.800	YES	6P	6600393-3
TRAY	.970	.575	.235	1.080	.275	1.450	.250	1.650	.475	1.050	YES	3P	6600393-2
TRAY	.870	.625	.285	.980	.325	1.350	.300	1.550	.525	.950	YES	2ACP	6600393-1

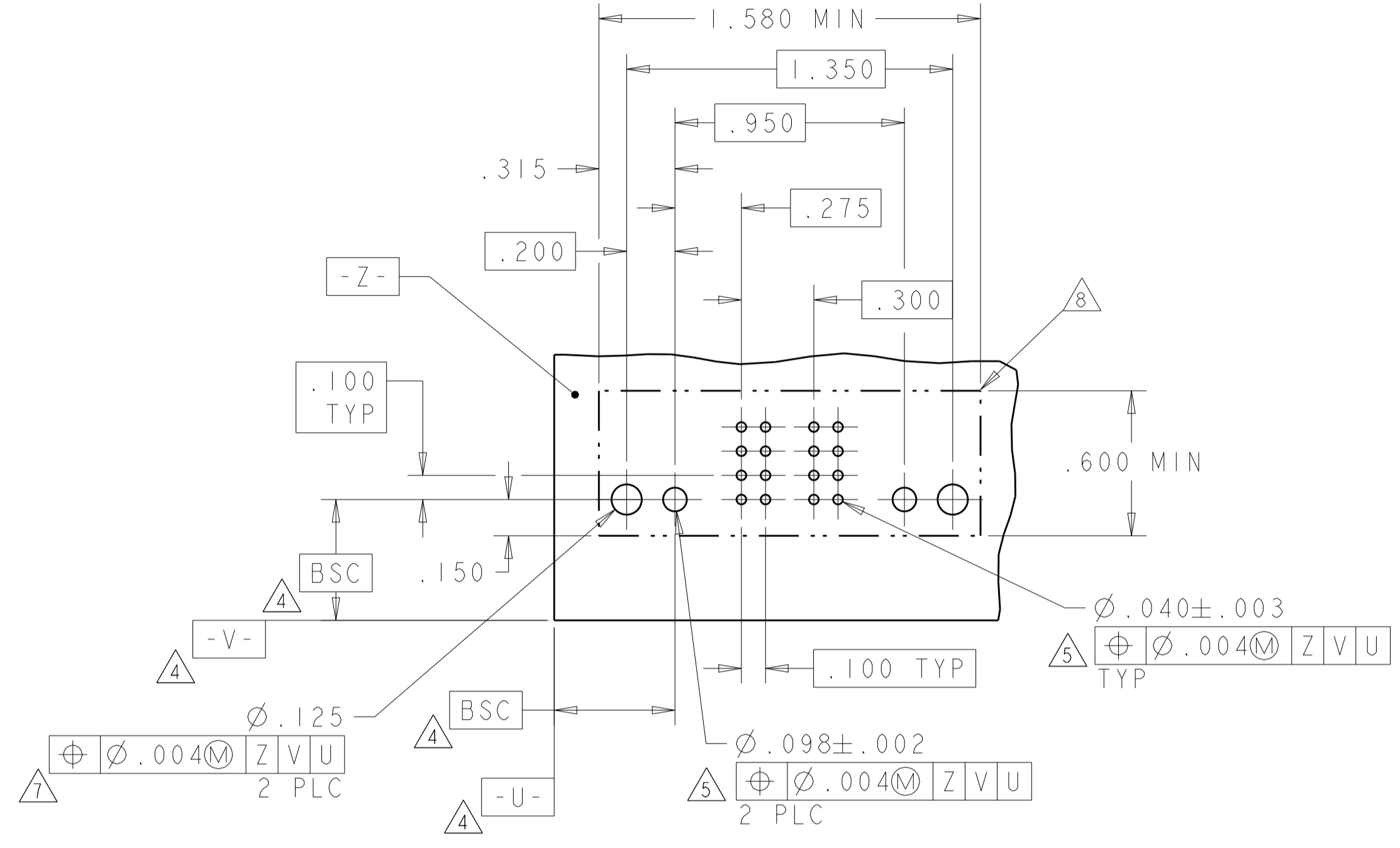
THIS DRAWING IS A CONTROLLED DOCUMENT.

DIMENSIONS: INCHES	TOLERANCES UNLESS OTHERWISE SPECIFIED: 0 PLC ±. 1 PLC ±. 2 PLC ±. 3 PLC ±.005 4 PLC ±. ANGLES ±.	DMN D. RINGLER 25MAR06 CHK M. PERCHERKE 25MAR06 APVD M. PERCHERKE 25MAR06	NAME VERICAL HEADER ASSEMBLY, W/LATCH RECEIVERS, PRESS FIT, TYPE P, MULTI-BEAM XL
MATERIAL	FINISH	PRODUCT SPEC 108-1973 APPLICATION SPEC 114-13038	RESTRICTED TO
CUSTOMER DRAWING		SIZE A100779	SCALE 2:1

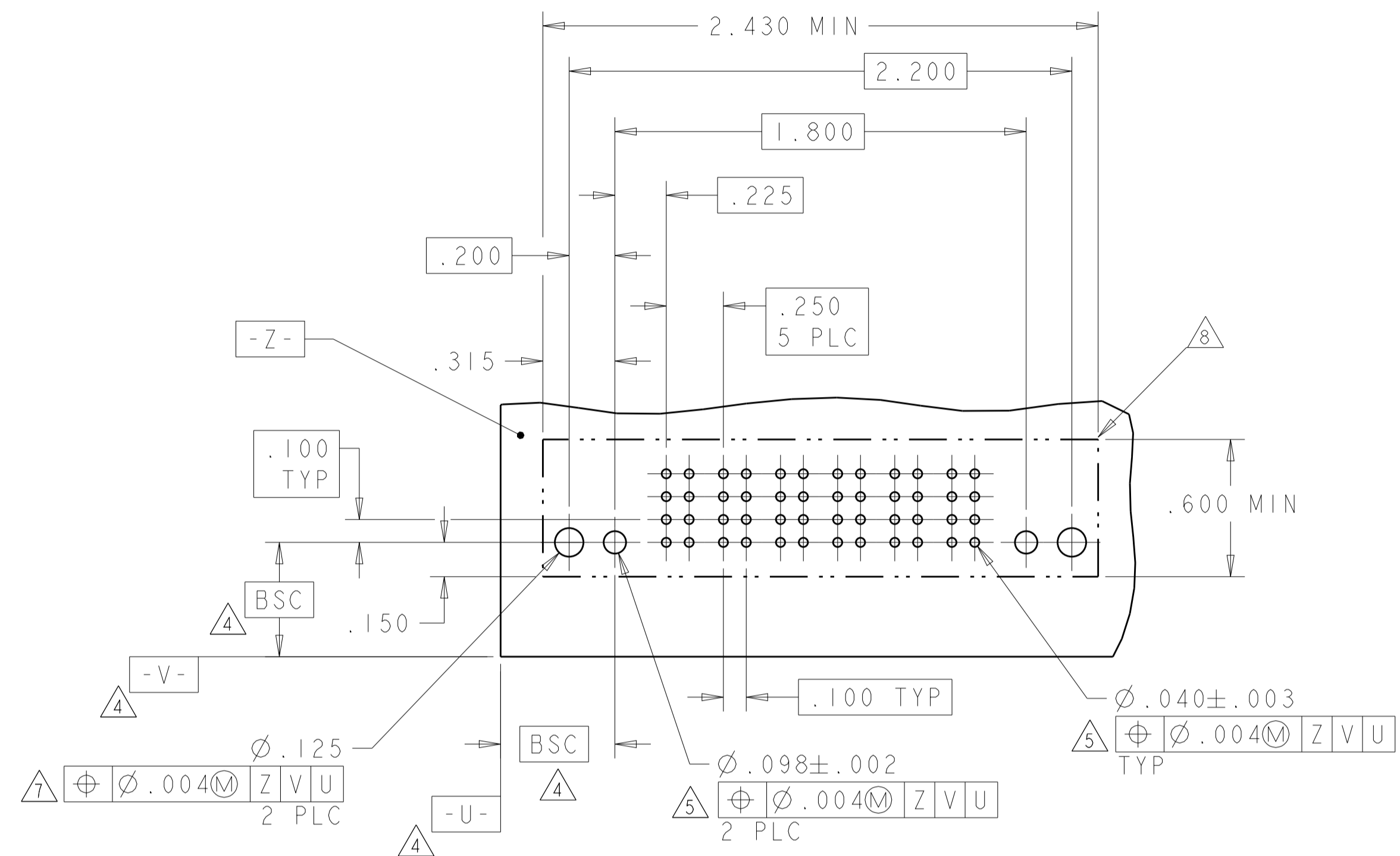
TE Connectivity
 6600393
 SHEET 2 OF 5
 REV A9

PART NUMBER	ROWS	POWER		PART NUMBER	ROWS	POWER	
		P1	P2			P1	P2
6600393-1	D	VM	VM	6600393-5	D	VM	VM
	C						
	B						
2ACP	A	HD	HD	2ACP	A	HD	HD

PART NUMBER	ROWS	POWER					
		P1	P2	P3	P4	P5	P6
6600393-3	D	VM	VM	VM	VM	VM	VM
	C						
	B						
	A						
6P	HD	HD	HD	HD	HD	HD	HD



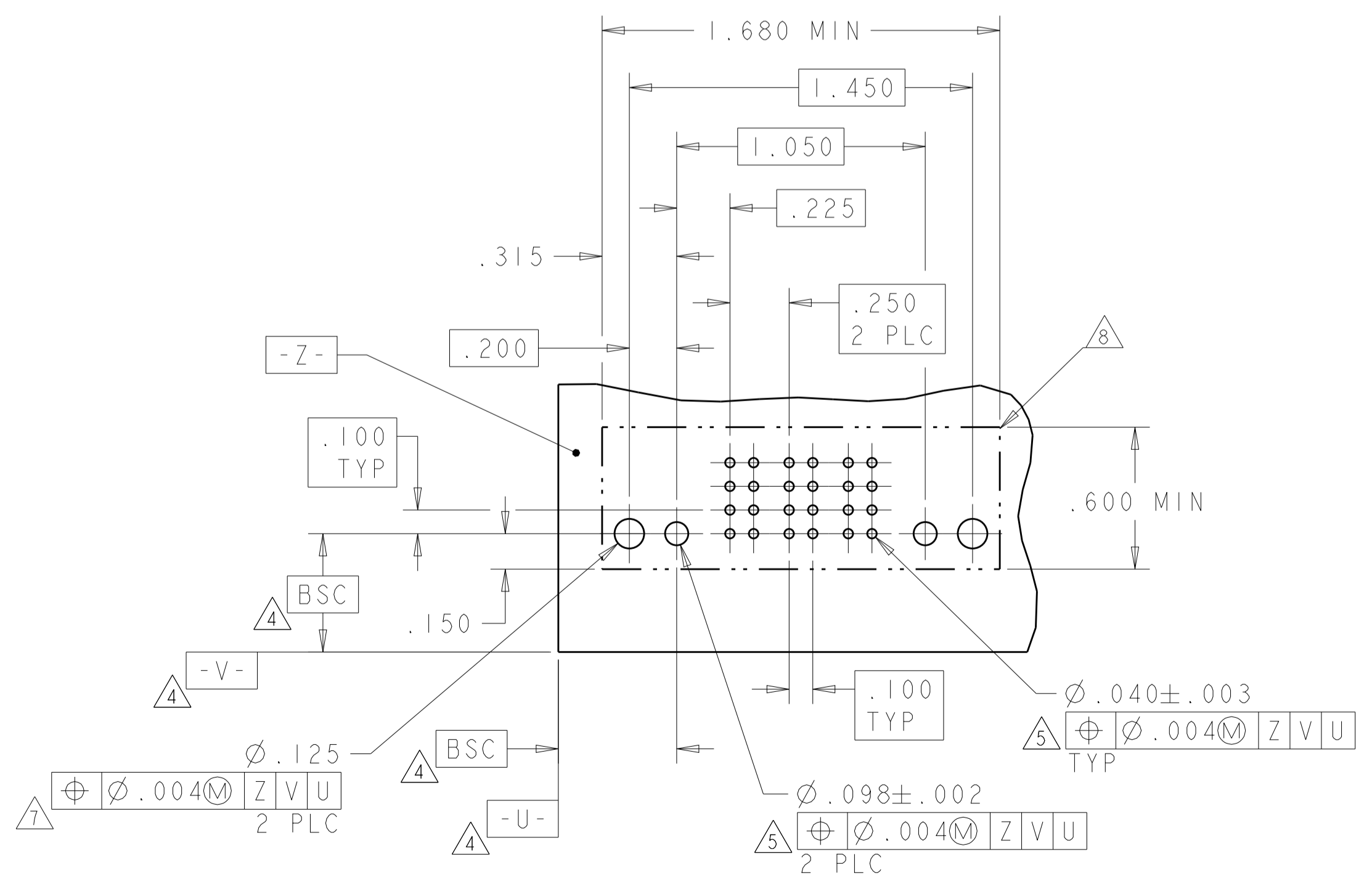
RECOMMENDED PCB LAYOUT 6600393-1/-5
 SCALE 2:1



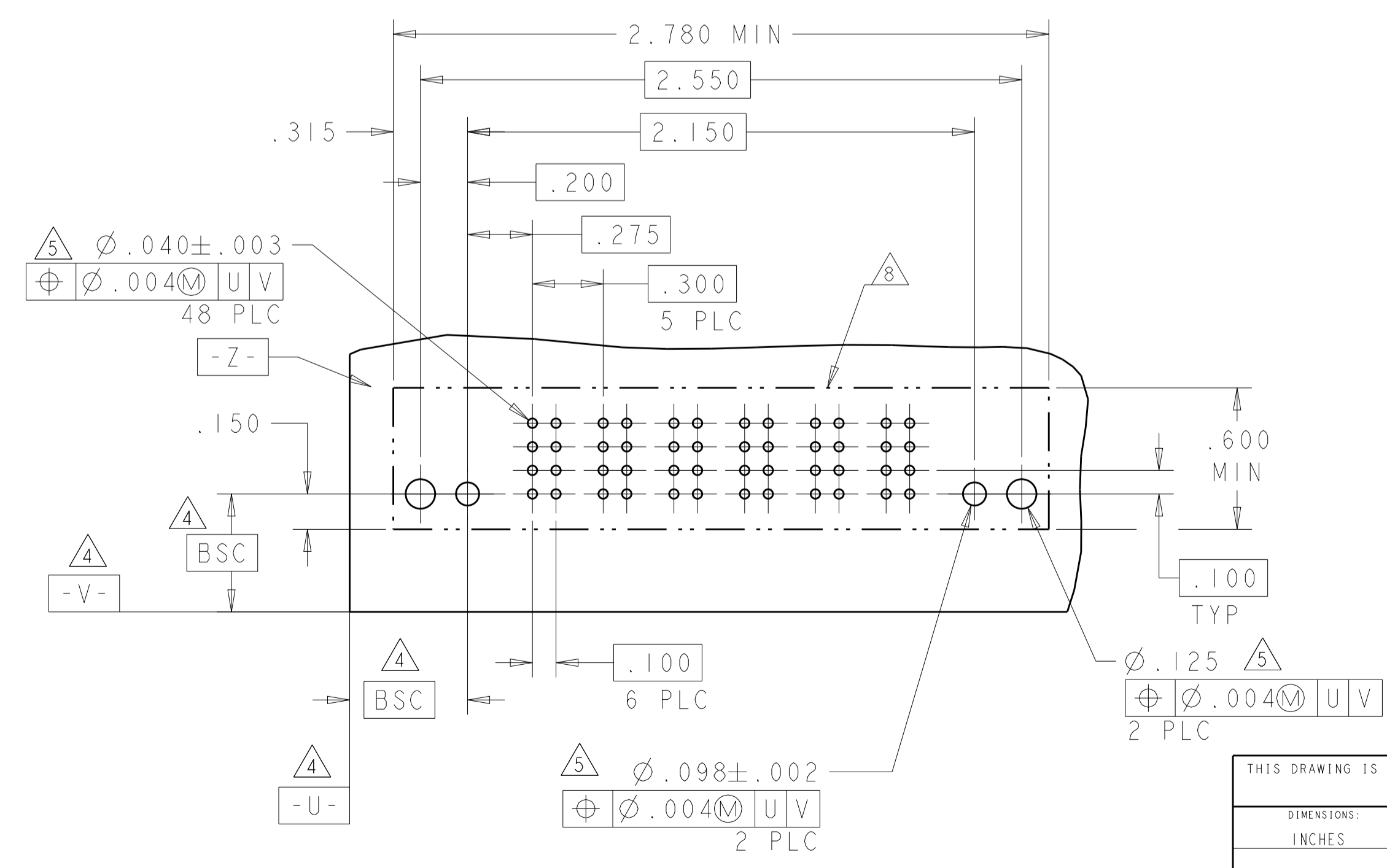
RECOMMENDED PCB LAYOUT 6600393-3
 SCALE 2:1

PART NUMBER	ROWS	POWER		
		P1	P2	P3
6600393-2	D	VM	VM	VM
	C			
	B			
3P	A	HD	HD	HD

PART NUMBER	ROWS	POWER					
		P1	P2	P3	P4	P5	P6
6600393-7	D	VM	VM	VM	VM	VM	VM
	C						
	B						
	A						
6ACP	HD	HD	HD	HD	HD	HD	HD



RECOMMENDED PCB LAYOUT 6600393-2
 SCALE 2:1



RECOMMENDED PCB LAYOUT 6600393-7

MATING SEQUENCE	DESCRIPTION	IDENTIFIER
-	RETENTION CLIP	HD
-	POWER CONTACT	VM

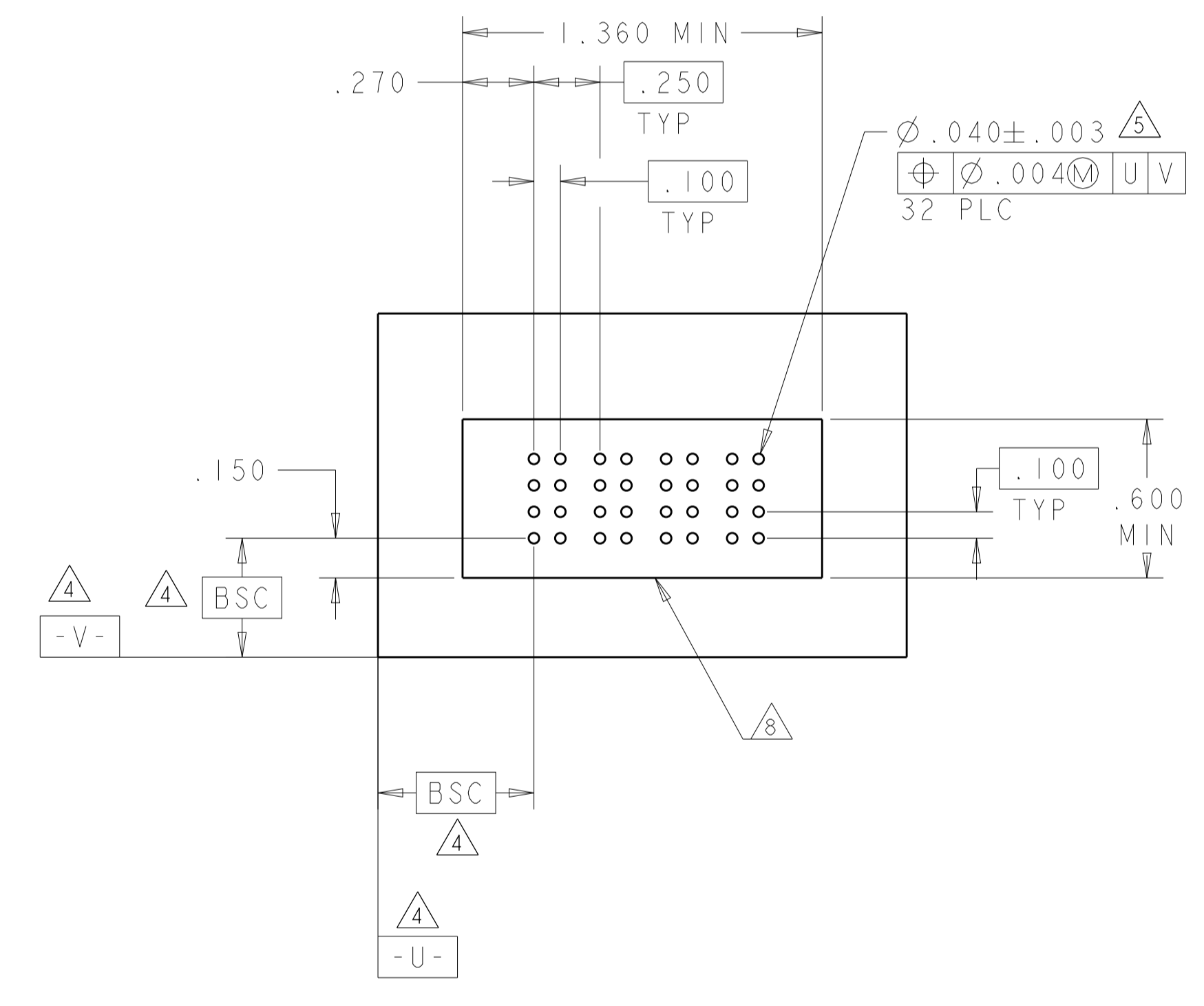
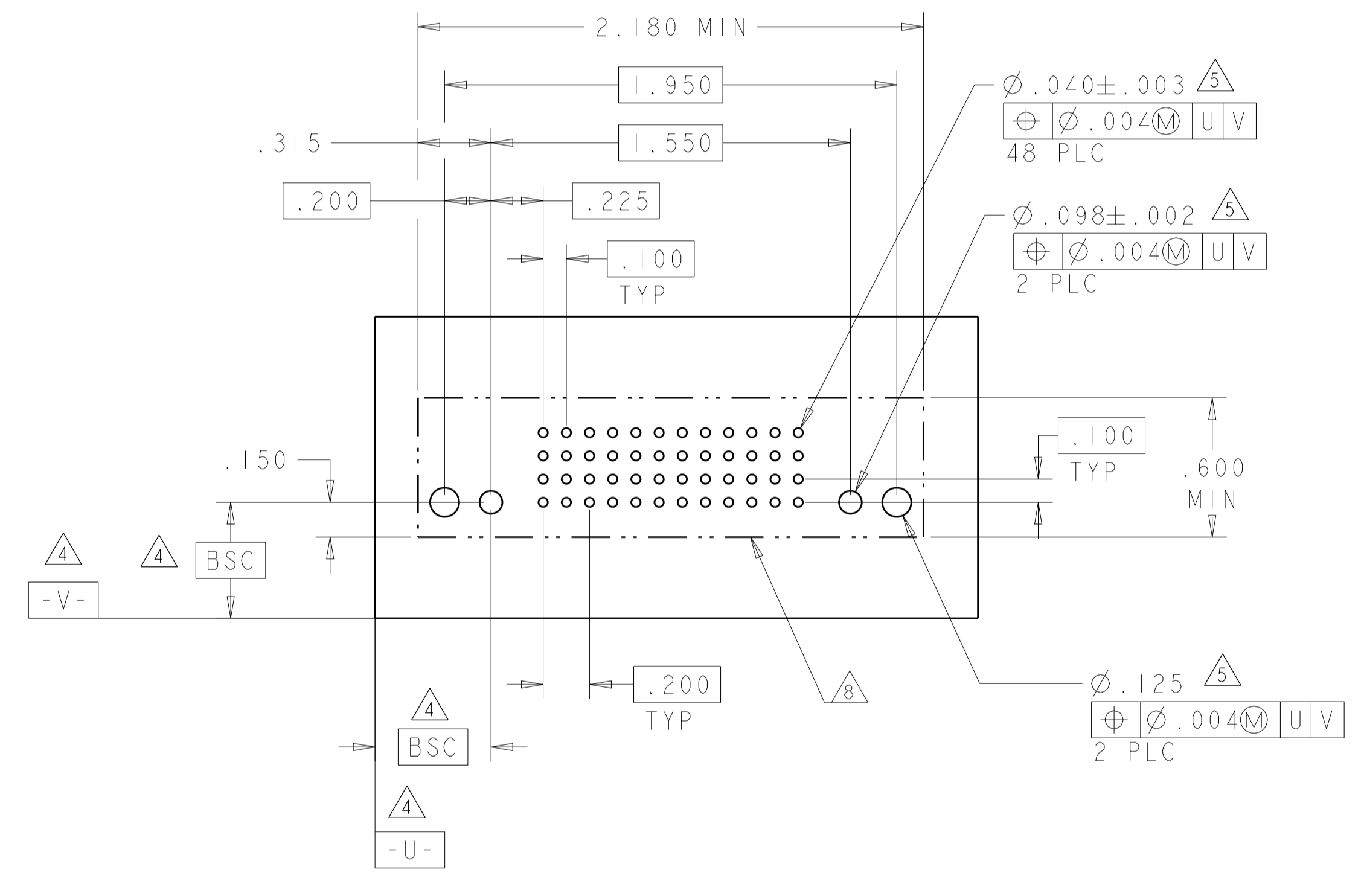
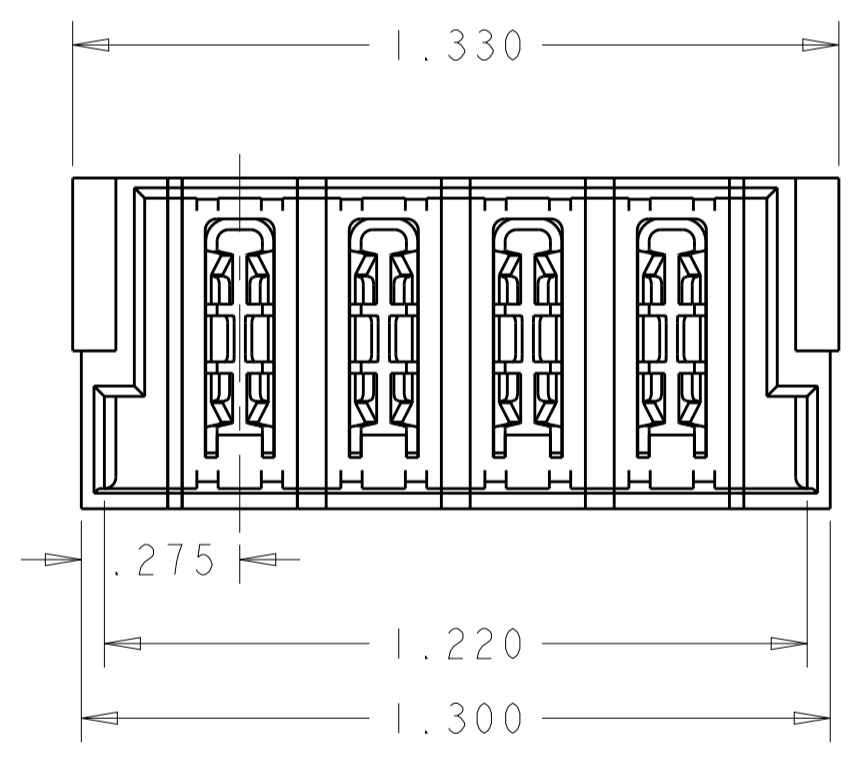
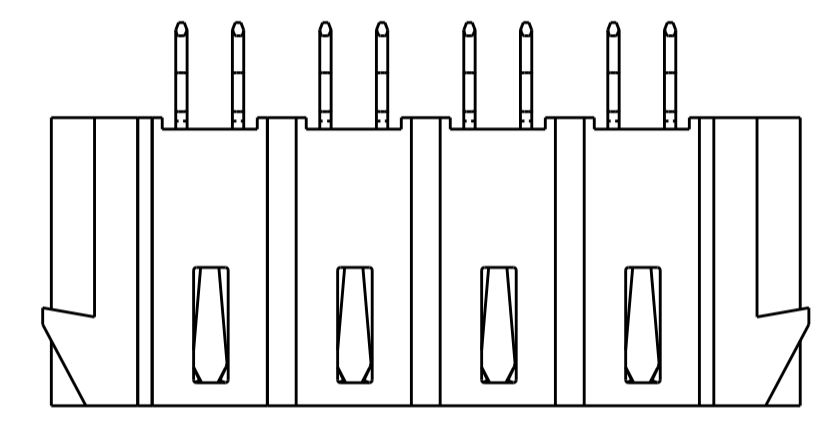
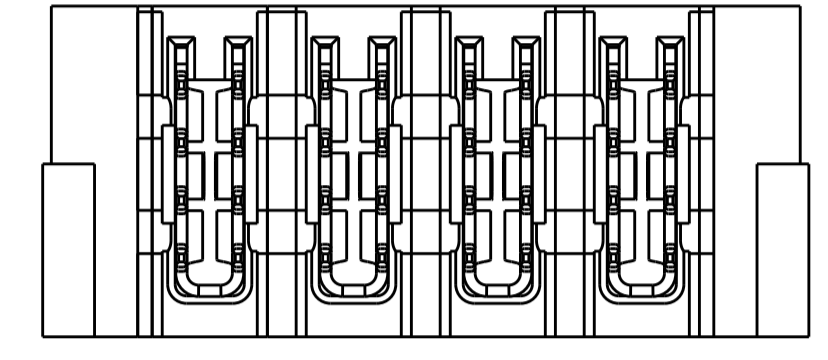
THIS DRAWING IS A CONTROLLED DOCUMENT.

DIMENSIONS: INCHES	TOLERANCES UNLESS OTHERWISE SPECIFIED:	DWN D. RINGLER 25MAR06	CHK M. PERCHERKE 25MAR06	APVD M. PERCHERKE 25MAR06
0 PLC ±	1 PLC ±	PRODUCT SPEC	NAME	RESTRICTED TO
2 PLC ±	3 PLC ±	108-1973	VERICAL HEADER ASSEMBLY, W/LATCH RECEIVERS, PRESS FIT, TYPE P, MULTI-BEAM XL	
4 PLC ±	5 PLC ±	APPLICATION SPEC	SIZE CAGE CODE DRAWING NO	
ANGLES ±	FINISH ±	114-13038	A100779C=6600393	
MATERIAL	FINISH	WEIGHT	CUSTOMER DRAWING	SCALE 2:1 SHEET 3 OF 5 REV A9

LOC	DIST	REVISIONS					
		P	LTN	DESCRIPTION	DATE	DWN	APVD
ES	00	-	-	SEE SHEET 1	-	-	-

PART NUMBER	ROWS	POWER					
		P1	P2	P3	P4	P5	P6
6600393-8	D						
	C	VM	VM	VM	VM	VM	VM
	B						
	A						
6HDP		HD					HD

PART NUMBER	ROWS	POWER			
		P1	P2	P3	P4
6600393-9	D				
	C	VM	VM	VM	VM
	B				
	A				
4P					

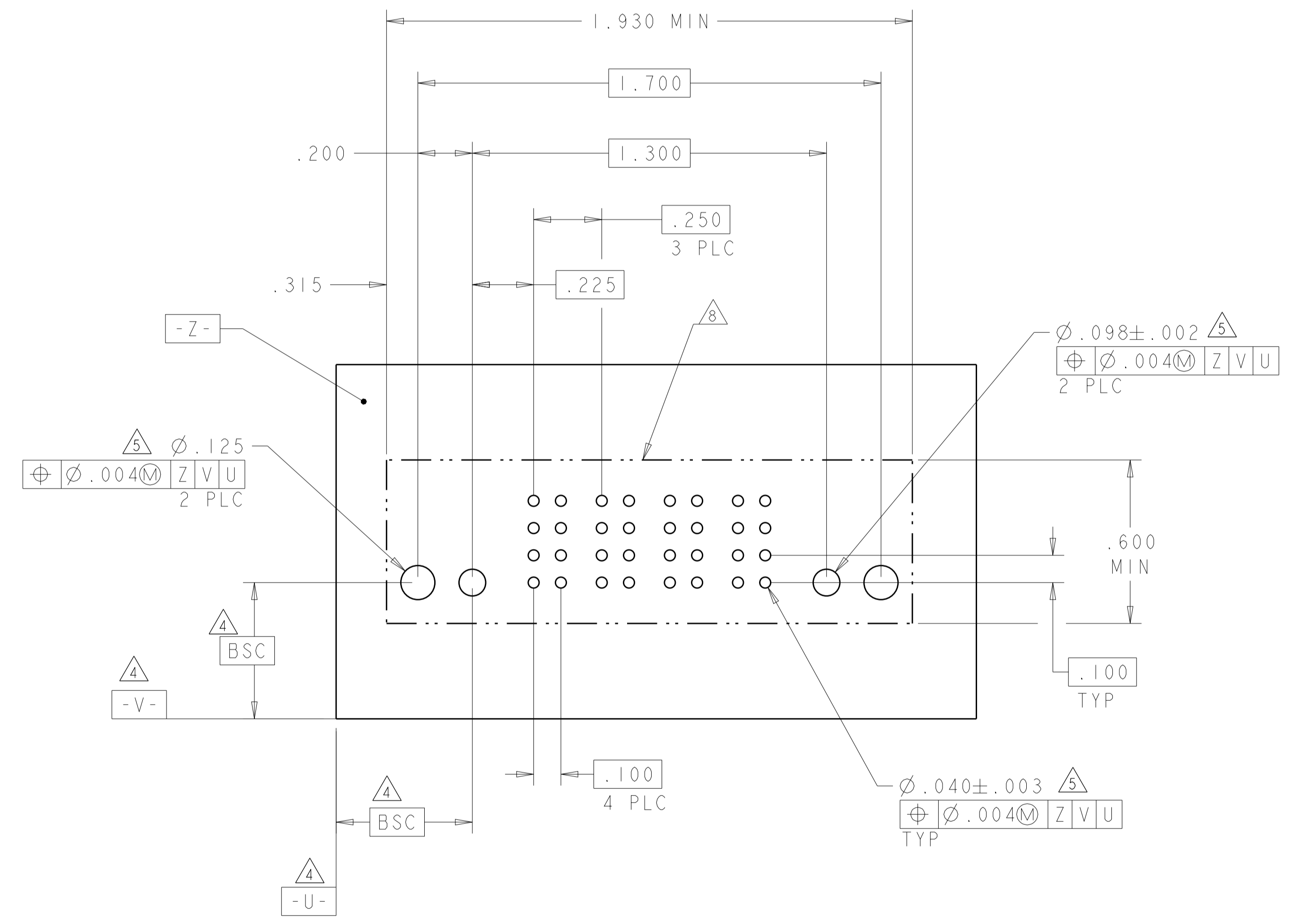
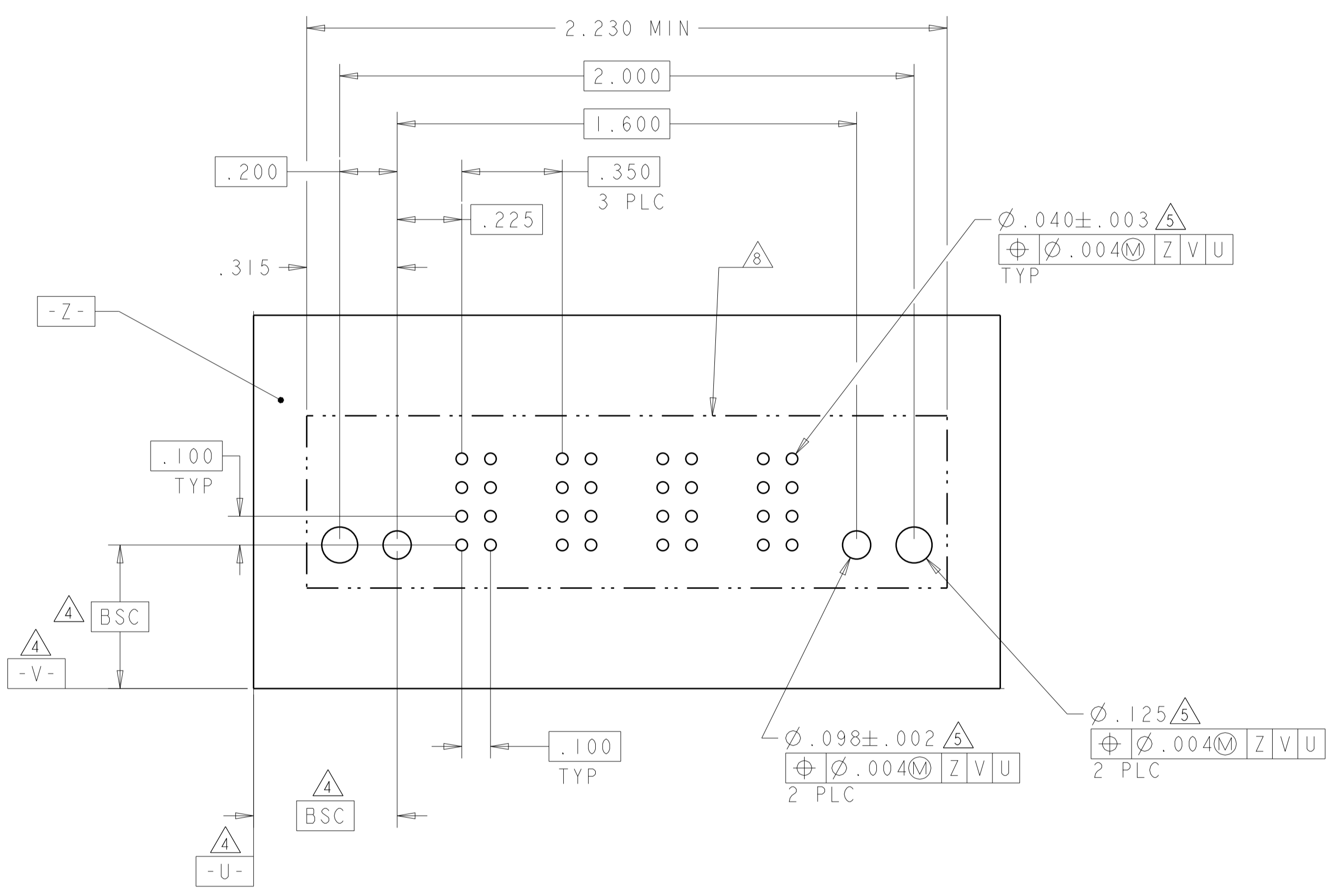


THIS DRAWING IS A CONTROLLED DOCUMENT.		DWN D. RINGLER 25MAR06	TE Connectivity														
DIMENSIONS: INCHES		CHK M. PERCHERKE 25MAR06															
TOLERANCES UNLESS OTHERWISE SPECIFIED:		APVD M. PERCHERKE 25MAR06	NAME VERICAL HEADER ASSEMBLY, W/LATCH RECEIVERS, PRESS FIT, TYPE P, MULTI-BEAM XL														
<table border="1"> <tr><td>0 PLC</td><td>±</td></tr> <tr><td>1 PLC</td><td>±</td></tr> <tr><td>2 PLC</td><td>±</td></tr> <tr><td>3 PLC</td><td>±.005</td></tr> <tr><td>4 PLC</td><td>±</td></tr> <tr><td>ANGLES</td><td>±</td></tr> <tr><td>FINISH</td><td>±</td></tr> </table>		0 PLC	±	1 PLC	±	2 PLC	±	3 PLC	±.005	4 PLC	±	ANGLES	±	FINISH	±	PRODUCT SPEC 108-1973	SIZE A100779
0 PLC	±																
1 PLC	±																
2 PLC	±																
3 PLC	±.005																
4 PLC	±																
ANGLES	±																
FINISH	±																
MATERIAL		APPLICATION SPEC 114-13038	RESTRICTED TO														
		WEIGHT	SCALE 2:1 SHEET 4 OF 5 REV A9														
		CUSTOMER DRAWING															

LOC	DIST	REVISIONS			
P	LTN	DESCRIPTION	DATE	DMN	APVD
ES	00	SEE SHEET 1			

PART NUMBER	ROWS	POWER			
		P1	P2	P3	P4
1-6600393-0	D				
	C				
	B	VM	VM	VM	VM
	A				
4P		HD			HD

PART NUMBER	ROWS	POWER			
		P1	P2	P3	P4
1-6600393-2	D				
	C				
	B	VM	VM	VM	VM
	A				
4P		HD			HD



THIS DRAWING IS A CONTROLLED DOCUMENT.

DIMENSIONS: INCHES	TOLERANCES UNLESS OTHERWISE SPECIFIED: 0 PLC ± 1 PLC ± 2 PLC ± 3 PLC ±.005 4 PLC ± ANGLES ±	FINISH	FINISH
-----------------------	---	--------	--------

OWN: D. RINGLER 25MAR06	CHK: M. PERCHERKE 25MAR06	APVD: M. PERCHERKE 25MAR06
PRODUCT SPEC: 108-1973	APPLICATION SPEC: 114-13038	WEIGHT: -
SIZE: A1	CAGE CODE: 00779	DRAWING NO: 6600393
CUSTOMER DRAWING		SCALE: 2:1

STE TE Connectivity

NAME: VERTICAL HEADER ASSEMBLY, W/LATCH RECEIVERS, PRESS FIT, TYPE P, MULTI-BEAM XL

RESTRICTED TO: -

SHEET 5 OF 5 REV A9