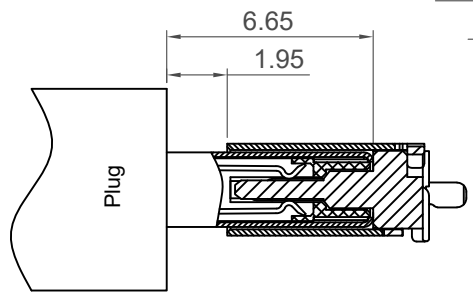
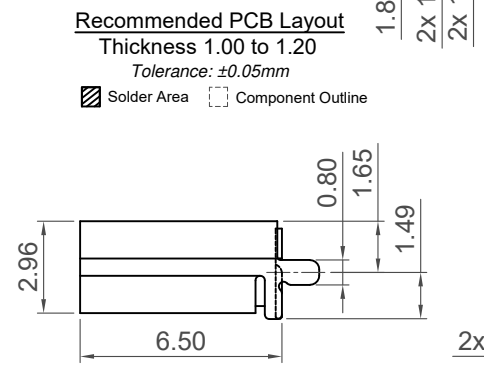
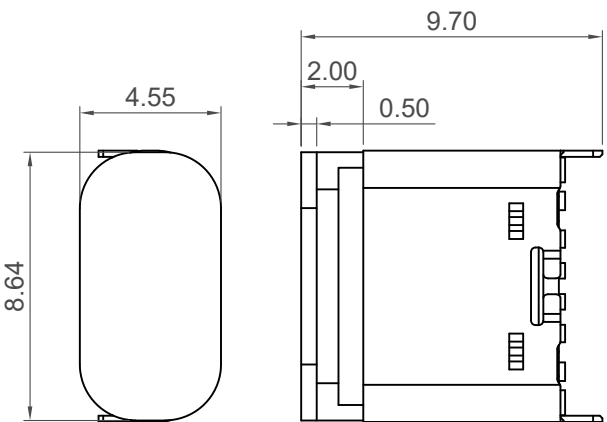


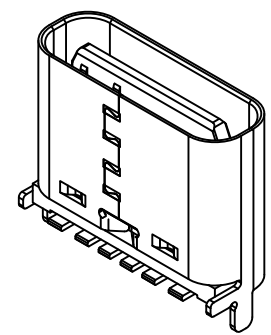
Recommended PCB Layout
 Thickness 1.00 to 1.20
 Tolerance: ±0.05mm
 [Hatched] Solder Area [Dashed] Component Outline



Plug and Receptacle Mating View



Cap Information



Specifications

Material
 Insulator: LCP, UL 94V-0, Black
 Contact: Copper Alloy
 Shell: Stainless Steel
 Middle Plate: Stainless Steel

Plating
 Contact: Gold Flash All Over
 Shell: 50µ" min. Nickel
 Middle Plate: Clear

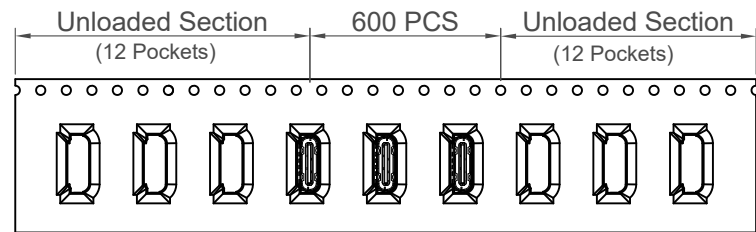
Electrical
 Current Rating: 3.00A collectively for Vbus pins
 4.25A collectively for GND pins
 1.25A for B5 pin
 0.25A for A5 pin
 Voltage Rating: 20V DC
 Contact Resistance: 40mΩ max initial.
 50mΩ max after test
 Dielectric Withstanding Voltage: 100V AC
 Insulation Resistance 100MΩ min

Mechanical & Environmental
 Operating Temperature: -30°C to +85°C
 Mating Force: 5 to 20 N.
 Unmated Force: 6 to 20 N after test
 Durability: 10,000 cycles

Pin	Signal	Mating Sequence
A5	CC1	Second
A9	Vbus	First
A12	GND	First
B5	CC2	Second
B9	Vbus	First
B12	GND	First
SHELL		GND

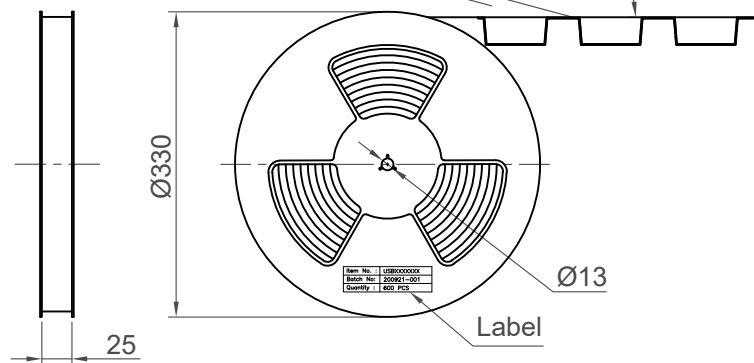
Ordering Grid
USB4130 = **GF** = **C** Request Samples and Quotation
 Contact Plating: GF = Gold Flash
 Packing Options: C = Tape & Reel With Cap (600 per reel)

Part Number USB4130		Product Description USB Type C Receptacle, Vertical, SMT, For Power charging only		GCT www.gct.co		
Drawing Date 26th November 2020						
By CC	Tolerances (Except as Noted)		Units: Metric (mm)	 This drawing is confidential and copyright of Global Connector Technology, Ltd (GCT). This drawing must not be copied or disclosed without written consent. E & OE		
Detail Drawing Release	Length X.X ± 0.30		 3rd Angle Projection			
Revision A1	Angle X.XX ± 0.25					
Date 22/11/22	X.XXX ± 0.10					
				Not to Scale	Drawn By CC	Sheet No. 1/2

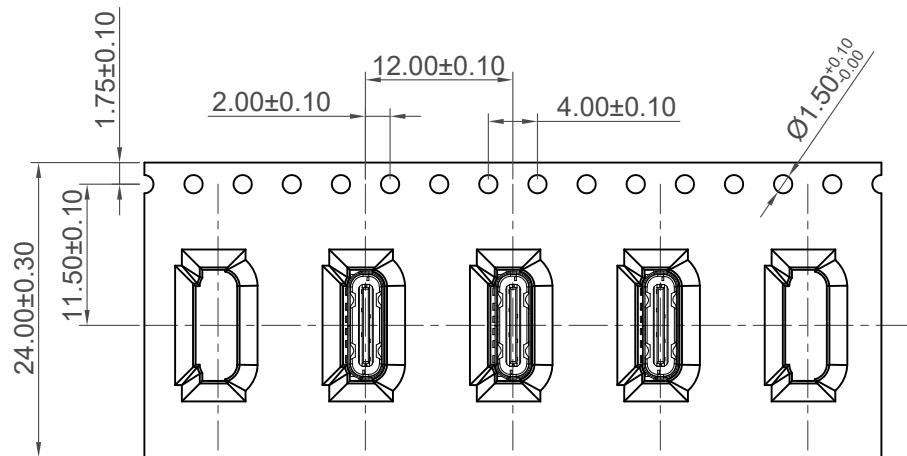


Direction of Unreeling

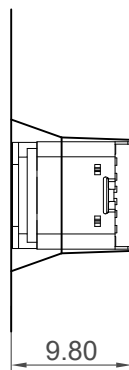
Peeling Angle 165°~180°



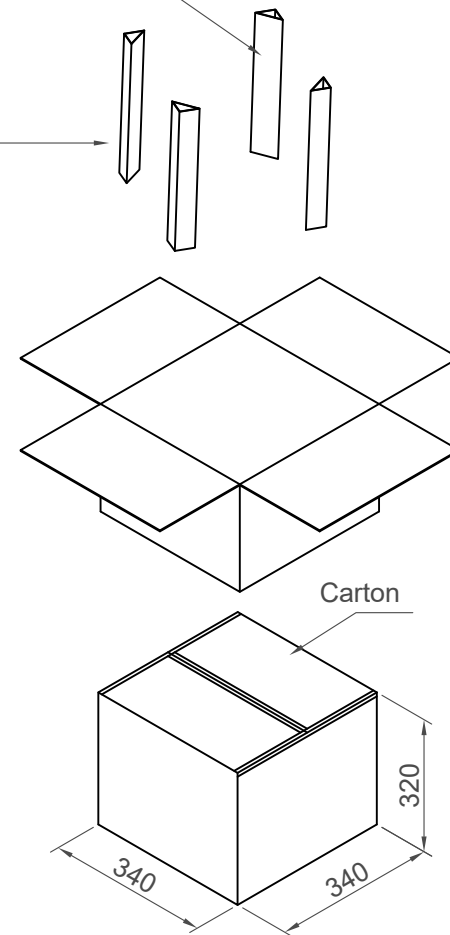
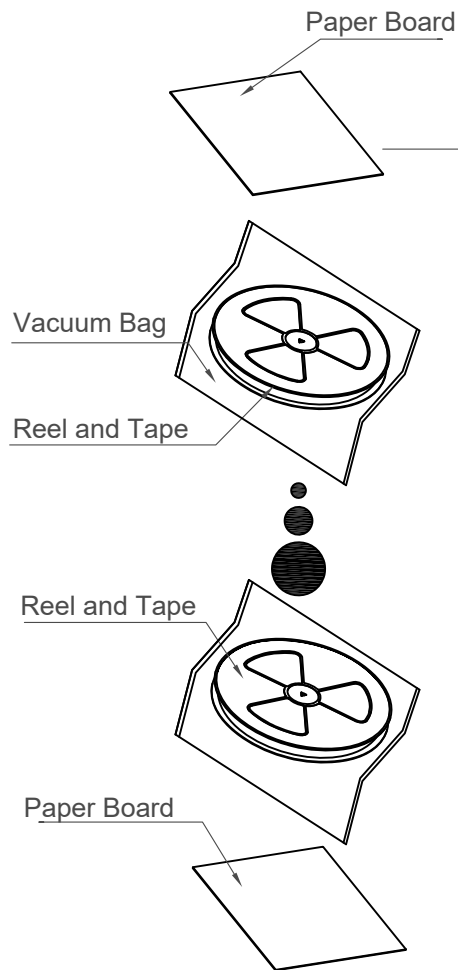
Part No. | USB4130000
 Rev. No. | 202011-001
 Quantity | 600 PCS



Direction of Unreeling



Folder Paper Board



Pcs / Reel	Reels / Carton	Total Quantity
600	10	6,000 pcs

Part Number		Product Description	
USB4130		USB Type C Receptacle, Vertical, SMT, For Power charging only	
Drawing Date		20th November 2020	
By	CC	Tolerances (Except as Noted)	Units:
Detail	Drawing Release	Length	Metric (mm)
Revision	A1	Angle	
Date	22/11/22		



This drawing is confidential and copyright of Global Connector Technology, Ltd (GCT). This drawing must not be copied or disclosed without written consent. E & OE



Not to Scale Drawn By CC Sheet No. 2/2