

Contact insert - RC-06P1NS20000 - 1593555


Please be informed that the data shown in this PDF Document is generated from our Online Catalog. Please find the complete data in the user's documentation. Our General Terms of Use for Downloads are valid (<http://download.phoenixcontact.com>)



Contact insert, Number of positions: 6, Type of contact: Male connector, Screw connection



Key commercial data

Packing unit	1 PCE
GTIN	 4 046356 196857
Custom tariff number	85389099
Country of origin	GERMANY

Technical data

Technical data

Insertion/withdrawal cycles mechanical	50
Direction of rotation of contact chamber numbering	Standard
Coding	N
Contact connection method	Screw connection
Type of contacts	Male connector
Number of positions	6
Contact diameter of power contacts	2 mm
Litz wire cross section of power contacts min.	0.08 mm ²
Litz wire cross section of power contacts max.	1 mm ²
Nominal current per power contact at 25°C	20 A

Material data

Insulator material	PBT
Contact material	CuZn
Contact surface	Nickel-plated, gold coating

Contact insert - RC-06P1NS20000 - 1593555

Technical data

Specifications according to DIN EN 61984:2001

Nominal / operating voltage of signal contacts	150 V
Rated surge voltage of signal contacts	2.5 kV
Surge voltage category of signal contacts	II
Pollution degree of signal contacts	3
Surge voltage category of power contacts	II
Pollution degree of power contacts	3

Classifications

ETIM

ETIM 3.0	EC001121
ETIM 4.0	EC001121
ETIM 5.0	EC001121

UNSPSC

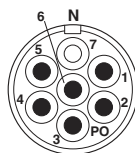
UNSPSC 11	43172015
UNSPSC 12.01	43201404
UNSPSC 13.2	43201404
UNSPSC 6.01	43172015
UNSPSC 7.0901	43201404

eCl@ss

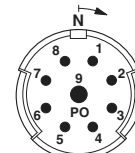
eCl@ss 4.0	272607xx
eCl@ss 4.1	27260701
eCl@ss 5.0	27260701
eCl@ss 5.1	27260701
eCl@ss 6.0	27260708
eCl@ss 7.0	27440312

Drawings

Schematic diagram



Schematic diagram



Contact insert - RC-06P1NS20000 - 1593555

Schematic diagram

