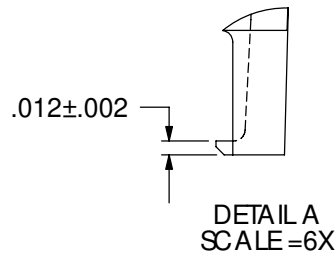
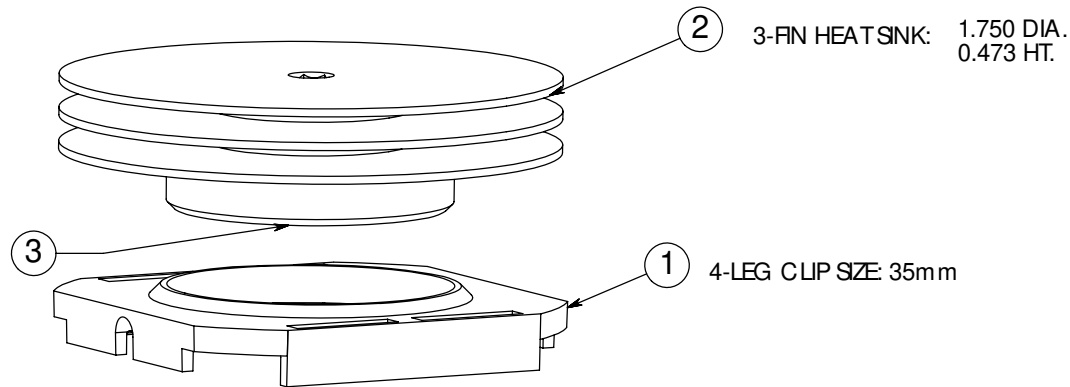
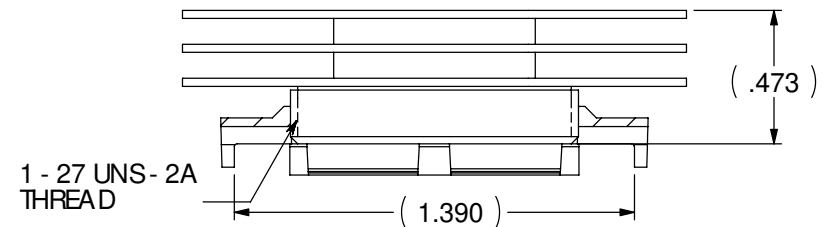
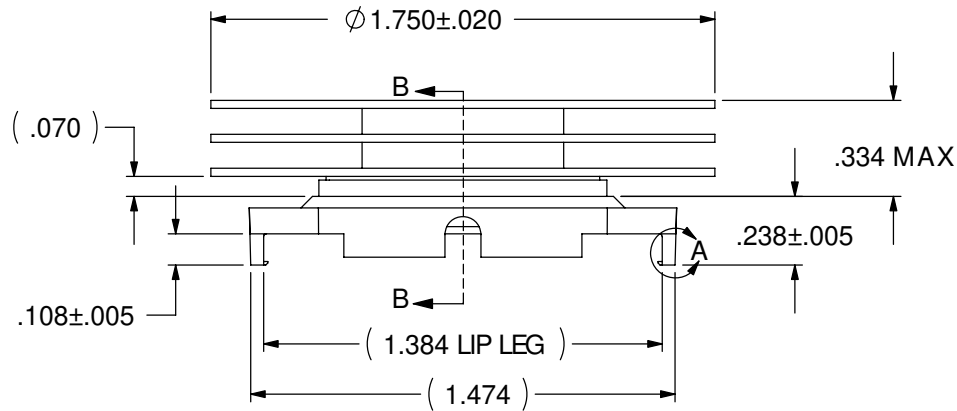


| REVISION(S) |                   |             |              |
|-------------|-------------------|-------------|--------------|
| LTR         | DESCRIPTION       | INIT        | APP'D        |
| O           | ECN: 0S60-0242-04 | E.T 9/30/04 | B.P 10/22/04 |
| A           | ECR-06-019279     | E.T 8/17/06 | V.K 8/17/06  |



- MATERIAL:  
HEAT SINK: ALUM. (BLACK ANODIZE)  
CLIP: BLACK PEI (UL94-VO)
- BEFORE THE HEATSINK APPLICATION, THE USER SHOULD IDENTIFY THE SPECIFICATION OF MAXIMUM LOAD ON THE BGA PACKAGE.  
HEATSINK TORQUE SPECIFICATIONS CONVERTED TO FORCE.  
BARE DIE PACKAGE:  
2.0 POUND-FORCE INCH TORQUE = 8.1 POUND-FORCE  
(0.23 NEWTON METER TORQUE = 36.03 NEWTON)  
2.5 POUND-FORCE INCH TORQUE = 10.1 POUND-FORCE  
(0.28 NEWTON METER TORQUE = 44.93 NEWTON)  
FULL SIZE LID PACKAGE:  
2.0 POUND-FORCE INCH TORQUE = 6.9 POUND-FORCE  
(0.23 NEWTON METER TORQUE = 30.69 NEWTON)  
2.5 POUND-FORCE INCH TORQUE = 8.7 POUND-FORCE  
(0.28 NEWTON METER TORQUE = 38.70 NEWTON)
- REMOVE CLIP WITH REMOVAL TOOL P/N: 1542616-1
- RoHS COMPLIANT AND CERTIFIED.



| Power    | ° C/W @ |
|----------|---------|
| 5 Watts  | 160 LFM |
| 10 Watts | 5.62    |
| 15 Watts | 5.38    |
|          | 5.63    |

### CUSTOMER DRAWING

SPECIFICATIONS ARE SUBJECT TO CHANGE WITHOUT NOTICE

| ITEM | DESCRIPTION   | QTY |
|------|---------------|-----|
| 1    | MOUNTING CLIP | 1   |
| 2    | HEAT SINK     | 1   |
| 3    | INTERFACE     | 1   |

|                     |   |  |                                    |                 |   |   |  |                              |                |                         |                  |
|---------------------|---|--|------------------------------------|-----------------|---|---|--|------------------------------|----------------|-------------------------|------------------|
| <b>DO NOT SCALE</b> | <b>tyco</b> / Electronics                     |  | Atteboro Falls Massachusetts 02763 |                 | <small>CONFIDENTIAL PROPERTY OF TYCO ELECTRONICS NOT TO BE DISCLOSED TO OTHERS REPRODUCED OR USED FOR ANY PURPOSES EXCEPT AS AUTHORIZED IN WRITING BY AN AUTHORIZED OFFICIAL OF TYCO. MUST BE RETURNED TO TYCO ON DEMAND, ON COMPLETION OF ORDERS OR OTHER PURPOSES FOR WHICH LENT.</small> | TITLE<br><b>35mm HEATSINK ASSEMBLY (HTS708-U)</b> |  |                              |                |                         |                  |
|                     | UNLESS OTHERWISE SPECIFIED TO LEFTRANCES ARE: |  | DRAWN BY:<br>ETAO                  | DATE<br>9/30/04 |   | MATERIAL:<br>SEE NOTE                             |  | DIMENSIONS ARE IN:<br>INCHES | SCALE<br>1.5:1 | PART NO.:<br>1542004-9  | SHEET:<br>1 OF 1 |
|                     | .XX ±<br>.XXX ±<br>.XXXX ±<br>ANGLES ±°       |  | ENGINEER:<br>B.PETROCELLI          | DATE<br>9/30/04 |   | FINISH:<br>SEE NOTE                               |  |                              | SIZE:<br>A     | DWG. NO.<br>C-1542004-9 | REV:<br>A        |
|                     |   |  | FILENAME                           | PROJECT         |   | SYSTEM  |  |                              |                |                         |                  |