

5-102316-8 ✓ ACTIVE

AMPMODU | AMPMODU IV/V


TE Internal #: 5-102316-8

Connector Contact, Socket, Wire-to-Board, 32 – 27 AWG Wire Size,  
59.2 – 197.35 CMA Wire Size, .03 – .1 mm<sup>2</sup> Wire Size, Gold, Reel,  
AMPMODU IV/V

[View on TE.com >](#)



Connectors > PCB Connectors > Wire-to-Board Connectors > Wire-to-Board Connector Contacts



Contact Type: **Socket**

Connector System: **Wire-to-Board**

Wire Size: **.03 – .1 mm<sup>2</sup>**

## Features

### Product Type Features

|                                   |               |
|-----------------------------------|---------------|
| Applied Pressure                  | Standard      |
| Connector System                  | Wire-to-Board |
| Connector & Contact Terminates To | Wire & Cable  |

### Configuration Features

|                                   |               |
|-----------------------------------|---------------|
| Compatible With Wire & Cable Type | Discrete Wire |
|-----------------------------------|---------------|

### Electrical Characteristics

|                                       |         |
|---------------------------------------|---------|
| Termination Resistance                | 12 mΩ   |
| Insulation Resistance                 | 5000 MΩ |
| Dielectric Withstanding Voltage (Max) | 750 V   |
| Operating Voltage                     | 250 VAC |

### Contact Features

|   |                  |
|---|------------------|
| Mating Square Post Dimension                          | .64 mm [.025 in] |
|   | 30 μin           |
| Wire Contact Termination Area Plating Material Finish | Matte            |
| Wire Contact Termination Area Plating Material        | Tin              |

|                                      |                            |
|--------------------------------------|----------------------------|
| Contact Base Material                | Copper Tin Phosphor Bronze |
| Contact Type                         | Socket                     |
| Contact Mating Area Plating Material | Gold                       |
| Contact Current Rating (Max)         | 3 A                        |

### Termination Features

|                                    |       |
|------------------------------------|-------|
| Termination Method to Wire & Cable | Crimp |
|------------------------------------|-------|

### Mechanical Attachment

|                         |      |
|-------------------------|------|
| Wire Insulation Support | With |
|-------------------------|------|

### Dimensions

|                                      |                          |
|--------------------------------------|--------------------------|
| Compatible Insulation Diameter Range | 1.02 mm[.04 in]          |
| Wire Size                            | .03 – .1 mm <sup>2</sup> |

### Usage Conditions

|                             |                            |
|-----------------------------|----------------------------|
| Operating Temperature Range | -65 – 105 °C[-85 – 221 °F] |
|-----------------------------|----------------------------|

### Operation/Application

|                     |                |
|---------------------|----------------|
| Circuit Application | Power & Signal |
|---------------------|----------------|

### Industry Standards

|                    |                       |
|--------------------|-----------------------|
| Approved Standards | CSA LR7189, UL E28476 |
|--------------------|-----------------------|

### Packaging Features

|                    |       |
|--------------------|-------|
| Packaging Quantity | 12500 |
| Packaging Method   | Reel  |

### Other

|                            |   |
|----------------------------|---|
| Connector Contacts Comment | (*) For use with Model "K" machines. Call the Technical Assistance Center (1-800-522-6752) for any tooling questions. |
|----------------------------|---|

### Product Compliance

[For compliance documentation, visit the product page on TE.com>](#)

|   |  |
|---|--|
| EU RoHS Directive 2011/65/EU                  | Compliant                                    |
| EU ELV Directive 2000/53/EC                   | Compliant                                    |
| China RoHS 2 Directive MIIT Order No 32, 2016 | No Restricted Materials Above Threshold      |
| EU REACH Regulation (EC) No. 1907/2006        | Current ECHA Candidate List: JUNE 2023 (235) |



Candidate List Declared Against: JUNE  
2023 (235)  
Does not contain REACH SVHC

|                           |   |
|---------------------------|---|
| Halogen Content           | Low Halogen - Br, Cl, F, I < 900 ppm per homogenous material. Also BFR/CFR/PVC Free |
| Solder Process Capability | Not applicable for solder process capability  |

Product Compliance Disclaimer

This information is provided based on reasonable inquiry of our suppliers and represents our current actual knowledge based on the information they provided. This information is subject to change. The part numbers that TE has identified as EU RoHS compliant have a maximum concentration of 0.1% by weight in homogenous materials for lead, hexavalent chromium, mercury, PBB, PBDE, DBP, BBP, DEHP, DIBP, and 0.01% for cadmium, or qualify for an exemption to these limits as defined in the Annexes of Directive 2011/65/EU (RoHS2). Finished electrical and electronic equipment products will be CE marked as required by Directive 2011/65/EU. Components may not be CE marked. Additionally, the part numbers that TE has identified as EU ELV compliant have a maximum concentration of 0.1% by weight in homogenous materials for lead, hexavalent chromium, and mercury, and 0.01% for cadmium, or qualify for an exemption to these limits as defined in the Annexes of Directive 2000/53/EC (ELV). Regarding the REACH Regulation, the information TE provides on SVHC in articles for this part number is based on the latest European Chemicals Agency (ECHA) 'Guidance on requirements for substances in articles' posted at this URL: <https://echa.europa.eu/guidance-documents/guidance-on-reach>

## Compatible Parts




TE Part # 2836135-2  
OCEAN\_2.0\_APPLICATOR-S-033F055OA



TE Part # 843996-3  
TOOL, EXTRACTION RESET



TE Part # 91541-1  
CCII MOD IV 1 2 REC 32-27 ASSY



TE Part # 2-2836135-2  
OCEAN\_2.0\_APPLICATOR-S-033F055OA



TE Part # 7-2836135-2  
OCEAN\_2.0\_APPLICATOR-S-033F055OA




TE Part # 7-2836135-7  
OCEAN\_2.0\_SPARE\_PART\_KIT-033F055O

Also in the Series | **AMPMODU IV/V**



Automotive Housings(2)



Backplane Connector Housings(1)




Board-to-Board Connector Contacts(6)



Connector Strain Relief(3)



Insertion & Extraction Tools(4)




PCB Connector Covers(18)




PCB Connector Keying(6)



PCB Connector Mounting(1)




PCB Headers & Receptacles(934)



PCB Latches, Locks & Retainers(7)



Rectangular Connector Housings(5)



Standard Rectangular Connectors(8)



Wire-to-Board Connector Assemblies & Housings(447)



Wire-to-Board Connector Contacts (322)

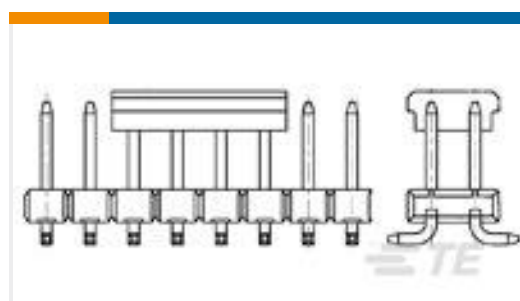
## Customers Also Bought



TE Part #6-1415053-1  
SR4M4006



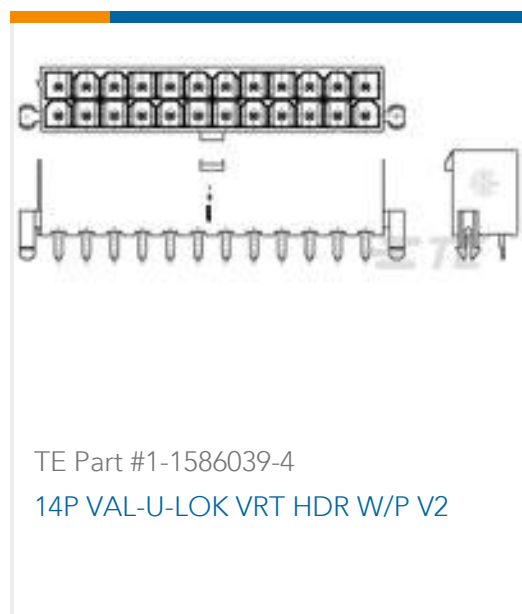
TE Part #2-1879463-2  
RL73H 2E R75 1% 5K RL



TE Part #966926-4  
2X4P MODU 2MM PIN HDR,SMD,  
BLSTR



TE Part #1565357-1  
ON TAPING(EMBOSS)0.5MM PITCH B  
BLSTR



TE Part #1-1586039-4  
14P VAL-U-LOK VRT HDR W/P V2



TE Part #8-1879135-8  
RN 0603 9R53 0.1% 10PPM 5K RL



TE Part #1565359-1  
ON TAPING(EMBOSS)0.5MM PITCH F



TE Part #3-1734742-6  
.5 FPC VT ZIF Type-A 36 CONT



TE Part #DTM15-12PA-G003  
HDR, 12P, GRY, ST, AU/NI/CU, A



TE Part #TRA24003P  
OMNI,Ph,2400-2500MHz 3,P MT

## Documents

### Product Drawings

[MOD IV RECP PLAD 30 DPLX LF](#)

English

### CAD Files

[3D PDF](#)

3D

**Customer View Model**

[ENG\\_CVM\\_CVM\\_5-102316-8\\_AF\\_c-5-102316-8-af.2d\\_dxf.zip](#)

English

**Customer View Model**

[ENG\\_CVM\\_CVM\\_5-102316-8\\_AF\\_c-5-102316-8-af.3d\\_igs.zip](#)

English

**Customer View Model**

[ENG\\_CVM\\_CVM\\_5-102316-8\\_AF\\_c-5-102316-8-af.3d\\_stp.zip](#)

English

By downloading the CAD file I accept and agree to the [Terms and Conditions](#) of use.

### Datasheets & Catalog Pages

[AMP MODU IV & V Section of Catalog 1307819](#)

English

[AMPMODU\\_INTERCONNECTION\\_SYSTEM\\_SECTION5\\_CONT](#)

English

[1-1773720-9\\_AMPMODU\\_MOD\\_IV\\_V\\_QRG](#)

English

### Product Specifications



### Application Specification

English

---

### Product Environmental Compliance

[MD\\_5-102316-8\\_02182013349\\_dmtec](#)

English

[MD\\_5-102316-8\\_02182013349\\_dmtec](#)

English