

Features

- Low ripple
- Small Size


Description

Surface mount, silver (Ag) coated barium ceramic filter.

Weight: 0.7 grams typical

Material: Filter is composed of a ceramic block plated with Ag.

Filter complies with RoHS standards.



Electrical Specifications

Parameter	Frequency MHz	Typical @ 25°C	Specification @ 25°C	Spec over -40°C to +85°C
Passband Iloss	2580 - 2690	-1.55	-1.70	-2.00
Passband Ripple	2580 - 2690	0.40	0.80	1.00
Passband Return Loss @ Port 1	2580 - 2690	-14.00	-11.00	-10.00
Passband Return Loss @ Port 2	2580 - 2690	-14.00	-11.00	-10.00
Attenuation	0.1 - 1754	-54.00	-51.00	-50.00
	2352	-52.00	-50.00	-49.00
	3000	-45.00	-31.00	-40.00
Power into any port		1 Watt max		

Note: Supplier shall test each filter to the critical electrical specifications of the above table. Any subsequent audits may deviate from in value due to measurement repeatability among different test systems. Such deviations shall not exceed the following limits:

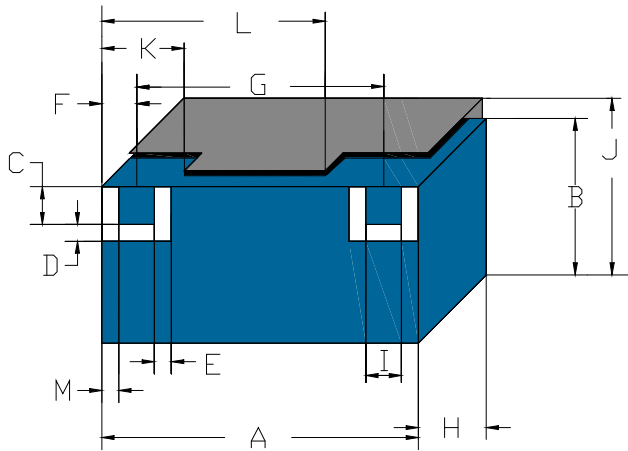
Specification Allowance	
Insertion Loss	0.1 dB
Return Loss	1.0 dB
Stopbands	1.0 dB

*This product is covered by one or more of the following U.S. and foreign patents including: US 4,692,726;US 4,742,562; US 4,800,348;US 4,829,274;US 5,146,193;EP 0573597;DE 0573597;FR 0573597;JP 508149/92;KR 142171;US 5,162,760;US 5,218,329;US 5,250,916;US 5,327,109;US 5,488,335;CA 2114029;FR 9306297;GB 2273393;JP 3205337;KR 115113;CN 93106228.4;US 5,512,866;EP 0706719;DE 0706719;FR 0706719;GB 0706719;CN 95190359.4;US 5,602,518;US 5,721,520;US 5,745,018;EP 0910875;DE 0910875;DK 0910875;FR 0910875;GB 0910875;IE 0910875;JP 505182/98;KR 10-323013;US 5,994,978;US 6,462,629;CN 00810420.4;US 6,559,735;US 6,650,202;US 6,834,429.Other US and foreign patents pending.

CTS Corporation 2006 reserves all copyrights in the layout, design and configuration of the patterns on this product.

Mechanical Drawing

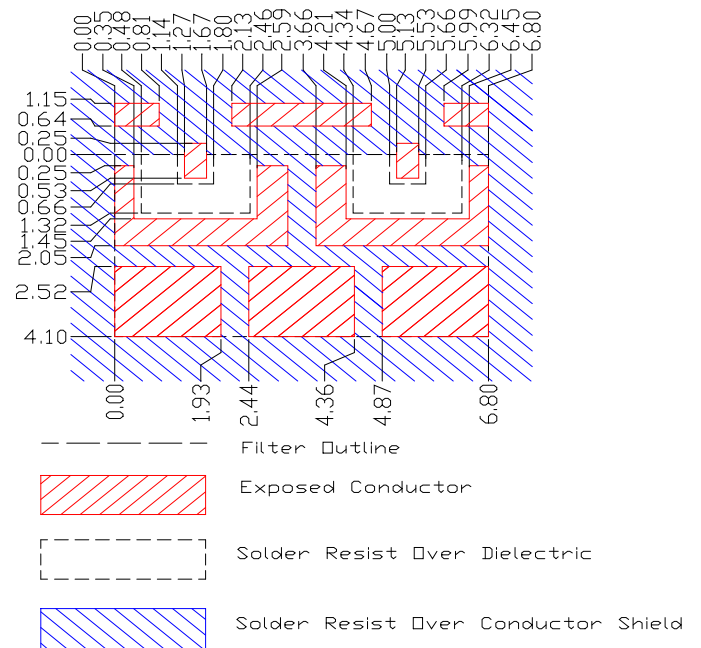
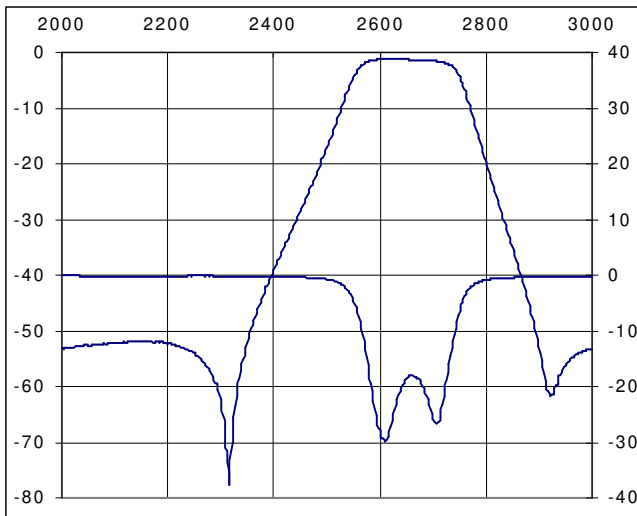
Revision B – Origin Date: May 9, 2008 - Revision Date: July 28, 2011



Dim	Nominal (mm)	Tolerance (mm) +/- or max
A	6.8	max
B	4.1	max
C	0.66	0.13
D	0.66	0.13
E	0.66	0.13
F	1.35	0.13
G	3.86	0.13
H	2.4	0.13
I	0.66	0.13
J	5	max

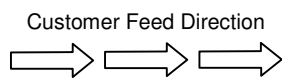
Electrical response

PCB Layout



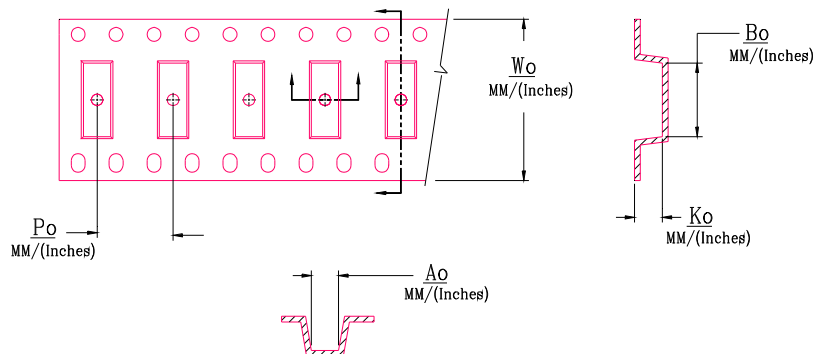
Packaging and Marking

DIMENSION	UNITS	SPECIFICATION
REEL DIAMETER	mm	330
REEL WEIGHT	kg	1.5
REEL QUANTITY	ea.	1000



Product Marking

CTS
638
YWW



W_o	A_o	B_o	K_o	P_o
Inches/mm	Inches/mm	Inches/mm	Inches/mm	Inches/mm
0.630"/16	0.209"/5.30	0.280"/7.1	0.102"/2.60	0.315"/8.00