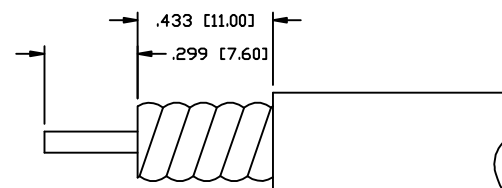
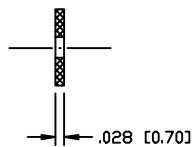
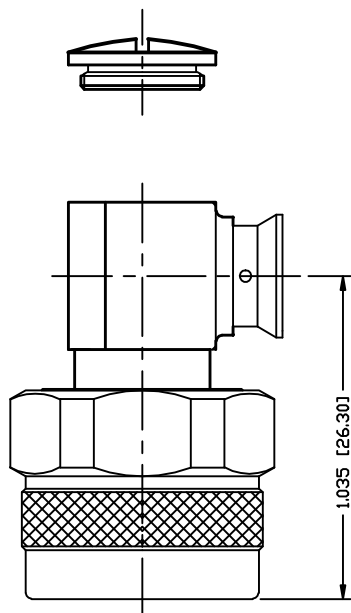


PART NO.

RFN-1009-HPL

REV	DESCRIPTION	DWN	DATE	APPROVED
-	ENGINEERING RELEASE	CZS	03/09/15	JDMc



TIMES MICROWAVE CABLE: SPP-250-LLP

SPECIFICATIONS:

IMPEDANCE: 50 Ohms

FREQUENCY RANGE: 0-6 GHz

VSWR: <1.15:1 THRU 3GHz

PIM: ≤-155 dBc

DIELECTRIC WITHSTANDING VOLTAGE: 1500V/AC

INSULATION RESISTANCE: 5000 Mega Ohms

TEMPERATURE RANGE: -40°C TO 155°C

MECHANICAL DURABILITY: 500 CYCLES

RoHS COMPLIANT

TIMES MICROWAVE CABLE: SPP-250-LLP

9	COUPLING NUT	1	BRASS	WHITE BRONZE
8	END CAP	1	BRASS	WHITE BRONZE
7	GASKET	1	SILICONE	----
6	RETAINING RING	1	BeCu	WHITE BRONZE
5	SPACER DISC	1	PTFE	----
4	SOLDER BODY	1	BRASS	WHITE BRONZE
3	PIN	1	BRASS	SILVER
2	INSULATOR	1	PTFE	----
1	BODY	1	BRASS	WHITE BRONZE
#	DESCRIPTION	QTY	MATERIAL	FINISH

CUSTOMER
OUTLINE DRAWINGALL DIMENSIONS
ARE REFERENCE ONLYUNLESS OTHERWISE SPECIFIED:
DIMENSIONS ARE IN INCHES
AND [MILLIMETERS]

DRAWN	JDM	9/9/15
CHECKED		
ORJ DRAWN	C. ZUNIGA	03/09/15

PROPRIETARY AND CONFIDENTIAL
THIS DRAWING CONTAINS
INFORMATION PROPRIETARY TO
RF INDUSTRIES. ANY
UNAUTHORIZED USE OF THIS
DRAWING IS EXPRESSLY
PROHIBITED WITHOUT WRITTEN
PERMISSION FROM RF
INDUSTRIES. ANY VIOLATION IS
PUNISHABLE UNDER U.S.
COPYRIGHT LAWS.

RFconnectors
DIVISION OF RF INDUSTRIES, LTD.

7610 MIRAMAR RD.
SAN DIEGO, CA 92126
(858) 549-6340
(858) 549-6345 FAX

N PLUG, 90°
DIRECT SOLDER FOR SPP-250-LLPL

SIZE	CABLE GROUP	DWG NO.	REV
A	N/A	RFN-1009-HPL	—
SCALE:	ENGINEERING ID:	1787	SHEET 1 OF 1
NTS			